

GIVI TRK52NA

GIVI Monokey TRK52 Trekker Top Case (TRK52NA) User Manual

Comprehensive instructions for installation, operation, and maintenance.

INTRODUCTION

The GIVI Monokey TRK52 Trekker Top Case (model TRK52NA) is a robust and versatile motorcycle luggage solution designed for secure storage and ease of use. Featuring the patented Monokey system, this top case offers a generous 52-liter capacity, making it suitable for various touring and daily commuting needs. Its durable polypropylene construction with an aluminum finish ensures longevity and protection for your belongings.



This image displays the GIVI Monokey TRK52 Trekker Top Case, featuring a black polypropylene body and a silver-colored aluminum finish lid. The case is shown in its closed and locked position, highlighting the integrated Monokey locking mechanism and the robust design suitable for motorcycle use.

SETUP AND INSTALLATION

The GIVI TRK52NA top case utilizes the GIVI Monokey fitting system, requiring a compatible GIVI Monokey rack (sold separately) to be already installed on your motorcycle. Ensure your motorcycle is equipped with the correct Monokey rack before proceeding with the top case installation.

Mounting the Top Case

1. **Prepare the Rack:** Ensure the GIVI Monokey rack on your motorcycle is clean and free from obstructions.
2. **Position the Case:** Align the two front hooks on the bottom of the TRK52NA top case with the corresponding slots on the Monokey rack.
3. **Engage the Locking Mechanism:** Gently push the rear of the top case down until the Monokey locking mechanism engages with the rear pin on the rack. You should hear a distinct 'click' sound.
4. **Verify Security:** Attempt to lift the case from the rack without pressing the release button. The case should be firmly attached and show no signs of looseness.

Important: Always ensure the top case is securely mounted before riding. Regularly check the mounting for any signs of wear or loosening.

Opening and Closing the Case

- 1. **To Open:** Insert the key into the lock cylinder and turn it to the unlock position. Press the 'PRESS' button located near the lock. The lid will unlatch, allowing you to open it.
- 2. **To Close:** Lower the lid until it sits flush with the base. Press down firmly on the lid until you hear a 'click', indicating it is latched. Turn the key to the lock position and remove it to secure the case.

Detaching the Case from the Rack

- 1. **Unlock the Case:** Insert the key into the lock cylinder and turn it to the unlock position.
- 2. **Activate Release:** While the key is in the unlock position, press the 'PRESS' button. This action simultaneously unlatches the lid and releases the case from the Monokey rack.
- 3. **Remove the Case:** Lift the case upwards and slide it backward to disengage it from the front hooks of the rack.

Loading the Case

The TRK52NA has a capacity of 52 liters. Distribute weight evenly within the case. Avoid exceeding the maximum load capacity specified by GIVI or your motorcycle manufacturer, as this can affect vehicle stability and handling.

This part number (1396570001) fits the following vehicles

BMW F650GS 2001-2012	BMW F650GS (ABS) 2001-2003
BMW F650GS (ABS) 2005	BMW F650GS (ABS) 2012
BMW F650GS Dakar 2001-2007	BMW F650GS Dakar (ABS) 2002-2005
BMW F700GS 2013	BMW F800GS 2008-2013
BMW G650GS 2012-2013	BMW G650GS Sertao 2012-2013
BMW R1200GS 2005-2013	BMW R1200GS Adventure 2006-2013
HONDA Interceptor 800 (ABS) VFR800 2002-2009	HONDA Interceptor 800 VFR800 2002-2009
HONDA NC700X 2012-2013	KAWASAKI KLR650 2008-2018
KAWASAKI Versys 650 KLE650A 2008-2014	KTM 950 Adventure 2003-2006
KTM 950 Adventure S 2004-2006	KTM 990 Adventure 2007-2011
KTM 990 Adventure R 2009-2011	KTM 990 Adventure S 2007-2008
KTM 990 Supermoto T 2012	SUZUKI V-Strom 1000 DL1000 2002-2009
SUZUKI V-Strom 1000 DL1000 2012	SUZUKI V-Strom 650 (ABS) Adventure DL650AADV 2013-2015
SUZUKI V-Strom 650 (ABS) DL650A 2007-2009	SUZUKI V-Strom 650 (ABS) DL650A 2011-2014
SUZUKI V-Strom 650 DL650 2004-2009	SUZUKI V-Strom 650 DL650 2011
TRIUMPH Tiger 1200 Explorer XC 2012-2013	TRIUMPH Tiger 800 2011-2013
TRIUMPH Tiger 800XC 2011-2013	YAMAHA FZ6 2004-2009
YAMAHA Super Tenere 1200 2012-2013	

A side perspective of the GIVI Monokey TRK52 Trekker Top Case, illustrating its durable construction and the secure side latches that complement the main locking system. The black base and silver lid are clearly visible.

MAINTENANCE

Regular maintenance ensures the longevity and optimal performance of your GIVI TRK52NA top case.

- **Cleaning:** Clean the exterior with a mild soap and water solution. Avoid abrasive cleaners or solvents, which can damage the polypropylene and aluminum finish. Rinse thoroughly and dry with a soft cloth.
- **Lock Mechanism:** Periodically lubricate the lock cylinder and moving parts of the Monokey mechanism with a silicone-based lubricant to ensure smooth operation. Avoid oil-based lubricants as they can attract dirt.
- **Seals:** Inspect the rubber seals around the lid for any signs of wear, cracking, or damage. Damaged seals can compromise the case's water resistance. Replace if necessary.
- **Mounting Security:** Before each ride, verify that the top case is securely attached to the Monokey rack. Check for any loose bolts or components on the rack itself.

TROUBLESHOOTING

- **Case Not Locking/Unlocking:**
 - Ensure the key is fully inserted and turned correctly.
 - Check for any obstructions in the lock mechanism.
 - Apply a small amount of silicone lubricant to the lock cylinder.
- **Case Not Attaching/Detaching from Rack:**
 - Verify the Monokey release button is fully pressed when detaching.
 - Ensure the front hooks are correctly aligned with the rack slots during attachment.
 - Check the rack for any damage or deformation that might prevent proper engagement.
- **Water Ingress:**
 - Inspect the lid's rubber seal for damage or improper seating.
 - Ensure the lid is fully closed and latched.
- **Excessive Vibration/Noise:**
 - Confirm the case is securely mounted to the rack.
 - Check the tightness of all bolts securing the Monokey rack to the motorcycle.
 - Ensure contents inside the case are properly secured to prevent movement.

SPECIFICATIONS

Brand	GIVI
Model Number	TRK52NA
Material	Polypropylene (PP)
Capacity	52 Liters

Item Weight	15.3 Pounds
Product Dimensions	24.64 x 19.92 x 14.09 inches
Mounting Type	Rack Mount (GIVI Monokey System)
Vehicle Service Type	Motorcycle
UPC	600901464866
ASIN	B00HXWIHL2
Date First Available	October 6, 2016

COMPATIBILITY

The GIVI Monokey TRK52NA top case is designed to fit various motorcycle models when used with the appropriate GIVI Monokey fitting kit. The following list indicates vehicles compatible with GIVI part number 1396570001, which is often associated with the Monokey system for specific models. Please verify your motorcycle's specific GIVI rack requirements.



This image presents a detailed list of motorcycle models and their respective years of manufacture that are compatible with GIVI part number 1396570001, which is essential for proper fitment of the TRK52NA top case. The list includes various BMW, Honda, Kawasaki, KTM, Suzuki, Triumph, and Yamaha models.

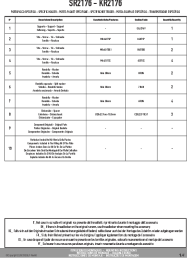


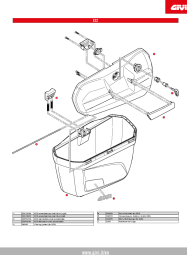

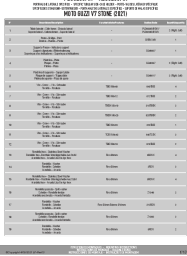
Partial List of Compatible Vehicles (with GIVI Part Number 1396570001)

- BMW F650GS 2001-2012
- BMW F650GS (ABS) 2001-2003
- BMW F650GS (ABS) 2005
- BMW F650GS (ABS) 2012
- BMW F650GS Dakar 2001-2007
- BMW F650GS Dakar (ABS) 2002-2005
- BMW F700GS 2013
- BMW F800GS 2008-2013
- BMW G650GS 2012-2013

- BMW G650GS Sertao 2012-2013
- BMW R1200GS 2005-2013
- BMW R1200GS Adventure 2006-2013
- HONDA Interceptor 800 (ABS) VFR800 2002-2009
- HONDA Interceptor 800 VFR800 2002-2009
- HONDA NC700X 2012-2013
- KAWASAKI KLR650 2008-2018
- KAWASAKI Versys 650 KLE650A 2008-2014
- KTM 950 Adventure 2003-2006
- KTM 950 Adventure S 2004-2006
- KTM 990 Adventure 2007-2011
- KTM 990 Adventure R 2009-2011
- KTM 990 Adventure S 2007-2008
- KTM 990 Supermoto T 2012
- SUZUKI V-Strom 1000 DL1000 2002-2009
- SUZUKI V-Strom 1000 DL1000 2012
- SUZUKI V-Strom 650 (ABS) DL650A 2013-2015
- SUZUKI V-Strom 650 (ABS) DL650A 2007-2009
- SUZUKI V-Strom 650 (ABS) DL650A 2011-2014
- SUZUKI V-Strom 650 DL650 2004-2009
- SUZUKI V-Strom 650 DL650 2011
- TRIUMPH Tiger 1200 Explorer XC 2012-2013
- TRIUMPH Tiger 800 2011-2013
- TRIUMPH Tiger 800XC 2011-2013
- YAMAHA FZ6 2004-2009
- YAMAHA Super Tenere 1200 2012-2013

WARRANTY AND SUPPORT

GIVI products are manufactured to high-quality standards. For specific warranty information, please refer to the documentation included with your purchase or visit the official GIVI website. In case of technical issues, missing parts, or warranty claims, please contact GIVI customer support or your authorized GIVI dealer. For further assistance, please visit the official GIVI website or contact their customer service department directly.

	<p>GIVI SR2176 KR2176 Specific Holder Mounting Instructions</p> <p>Detailed mounting instructions and parts list for the GIVI SR2176 KR2176 specific holder, designed for motorcycle and scooter luggage systems.</p>
	<p>Givi Monokey System User Manual</p> <p>This manual provides detailed instructions for the Givi Monokey System, covering technical specifications, opening and closing procedures, mounting, detaching, and maintenance for various Givi case models. It also includes warranty information and important safety precautions for motorcycle riders.</p>
	<p>GIVI PLO9352CAM / KL09352CAM Specific Tubular Side-Case Holder Mounting Guide</p> <p>Comprehensive mounting instructions and parts list for the GIVI PLO9352CAM and KL09352CAM specific tubular side-case holder system for motorcycles. Includes detailed diagrams and assembly steps.</p>
	<p>GIVI E22 Side Case Parts Diagram and Assembly Guide</p> <p>Detailed parts list and assembly overview for GIVI E22 motorcycle side cases, including part numbers, descriptions, and a textual representation of the exploded view diagram.</p>
	<p>Givi PLR2130CAM Side-Case Holder Installation Guide for Yamaha MT-07 Tracer (2016)</p> <p>Installation guide for the Givi PLR2130CAM tubular side-case holder for the Yamaha MT-07 Tracer (2016). Features a detailed parts list and step-by-step assembly instructions with textual descriptions of diagrams.</p>
	<p>Givi PLO8206MK Side Case Racks for Moto Guzzi V7 Stone (2021) - Mounting Instructions</p> <p>Detailed mounting instructions for the Givi PLO8206MK tubular side-case holder system. Designed for the Moto Guzzi V7 Stone (2021), this guide includes a parts list and assembly diagrams for secure luggage attachment.</p>