

CLOROX 10044600311811

Clorox Disinfecting Wipes User Manual

BRAND: CLOROX

Model: 10044600311811

PRODUCT OVERVIEW

Clorox Disinfecting Wipes are designed to kill germs, clean tough messes, and remove 99.9% of allergens from various surfaces. These wipes offer antibacterial power, effectively killing 99.9% of viruses and bacteria, including the COVID-19 virus, staph, E. coli, MRSA, salmonella, strep, and Kleb. They are formulated to prevent the growth of odor-causing bacteria for up to 24 hours on non-food contact surfaces. The wipes are bleach-free and safe for use on finished wood, sealed granite, and stainless steel.

Key Features:

- **CLEANS 3X BETTER:** Features TripleWeave texture for superior cleaning, killing germs and removing 99.9% of allergens.
- **DISINFECTING WIPES:** Proven to kill COVID-19 Virus in 15 seconds; cleans and kills 99.9% of viruses and bacteria.
- **MULTI SURFACE CLEANER:** Safe for use on hard, non-porous surfaces including finished wood, sealed granite, stainless steel, and non-food contact surfaces in homes, offices, classrooms, and car interiors.
- **DISPOSABLE WIPES:** Convenient 75-count canisters with a lemon scent. Dispose of wipes according to manufacturer instructions; DO NOT FLUSH.
- **NO BLEACH:** Provides a bleach-free cleaning alternative, effective for disinfecting and deodorizing. Also great for cleaning fabrics and removing stains like grass, sweat, food, ink, and make-up.



Image: Clorox Disinfecting Wipes Value Pack, showing three canisters with different scents.

SAFETY INFORMATION

PRECAUTIONARY STATEMENTS: HAZARDS TO HUMAN AND DOMESTIC ANIMALS.

CAUTION: Cases of moderate eye irritation. Avoid contact with eyes or clothing. Wash thoroughly with soap and water after handling.

FIRST AID:

IF IN EYES: Hold eye open and rinse slowly and gently with water for 15–20 minutes. Remove contact lenses, if present, after the first 5 minutes, then continue rinsing eye. Call a poison control center for treatment advice. Have the product container or label with you when calling a poison control center or doctor, or going for treatment. For further information, call (800) 227-1860.

PHYSICAL OR CHEMICAL HAZARDS:

Do not use or store near heat or open flame.

INGREDIENTS

The active ingredients in Clorox Disinfecting Wipes are:

n-Alkyl (C14, 60%; C16, 30%; C12, 5%; C18, 5%) Dimethyl Benzyl Ammonium Chloride: 0.184%

n-Alkyl (C12, 68%; C14, 32%) Dimethyl Ethylbenzyl Ammonium Chloride: 0.184%

OTHER INGREDIENTS: 99.632%

TOTAL: 100.000%

Note: Percentages for active ingredients do not include the weight of the dry wipe. This product contains no phosphorus.

ACTIVE INGREDIENTS:	
n-Alkyl (C14, 60%; C16, 30%; C12, 5%; C18, 5%)	
Dimethyl Benzyl Ammonium Chloride	0.184%††
n-Alkyl (C12, 68%; C14, 32%) Dimethyl	
Ethylbenzyl Ammonium Chloride	0.184%††
OTHER INGREDIENTS:.....	99.632%
TOTAL:	100.000%
††Does not include weight of dry wipe.	



Image: Detailed view of the active ingredients and other ingredients listed on the product label.

USAGE INSTRUCTIONS

It is a violation of Federal law to use this product in a manner inconsistent with its labeling.

To Clean and Remove Allergens:

- 1. Wipe surface clean with a Clorox Disinfecting Wipe.
- 2. Allow the surface to air dry.



TripleWeave™
Texture

Cleans 3X better*

*Vs. wet paper towel.

Image: Demonstrates the TripleWeave texture of the wipe, highlighting its cleaning effectiveness.

To Disinfect and Deodorize Hard, Nonporous Surfaces:

1. Wipe the surface thoroughly, ensuring enough wipes are used for the treated surface to remain visibly wet for 4 minutes.
2. Allow the surface to air dry.
3. For highly soiled surfaces, clean excess dirt first before disinfecting.
4. For surfaces that may come in contact with food, a potable water rinse is required after disinfection.

Kills 99.9% of Viruses & Bacteria, including:

- Cold & flu viruses*
- Covid-19 virus*
- Odor-causing bacteria for 24 hours**




*Use as directed on hard, non-porous surfaces to kill Influenza A2, Human Coronavirus, & SARS-CoV-2

**On non-contact food surfaces

Image: Illustrates the germ-killing power of the wipes against various viruses and bacteria.


Cleans high touch surfaces



When used as directed. Follow electronic manufacturer's directions.

Image: Examples of high-touch surfaces where Clorox wipes can be effectively used for cleaning and disinfection.

The one wipe for 1000s of life's messes.



When used as directed. Follow electronic manufacturer's directions.

Image: Demonstrates the versatility of the wipes for various everyday messes.

Great for a variety of uses.



Image: Shows the wipes being used for a variety of cleaning tasks, including cleaning shoes.

Surfaces Safe for Use:

Clorox Disinfecting Wipes will not harm most surfaces, including acrylic, sealed fiberglass, sealed granite, and finished hardwood.

Not recommended for use on: unpainted wood, unfurnished, unsealed, waxed, oiled, or worn surfaces. Always test a small, inconspicuous area first.

Multi-surface cleaner

Safe for use on:

Sealed
granite

Finished
wood*

Stainless
steel

*Not recommended for use on unpainted wood and unfinished, unsealed, unpainted, waxed, oiled or worn surfaces.

Image: Visual guide to surfaces where the wipes can be safely used.

MAINTENANCE AND DISPOSAL

- This product is not for use on dishes, glassware, or eating utensils.
- Do not use as a diaper wipe or for personal cleansing.
- Dispose of used wipes according to manufacturer instructions.
- **DO NOT FLUSH** wipes down the toilet.



Image: Back of product packaging detailing usage and disposal instructions.

TROUBLESHOOTING

No specific troubleshooting information is provided for this product. For common issues, ensure you are following the usage instructions carefully. If wipes appear dry, ensure the lid is securely closed after each use to maintain moisture.

SPECIFICATIONS

Attribute	Detail
Brand	CLOROX
Model Number	10044600311811
Product Dimensions	13.75 x 4.5 x 8.75 inches; 1.04 Pounds
Item Form	Wipes
Package Information	Canister
Sheet Count	225 (75 Count per pack, Pack of 3)
Scent	Fresh Scent and Citrus Blend
Date First Available	January 12, 2014
Manufacturer	Clorox Disinfecting Wipes

WARRANTY AND SUPPORT

Specific warranty information for Clorox Disinfecting Wipes is not provided in the available product data. For any product-related inquiries or support, please refer to the contact information on the product packaging or visit the official Clorox website.






As per the legal disclaimer, actual product packaging and materials may contain more and different information than what is shown online. It is recommended to always read labels, warnings, and directions before using or consuming a product.


OFFICIAL PRODUCT VIDEOS

No official product videos from the seller were found in the provided data. Videos from influencers are not included in this manual.

© 2025 CLOROX. All rights reserved.

Related Documents - 10044600311811

	<p>Clorox Bleach Cream Cleanser Material Safety Data Sheet (SDS)</p> <p>Provides comprehensive safety information for Clorox Bleach Cream Cleanser, including hazard data, ingredient breakdown, protective measures, transportation regulations, reactivity, and physical properties.</p>
	<p>Clorox Large Room Air Purifier User Manual and Guide</p> <p>Comprehensive guide for the Clorox Large Room Air Purifier (Models 11010, 11011), covering important safeguards, parts and features, air quality sensor explanation, control panel operation, setup, cleaning, filter replacement, troubleshooting, and limited warranty information.</p>
	<p>Clorox TurboPro Electrostatic Sprayer CL100ESH: Quick Start Guide</p> <p>Quick start guide for the Clorox TurboPro Electrostatic Sprayer (CL100ESH). Learn how to set up, use, clean, and maintain the device for efficient electrostatic disinfection. Includes safety tips and operational guidance.</p>
	<p>Clorox Large Room Air Purifier: Use and Care Guide</p> <p>This guide provides essential information for operating, cleaning, and maintaining your Clorox Large Room Air Purifier. Learn about its features, safety precautions, troubleshooting, and warranty.</p>
	<p>Clorox Tabletop Air Purifier: Use, Care, and Troubleshooting Guide</p> <p>User and care manual for the Clorox Tabletop Air Purifier (models 11020, 11021). Provides detailed instructions on safety, operation, cleaning, filter replacement, troubleshooting, and warranty information. Includes guidance on connecting to Alexa and FCC compliance details.</p>

	<p>Clorox Triple Action Dishwasher Detergent Safety Data Sheet (SDS)</p> <p>Safety Data Sheet (SDS) for Clorox Triple Action Dishwasher Detergent, providing detailed information on identification, hazards, composition, first-aid, fire-fighting, accidental release, handling, storage, exposure controls, physical/chemical properties, stability, toxicology, ecology, disposal, transport, and regulatory information.</p>
--	---