

## Diesel DZ4318

# Diesel Men's Mega Chief Chronograph Watch (Model DZ4318) Instruction Manual

Your guide to setting up, operating, and maintaining your Diesel timepiece.

## 1. INTRODUCTION

This manual provides essential information for the proper use and care of your Diesel Men's Mega Chief Chronograph Watch, Model DZ4318. This watch features a robust design, chronograph functionality, and water resistance suitable for various activities.



Figure 1: Front view of the Diesel Men's Mega Chief Chronograph Watch, featuring a black stainless steel case and bracelet, with an iridescent dial and blue accents.

## 2. SETUP AND INITIAL USE

### 2.1. Time Setting

1. Pull the crown (center knob on the right side of the watch) out to position 2.

2. Turn the crown to adjust the hour and minute hands to the correct time.
3. Push the crown back into position 1 to start the watch.

## **2.2. Date Setting**

1. Pull the crown out to position 1 (first click).
2. Turn the crown clockwise or counter-clockwise (depending on the movement) to set the correct date.  
Avoid setting the date between 9 PM and 3 AM, as this can interfere with the automatic date change mechanism.
3. Push the crown back into its original position.

## **2.3. Band Adjustment**

The black stainless steel bracelet can be adjusted for a customized fit. This typically involves removing or adding links. It is recommended to have this procedure performed by a qualified jeweler or watch technician to prevent damage to the bracelet.





Figure 2: Side view of the watch, highlighting the crown and chronograph pushers for time and date adjustments.

### 3. OPERATING THE CHRONOGRAPH

The Diesel Mega Chief watch features a chronograph function for measuring elapsed time. It includes three sub-dials to track minutes, seconds, and tenths of seconds.

1. **Start/Stop:** Press the top pusher (A) to start the chronograph. Press it again to stop the measurement.
2. **Reset:** While the chronograph is stopped, press the bottom pusher (B) to reset all chronograph hands to zero.

Your browser does not support the video tag.

Video 1: An overview of the Diesel Men's Mega Chief Chronograph Quartz Watch, demonstrating its features and design.

### 4. MAINTENANCE AND CARE

#### 4.1. Water Resistance

This watch is water resistant up to 100 meters (330 feet) or 10 ATM. This means it is suitable for bathing, swimming, snorkeling, and shallow diving. However, it is important to ensure the crown is fully pushed in before any water exposure. Do not operate the pushers or crown while the watch is wet or submerged.

#### 4.2. Cleaning

To maintain the appearance of your watch, regularly wipe the case and bracelet with a soft, damp cloth. For stainless steel bracelets, a mild soap solution can be used, followed by thorough rinsing and drying. Avoid harsh chemicals or abrasive materials.

### 4.3. Battery Replacement

The watch is powered by a Lithium Ion battery. When the battery needs replacement, it is recommended to take the watch to an authorized Diesel service center or a professional watch repair shop to ensure proper sealing and maintain water resistance.

## 5. TROUBLESHOOTING

- **Watch not running:** Ensure the crown is fully pushed in. If the watch still does not run, the battery may need replacement.
- **Date not changing:** Check if the date was set during the restricted hours (9 PM - 3 AM). If so, reset the date outside of these hours.
- **Chronograph hands not resetting to zero:** This may require a calibration. Consult the Diesel service center for assistance.
- For any other issues, please refer to the official Diesel support channels.

## 6. SPECIFICATIONS

Feature	Detail
Model Number	DZ4318
Case Diameter	51mm
Band Width	26mm
Movement	Quartz with Chronograph Analog Display
Water Resistance	10 ATM (100 meters / 330 feet)
Case Material	Stainless Steel
Crystal Material	Iridescent Mineral Crystal
Battery Type	1 Lithium Ion battery (included)
Product Dimensions	3.7 x 4.17 x 4.02 inches; 7.05 ounces



Figure 3: Visual representation of watch sizes, including the 51MM case diameter of the Mega Chief model.


## 7. WARRANTY AND SUPPORT






For warranty information, service, or support, please refer to the documentation included with your purchase or visit the official Diesel website. It is recommended to register your product to ensure full warranty coverage.

You can find more information and contact support through the official Diesel store [Diesel Official Store](#).

© 2025 Diesel. All rights reserved.

## Related Documents - DZ4318

	<p><a href="#">Diesel On Hybrid Smartwatch FAQs and User Guide</a></p> <p>Frequently Asked Questions (FAQs) and user guide for Diesel On hybrid smartwatches, covering setup, pairing, battery, features, activity tracking, sleep tracking, goal tracking, notifications, and account settings. Includes information for Mega Chief, Time, and Armbar models.</p>
---	--

	<p><a href="#">Diesel Griffed Gen 6 Smartwatch User Guide</a></p> <p>A comprehensive guide to setting up, pairing, and using your Diesel Griffed Gen 6 Smartwatch, including tips for blood oxygen tracking and connecting to Wi-Fi.</p>
	<p><a href="#">Diesel True Wireless Earbuds User Manual and Product Information</a></p> <p>Comprehensive guide for Diesel True Wireless Earbuds, covering setup, pairing, controls, charging, safety, and regulatory compliance. Learn how to use your Diesel TWS earbuds effectively.</p>
	<p><a href="#">Diesel On Smartwatch DW13D2 User Manual and Safety Information</a></p> <p>Comprehensive guide for the Diesel On Smartwatch DW13D2, covering setup, features, safety precautions, and warranty information. Learn how to use your smartwatch effectively and safely.</p>
	<p><a href="#">DIESEL 52953 &amp; 52954 Bluetooth Speaker User Manual   Setup &amp; Features</a></p> <p>Comprehensive user manual for DIESEL 52953 and 52954 Bluetooth speakers. Find detailed instructions on setup, pairing, TWS connection, charging, operation, technical specifications, and FCC compliance.</p>
	<p><a href="#">Diesel Gen 6 Touchscreen Smartwatch: Features, Setup &amp; Guide</a></p> <p>Explore the Diesel Gen 6 touchscreen smartwatch, powered by Wear OS by Google. Learn about its features, setup process, companion app, wellness tracking, music playback, battery management, and troubleshooting tips.</p>