

WALI M004

WALI Quad Monitor Desk Mount (M004) - Instruction Manual

Model: M004 | Brand: WALI

PRODUCT OVERVIEW

The WALI Quad Monitor Desk Mount (M004) is designed to enhance your workspace by securely holding up to four flat panel monitors. It supports monitors up to 27 inches in size and up to 22 lbs per arm. This mount offers versatile adjustment options to optimize your viewing experience and free up valuable desk space.

Key features include:

- Compatibility with most flat panel monitors up to 27 inches, supporting up to 22 lbs per arm.
- Detachable and height-adjustable mount plates for VESA mounting holes 75x75mm and 100x100mm.
- Two-stage locking system adaptable to 4-inch C-clamp and 3-inch Grommet Base installations.
- High-grade arms that extend, retract, tilt (+/-90°), swivel (+/-90°), and rotate (360°) for optimal viewing angles.
- A 31.5-inch height pole for easy monitor arm adjustment, promoting ergonomic positioning and reducing strain.
- Integrated cable management to maintain a tidy workspace.

WHAT'S IN THE BOX

Your WALI Quad Monitor Desk Mount package includes:

- WALI Quad Monitor Mount (Black) x 1
- Mounting Hardware Kit (various screws, washers, spacers)
- User Manual (this document)

SETUP INSTRUCTIONS

Follow these steps to set up your WALI Quad Monitor Desk Mount.

1. Choose Your Mounting Option

The mount offers two installation methods: C-clamp or Grommet Base. Select the method best suited for your desk.

Will this mount fit my desk?



For desk with non-vertical edges



This image illustrates the C-clamp and Grommet Base options for attaching the monitor mount to a desk. The C-clamp is suitable for desk edges between 0.4 and 4 inches thick, while the Grommet Base is for desks with a pre-drilled hole up to 3 inches thick.

C-Clamp Installation: Attach the C-clamp to the edge of your desk. Ensure the desk thickness is between 0.4 and 4 inches for secure fastening.

Grommet Base Installation: If your desk has a pre-drilled hole (up to 3 inches thick), you can use the grommet base for a more permanent installation.

Your browser does not support the video tag.

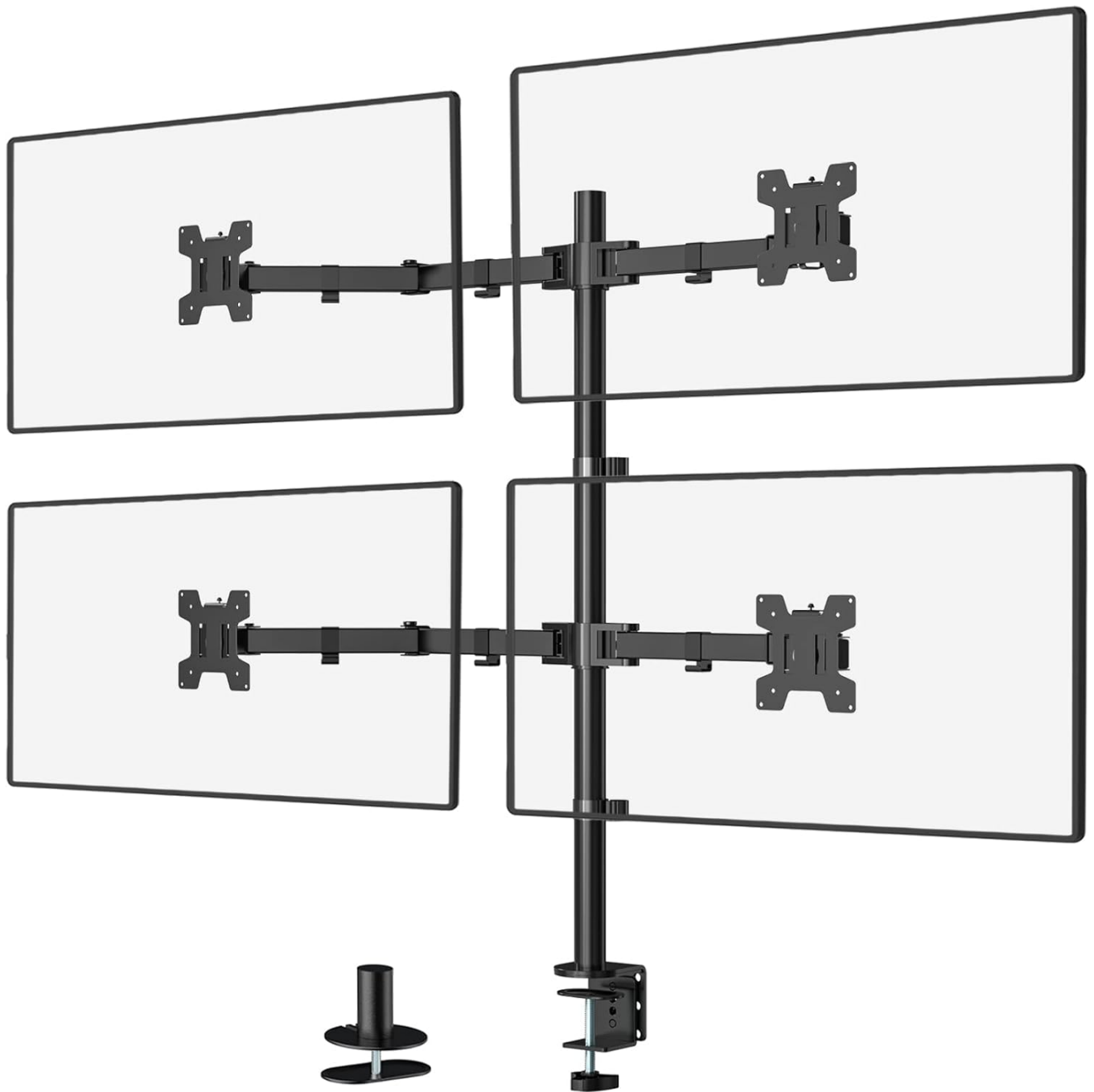
Official WALI video demonstrating the installation process for the M004 Quad Monitor Desk Mount, including both C-clamp and grommet base options.

2. Attach Monitor Arms to Pole

Slide the monitor arms onto the central pole. The arms can be adjusted vertically along the pole to achieve your desired monitor height.

3. Attach Monitors to Mount Plates

Secure your monitors to the VESA mount plates using the provided screws and spacers. Ensure the VESA mounting holes on your monitors are 75x75mm or 100x100mm.



This image displays the WALI Quad Monitor Desk Mount fully assembled with four monitors, highlighting its robust design and how monitors attach to the arms.

Display Compatibility



Weight Capacity
22lbs



VESA Size
75x75/100x100mm



Screen Size
27"



This diagram details the display compatibility, showing a maximum weight capacity of 22 lbs per arm, VESA sizes of 75x75mm and 100x100mm, and a maximum screen size of 27 inches.

4. Cable Management

Utilize the integrated cable management clips along the arms and pole to route and organize your monitor cables, ensuring a clean and clutter-free workspace.

Clean Cable Management



This image demonstrates the effective cable management system of the mount, with power and display cables neatly routed along the central pole and arms.

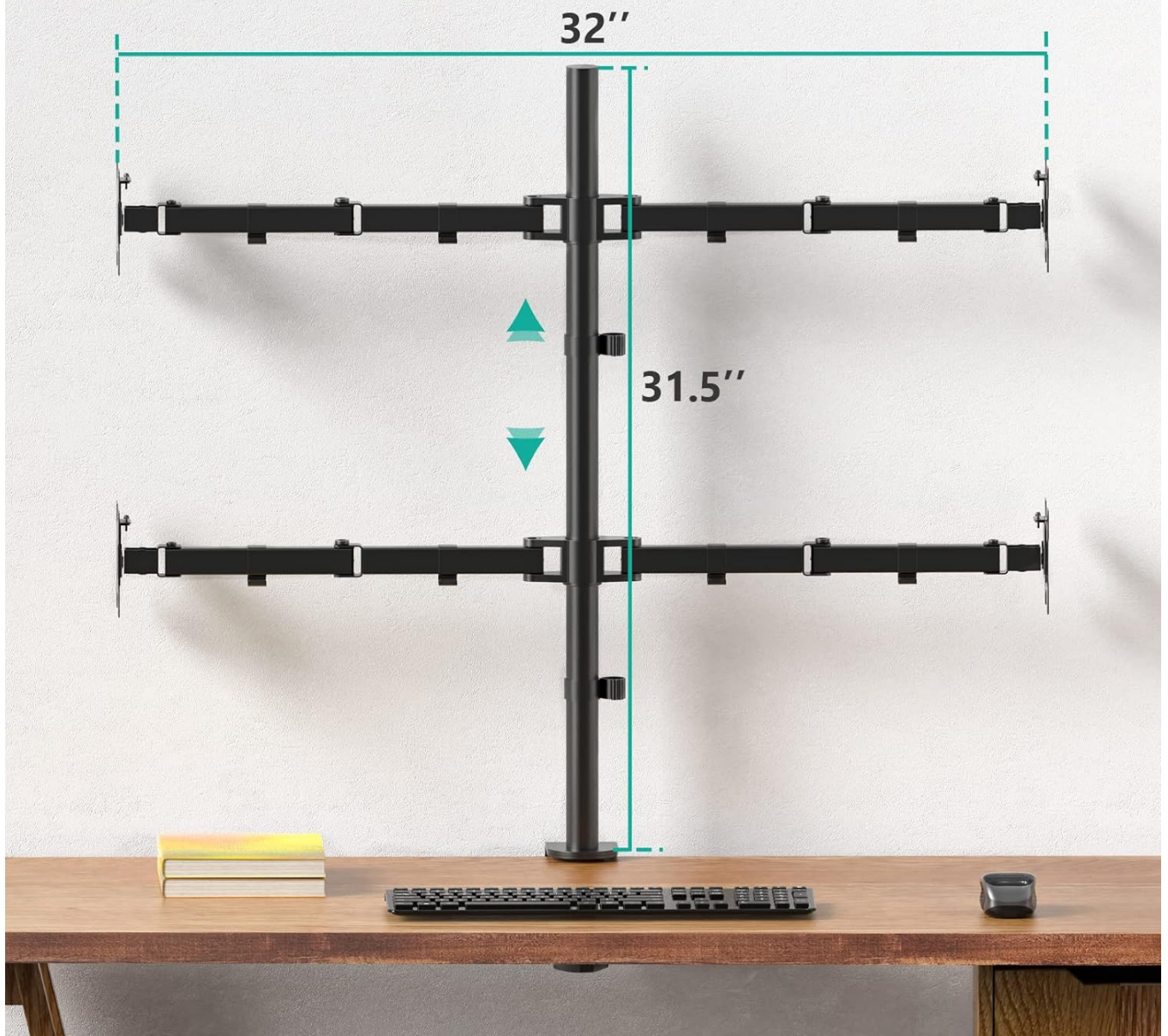
OPERATING INSTRUCTIONS

The WALI Quad Monitor Desk Mount provides extensive adjustability to customize your viewing experience.

Monitor Adjustments

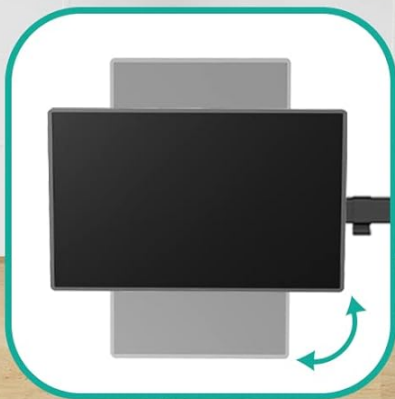
- **Height Adjustment:** Loosen the collar on the central pole to slide the monitor arms up or down, then tighten to secure at the desired height. The pole is 31.5 inches tall.
- **Tilt:** Each monitor can be tilted $\pm 90^\circ$ to reduce glare and optimize viewing angles.
- **Swivel:** The monitor arms can swivel $\pm 90^\circ$ at the pole and the monitor plates can swivel 180° , allowing you to position monitors as needed.
- **Rotation:** Rotate monitors 360° to switch between landscape and portrait modes effortlessly.

Product Dimension

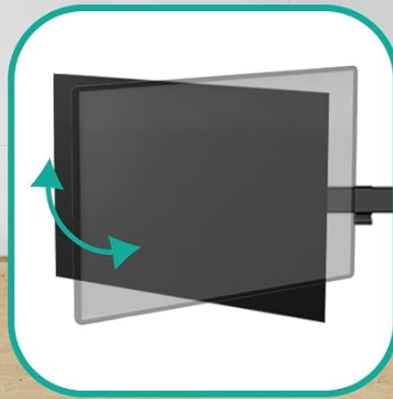


This image provides the product dimensions, indicating the 31.5-inch height of the central pole and the overall 32-inch width when arms are extended.

Angle Adjustment



Rotate 360°



Swivel +/-90°



Tilt +/-90°



This diagram visually explains the angle adjustment capabilities: 360° rotation, +/-90° swivel, and +/-90° tilt for each monitor.

MAINTENANCE

To ensure the longevity and optimal performance of your WALI Quad Monitor Desk Mount, regular maintenance is recommended:

- Periodically check all screws and connections to ensure they are tight and secure.
- Wipe down the mount with a soft, dry cloth to remove dust and debris. Avoid abrasive cleaners.
- If any joints become stiff, apply a small amount of silicone-based lubricant to the moving parts.

TROUBLESHOOTING

If you encounter any issues with your WALI Quad Monitor Desk Mount, refer to the following common troubleshooting tips:

| Problem | Possible Cause | Solution |
|--|--|---|
| Monitors are not stable or sag. | Screws are loose; monitor weight exceeds capacity. | Tighten all adjustment screws. Ensure monitor weight is within the 22 lbs per arm limit. |
| Mount is wobbly on the desk. | C-clamp or grommet base is not securely tightened. | Re-tighten the C-clamp or grommet base. Ensure the desk surface is stable. |
| Difficulty adjusting monitor position. | Adjustment screws are too tight. | Slightly loosen the relevant adjustment screws (tilt, swivel, rotation) to allow movement, then re-tighten once positioned. |

If the issue persists, please contact customer support.

SPECIFICATIONS




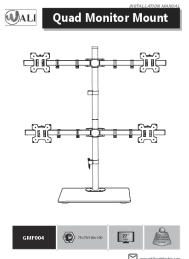
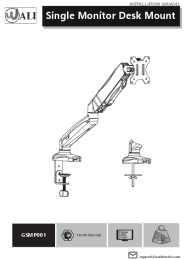
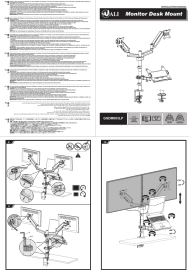
| Feature | Detail |
|----------------------------|---|
| Model Number | M004 |
| Brand | WALI |
| Monitor Size Compatibility | Up to 27 inches |
| Weight Capacity per Arm | Up to 22 lbs |
| VESA Compatibility | 75x75mm, 100x100mm |
| Pole Height | 31.5 inches |
| Mounting Options | 4-inch C-clamp, 3-inch Grommet Base |
| Adjustments | +/-90° Tilt, +/-90° Swivel, 360° Rotation |
| Material | Metal |
| Product Dimensions | 4.72 x 9.25 x 17.04 inches (packaged) |
| Item Weight | 13.84 pounds |

WARRANTY AND SUPPORT

WALI provides experienced and friendly US-based customer support available to assist 7 days a week. For any inquiries or assistance, please refer to the contact information provided with your product packaging or visit the official WALI website.

For additional resources, you may also refer to the official User Manual (PDF) available online [WALI M004 User Manual PDF](#).

Related Documents - M004

| | |
|---|--|
|  | <p>WALI M004 Quad Monitor Desk Mount Installation Manual</p> <p>Comprehensive installation guide for the WALI M004 Quad Monitor Desk Mount, detailing setup, parts, and safety instructions for mounting up to four monitors.</p> |
|  | <p>WALI M002N Articulating Monitor Arm Installation Guide</p> <p>Installation manual for the WALI M002N Articulating Monitor Arm. This guide provides step-by-step instructions for mounting the arm to a desk using clamp or grommet methods, assembling the arm segments, and attaching a monitor via VESA mounting. Includes parts list and safety information.</p> |
|  | <p>WALI Monitor Stand ECS002 Installation Manual and Safety Guide</p> <p>Comprehensive installation manual and safety guide for the WALI ECS002 monitor stand. Learn how to safely assemble and use your monitor stand.</p> |
|  | <p>WALI GMF004 Quad Monitor Mount Installation Manual</p> <p>Comprehensive installation guide for the WALI GMF004 Quad Monitor Mount. This manual provides step-by-step instructions, a parts list, and safety warnings for assembling and installing your four-monitor desk stand.</p> |
|  | <p>WALI GSMP001 Single Monitor Desk Mount Installation Guide</p> <p>Comprehensive installation manual for the WALI GSMP001 Single Monitor Desk Mount. This guide provides step-by-step instructions for setting up the monitor arm, including clamp and grommet mounting options, VESA plate attachment, and tension adjustments. Supports monitors up to 32 inches and 9kg.</p> |
|  | <p>WALI GSDM003LP Monitor Desk Mount Installation Guide</p> <p>Comprehensive installation guide for the WALI GSDM003LP dual monitor and laptop desk mount. Features VESA compatibility, adjustable arms, and detailed assembly steps for safe and ergonomic setup.</p> |