

Manuals+

[Q & A](#) | [Deep Search](#) | [Upload](#)

manuals.plus /

- › [TC Helicon](#) /
- › [TC-Helicon VoiceTone D1 Vocal Doubling and Detune Effects Pedal User Manual](#)

TC Helicon VOICETONED1

TC-Helicon VoiceTone D1 Vocal Doubling and Detune Effects Pedal User Manual

Model: VOICETONED1

1. INTRODUCTION

The TC-Helicon VoiceTone D1 is a compact vocal effects pedal designed to enhance your vocals with realistic doubling and detune effects. This single-button stompbox provides a variety of options to thicken your vocal sound, making it an essential tool for performers and recording artists.



Figure 1: TC-Helicon VoiceTone D1 Vocal Doubling and Detune Effects Pedal.

2. SETUP

Follow these steps to connect your VoiceTone D1 pedal:

1. **Power Connection:** Connect the provided 12V DC power adapter to the 'DC In' port on the rear of the pedal. Ensure the adapter is plugged into a suitable power outlet. The pedal is designed for USB Powered operation, but the 12V adapter is typically used for performance.
2. **Microphone Input:** Connect your microphone to the 'MIC' XLR input on the rear of the pedal.
3. **Audio Output:** Connect the 'OUT' XLR output on the rear of the pedal to your mixer, audio interface, or amplifier.
4. **Instrument Input (Optional):** If using an instrument, connect it to the 1/4-inch Audio input.




Figure 2: Rear panel connections for microphone, output, and power.

3. OPERATING THE VOICETONE D1

The VoiceTone D1 features intuitive controls for quick sound adjustments.



Figure 3: Labeled controls of the VoiceTone D1 pedal.

- **Style Knob (1):** This knob selects the doubling style. Options include 'Loose', 'Group', 'Detune', 'Thick', 'Oct Up', and 'Oct Dn'. Experiment with these settings to find the desired vocal texture. The 'Shout' setting is also available for specific effects.
- **Dry/Wet Knob (2):** Adjusts the blend between your dry (unaffected) vocal signal and the wet (effected) signal. Turn clockwise to increase the effect level.
- **Mic Control Button (3):** This button allows for remote control of the pedal's on/off function using a compatible

TC-Helicon MP-75 or MP-76 microphone.

- **Footswitch (4):** Toggles the effect on or off. The LED indicator will illuminate when the effect is active.

The VoiceTone D1 is designed to provide realistic vocal doubling and detune effects, adding depth and presence to your performance. The various style options allow for subtle thickening or dramatic octave shifts.

Related Product Demonstration Video

The following video demonstrates vocal effects on a related TC-Helicon product, the Perform V. While not the exact VoiceTone D1 pedal, it showcases general vocal processing capabilities from the same brand.

Video: Demonstration of the TC-Helicon Perform V Vocal Processor, a related product, showcasing various vocal effects.

4. MAINTENANCE

To ensure the longevity and optimal performance of your VoiceTone D1 pedal:

- **Cleaning:** Use a soft, dry cloth to clean the pedal's exterior. Avoid using abrasive cleaners or solvents.
- **Storage:** Store the pedal in a cool, dry place away from direct sunlight and extreme temperatures.
- **Handling:** Handle the pedal with care. Avoid dropping it or subjecting it to strong impacts.

5. TROUBLESHOOTING

If you encounter issues with your VoiceTone D1, consider the following basic troubleshooting steps:

- **No Power:** Ensure the power adapter is securely connected to both the pedal and a working power outlet.
- **No Sound:** Check all audio cable connections (microphone, output). Ensure your microphone is working and phantom power (if required by your mic) is supplied by your mixer/interface. Verify the Dry/Wet knob is not set entirely to 'Dry'.
- **Unwanted Noise:** Check for faulty cables or interference from other electronic devices. Ensure proper grounding.

For more detailed troubleshooting or persistent issues, please refer to the full product manual available on the TC Helicon website.

6. SPECIFICATIONS

Feature	Value
Item Weight	14.7 ounces
Product Dimensions	2.3 x 3.5 x 5.4 inches
Item Model Number	VOICETONED1
Body Material	Metal, Rubber
Connector Type	XLR
Hardware Interface	1/4-inch Audio
Signal Format	Analog
Power Source	USB Powered







Feature	Value
Voltage	12
Amperage	0.4 Milliamps

7. WARRANTY AND SUPPORT

For warranty information, technical support, or to download the complete user manual, please visit the official TC Helicon website. Keep your purchase receipt for warranty claims.

Contact: Refer to the TC Helicon official website for contact details and support resources.

Related Documents - VOICETONED1

	<p>TC-Helicon VoiceTone D1 Doubling & Detune Pedal Manual</p> <p>User manual for the TC-Helicon VoiceTone D1, a vocal effects pedal offering realistic doubling and detune simulations. Learn about its features, connections, setup, effects, and troubleshooting.</p>
	<p>TC-Helicon VoiceTone H1 Vocal Harmony Processor User Manual</p> <p>Comprehensive user manual for the TC-Helicon VoiceTone H1, detailing its features, setup, operation, and technical specifications for creating realistic vocal harmonies. Learn how to use guitar input or key selection for precise harmony control.</p>
	<p>TC Helicon VOICETONE X1 Quick Start Guide</p> <p>A quick start guide for the TC Helicon VOICETONE X1 vocal effects processor, detailing its controls, essential safety precautions, and compliance information.</p>
	<p>TC Helicon VoiceTone Create XT Bedienungsanleitung</p> <p>Das Benutzerhandbuch für das TC Helicon VoiceTone Create XT, ein professionelles Gesangseffektpedal für Live-Auftritte, das Studioqualitätseffekte und einfache Bedienung bietet. Enthält Anleitungen zur Einrichtung, Bedienung und Fehlerbehebung.</p>
	<p>TC HELICON VOICETONE C1: Simple 1-Button Vocal Pitch Correction Stompbox</p> <p>Explore the TC HELICON VOICETONE C1, a versatile 1-button stompbox offering flexible pitch correction, HardTune effects, and vocal processing for musicians. Learn about its features, connectivity, and warranty.</p>
	<p>TC Helicon VOICETONE C1 Quick Start Guide</p> <p>A quick start guide for the TC Helicon VOICETONE C1 vocal processor, detailing its controls, features, safety information, and setup.</p>