

Kia Rio

2013 Kia Rio Owners Manual

Your comprehensive guide to operating and maintaining your vehicle.

INTRODUCTION

This manual provides detailed information regarding the operation, features, maintenance, and safety of your 2013 Kia Rio. Familiarizing yourself with this content will ensure proper use and care of your vehicle, contributing to its longevity and your driving safety. Please read all sections carefully before operating the vehicle.

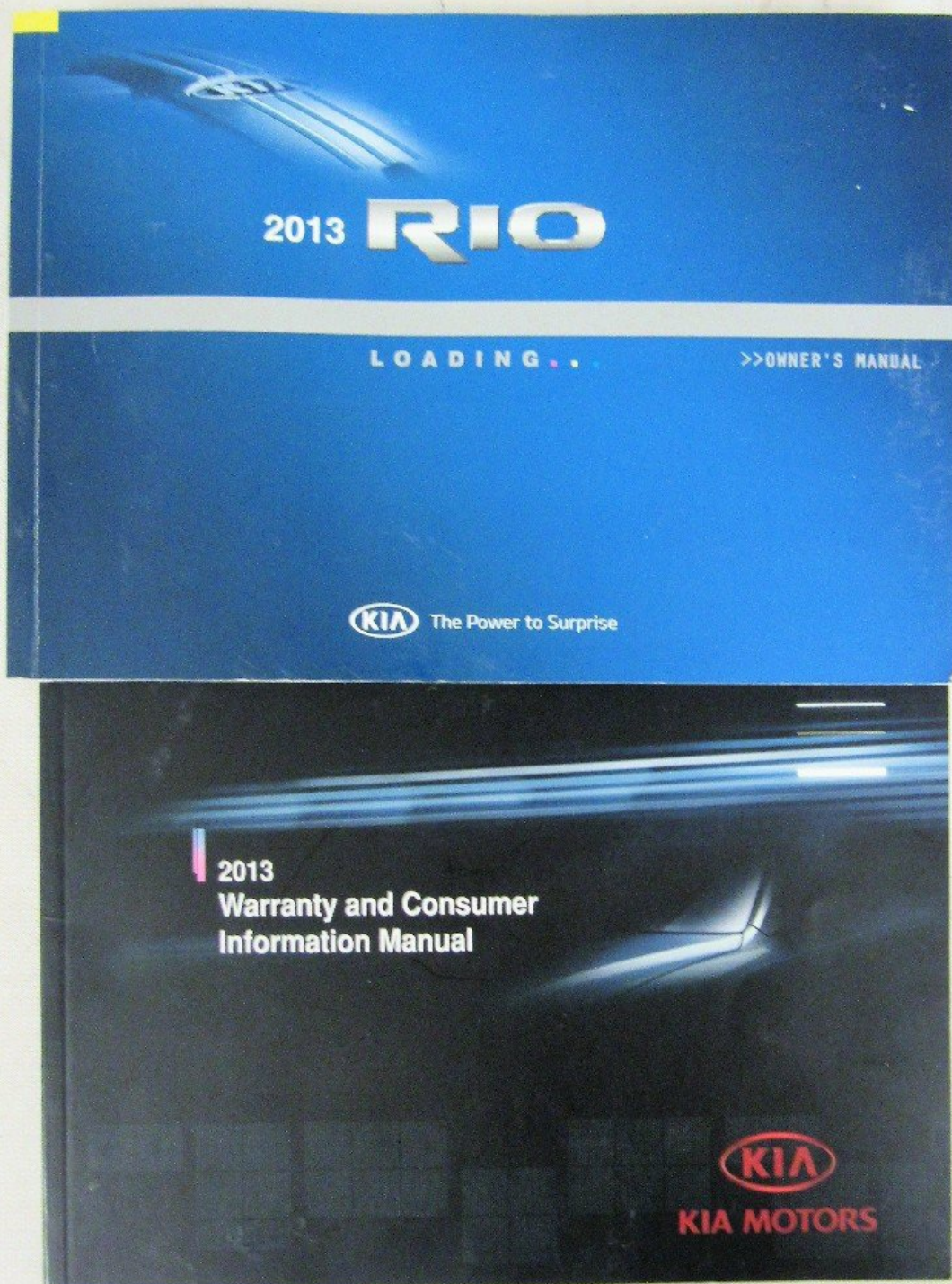


Image: Front cover of the 2013 Kia Rio Owners Manual. The cover is blue with '2013 RIO' prominently displayed, along with 'OWNER'S MANUAL' and the Kia logo.

SETUP AND INITIAL OPERATION

Before driving your Kia Rio, it is important to perform initial setup procedures and understand basic controls. This includes adjusting seating positions, mirrors, and familiarizing yourself with the dashboard layout.

Vehicle Familiarization

- **Seat and Steering Wheel Adjustment:** Adjust your seat for optimal comfort and control. Ensure the steering wheel is positioned to allow clear visibility of the instrument cluster.
- **Mirror Adjustment:** Properly adjust the side and rearview mirrors to minimize blind spots.
- **Dashboard Indicators:** Understand the meaning of various warning lights and indicators on your instrument panel. Refer to the 'Operating' section for detailed explanations.

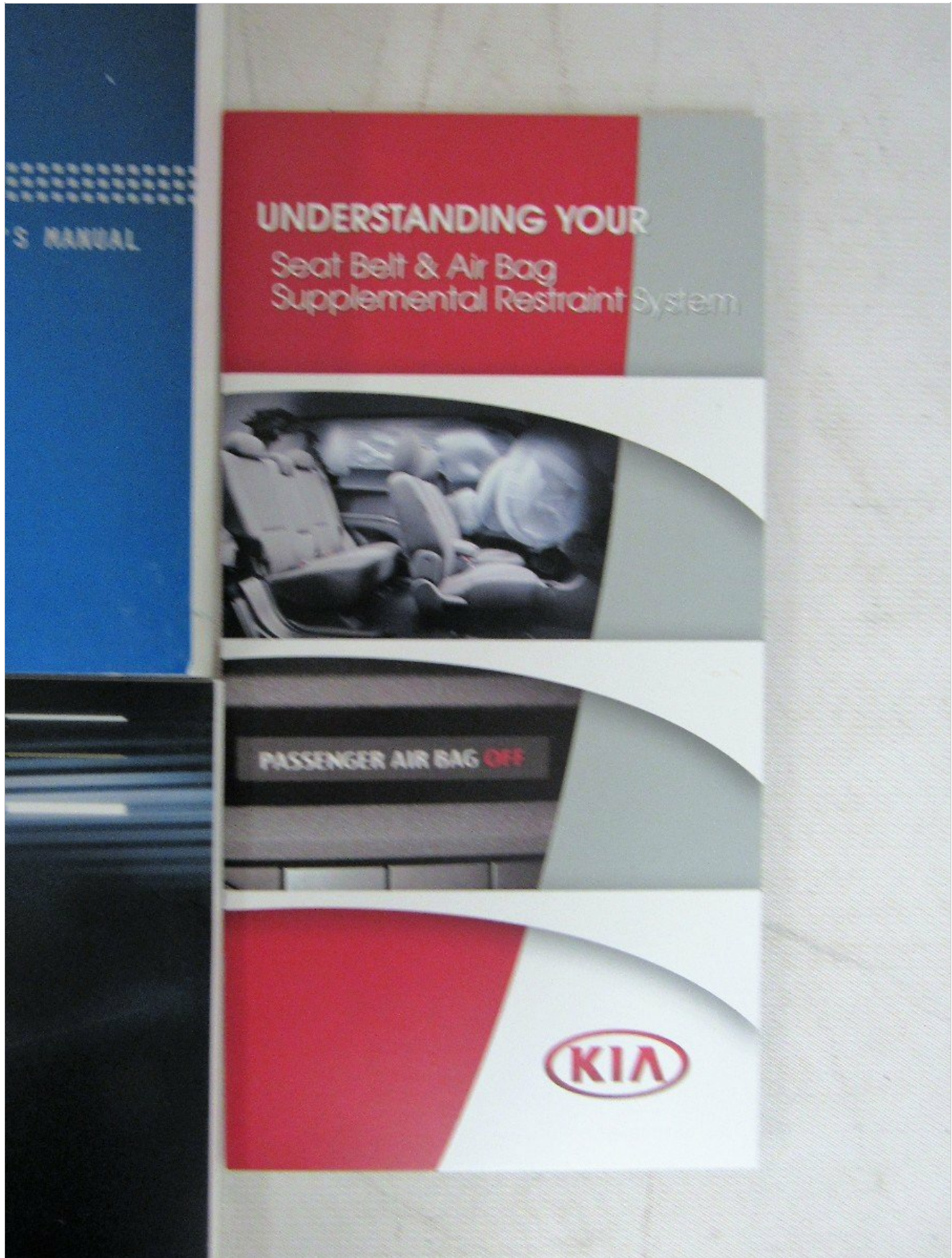


Image: Front cover of the 'Understanding Your Seat Belt & Air Bag Supplemental Restraint System' manual. The cover features illustrations of a seat belt and an inflating airbag, emphasizing safety features.

For detailed information on safety systems, including seat belts and airbags, consult the dedicated supplemental restraint system manual.

OPERATING YOUR KIA RIO

This section covers the essential procedures for driving your vehicle, including starting the engine, using the transmission, and operating various comfort and convenience features.

Starting and Driving

1. **Starting the Engine:** Insert the key into the ignition and turn it to the 'START' position. For automatic transmissions, ensure the gear selector is in 'P' (Park) or 'N' (Neutral). For manual transmissions, depress the clutch pedal.
2. **Transmission Operation:** Understand the proper use of your vehicle's automatic or manual transmission for smooth and efficient driving.
3. **Braking System:** Familiarize yourself with the brake pedal feel and the operation of the Anti-lock Braking System (ABS) if equipped.

Vehicle Features

- **Climate Control:** Instructions for operating the heating, ventilation, and air conditioning system.
- **Audio System:** Guide to using the radio, CD player, and auxiliary input features.
- **Lighting:** Operation of headlights, turn signals, fog lights, and interior lights.
- **Wipers and Washers:** How to use the windshield wipers and washer fluid system.



Image: Front cover of the Kia Rio Features & Functions Guide. The cover is white with red and grey accents, featuring the Kia logo and 'RIO FEATURES & FUNCTIONS GUIDE'. It also lists contact information for roadside assistance.

The Features & Functions Guide provides a quick reference for many of your vehicle's capabilities.

MAINTENANCE

Regular maintenance is crucial for the performance, safety, and longevity of your 2013 Kia Rio. Adhere to the recommended service schedule.

Scheduled Maintenance

- **Service Intervals:** Follow the maintenance schedule outlined in this manual for oil changes, tire rotations, and other routine inspections.
- **Fluid Checks:** Regularly inspect engine oil, coolant, brake fluid, power steering fluid, and windshield washer fluid levels.
- **Tire Care:** Maintain correct tire pressure, inspect for wear, and rotate tires as recommended.
- **Battery Maintenance:** Check battery terminals for corrosion and ensure proper charge, especially in extreme temperatures.

Always use genuine Kia parts or approved equivalents for replacements to ensure optimal performance and compatibility.

TROUBLESHOOTING

This section addresses common issues you might encounter with your Kia Rio and provides steps for resolution.

Common Issues and Solutions

- **Engine Will Not Start:** Check battery terminals, ensure sufficient fuel, and verify the gear selector is in 'P' or 'N'. If the issue persists, consult a qualified service technician.
- **Warning Lights Illuminated:** Refer to the 'Dashboard Indicators' section for specific meanings. Address critical warnings immediately.
- **Flat Tire:** Instructions for safely changing a flat tire using the spare tire and tools provided.
- **Overheating:** If the engine temperature gauge indicates overheating, safely pull over, turn off the engine, and allow it to cool before inspecting coolant levels.

For complex issues or if you are unsure about a repair, it is recommended to contact an authorized Kia service center.

SPECIFICATIONS

Key technical specifications for the 2013 Kia Rio are provided below for your reference.

Category	Specification
Engine Type	Specific engine details vary by trim level (e.g., 1.6L GDI I4)
Fuel Tank Capacity	Approximately 11.4 gallons (43 liters)
Dimensions (L x W x H)	Varies by body style (sedan/hatchback), refer to specific model data
Curb Weight	Varies by trim and transmission, typically 2,400 - 2,700 lbs
Tire Size	Standard and optional sizes available, check tire placard on vehicle
Electrical System	12-volt battery

For precise specifications pertaining to your specific vehicle configuration, consult the detailed specifications section within the full owner's manual.

WARRANTY INFORMATION

Your 2013 Kia Rio is covered by a comprehensive warranty. Understanding the terms and conditions is important for vehicle ownership.

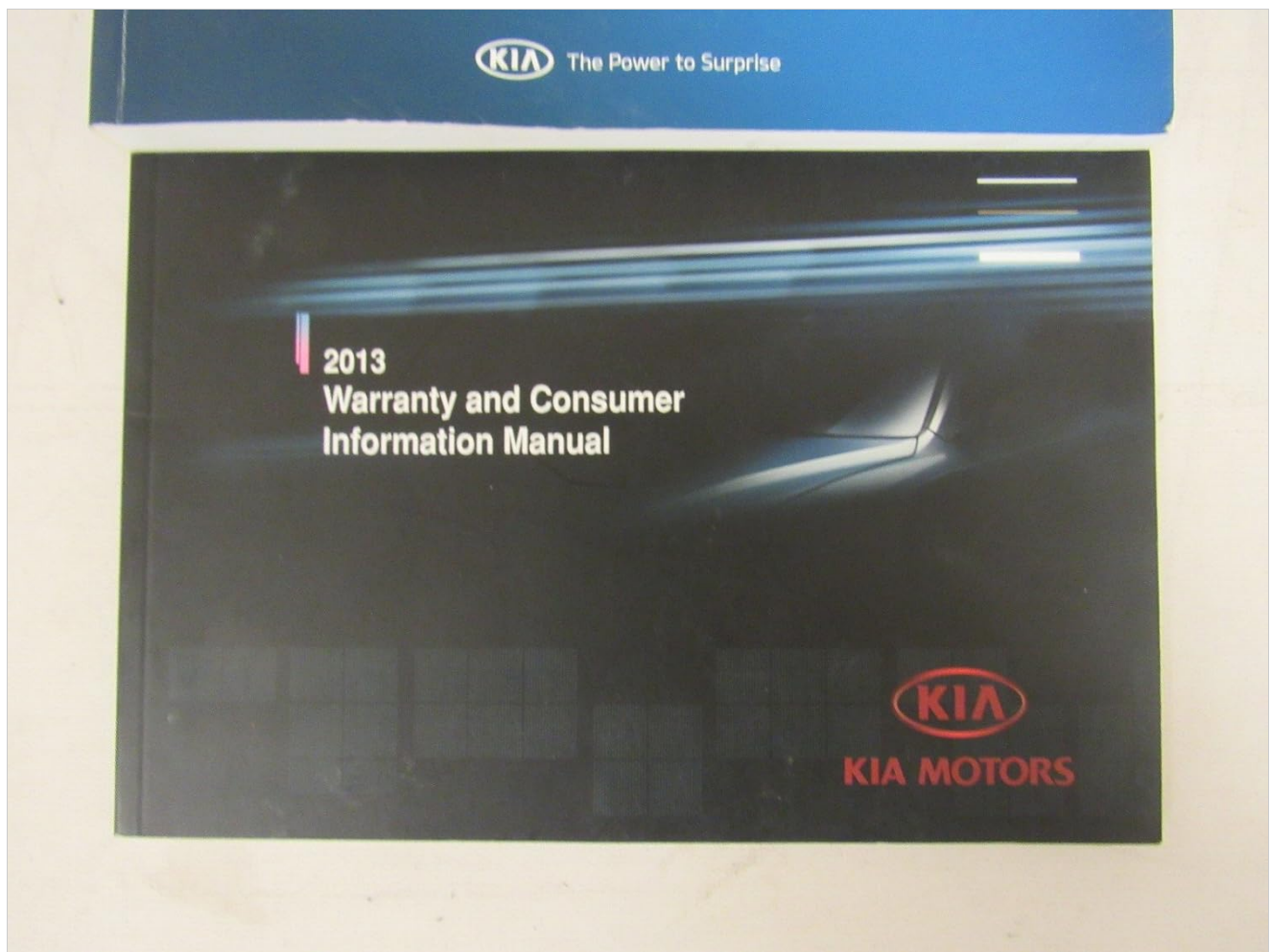


Image: Front cover of the '2013 Warranty and Consumer Information Manual'. The cover is dark with a light blue graphic and '2013 Warranty and Consumer Information Manual' text, along with the Kia Motors logo.

The '2013 Warranty and Consumer Information Manual' provides detailed information on your vehicle's warranty coverage, including duration, covered components, and owner responsibilities. It is essential to review this document to understand your rights and obligations.

SUPPORT AND ASSISTANCE

Should you require assistance or have questions regarding your 2013 Kia Rio, several resources are available.

- **Official Kia Website:** Visit www.kia.com for general information, dealer locators, and service scheduling.
- **Roadside Assistance:** For immediate assistance with breakdowns or emergencies, contact Kia Roadside Assistance at 1-800-333-4KIA (4542).
- **Authorized Kia Dealerships:** Your local Kia dealership is equipped to provide expert service, genuine parts, and technical support.

Always refer to your official owner's manual for the most accurate and up-to-date information.