

Medline MSC23000

Medline Protection Plus Disposable Protective Underwear Instruction Manual

Model: MSC23000

1. INTRODUCTION AND PRODUCT OVERVIEW

The Medline Protection Plus Disposable Protective Underwear is designed to provide discreet and comfortable protection for individuals experiencing incontinence. Featuring a superabsorbent core and soft anti-leak guards, this product helps manage moisture and control odor. Its body-contoured design ensures a secure and comfortable fit, similar to regular underwear.



This image displays the front of the Medline FitRight Protection Plus Disposable Protective Underwear packaging. It highlights key features such as 'LeakStop Guards' and the 'Small' size designation, along with the brand name 'FitRight Underwear'.

2. SAFETY INFORMATION

Please read and understand the following safety information before using this product:

- May cause skin irritation or allergic reaction. Discontinue use if irritation occurs.
- Do not use if you have a known allergy to any of the materials used in the product.
- For optimal fit and performance, always refer to the size chart provided on the product packaging.
- Dispose of used products hygienically in a sealed plastic bag and place in the trash. Do not flush.
- Keep this product and its packaging out of reach of children to prevent choking hazards.

3. APPLICATION AND USAGE

Follow these steps for proper application and effective use of the protective underwear:

1. **Select the Correct Size:** Ensure the chosen size corresponds to the user's waist measurement (e.g., Small fits 20 to 28 inches). A proper fit is crucial for comfort and leakage prevention.

2. **Application:** Pull on the protective underwear just like regular underwear. Ensure the product is centered and fits snugly around the waist and legs without being too tight or too loose.
3. **Check for Comfort:** Adjust the underwear to ensure a comfortable fit and that the anti-leak guards are properly positioned against the body.
4. **Change When Soiled:** Change the protective underwear promptly when soiled to maintain skin health and hygiene. The superabsorbent core is designed to lock away moisture and control odor.



This image shows the back of the product packaging, which includes visual instructions for applying the protective underwear. It illustrates how to measure for fit and the three steps for proper application.



This image provides a detailed view of a single Medline Protection Plus Disposable Protective Underwear. It highlights the soft, body-contoured design and elastic leg cuffs, demonstrating its appearance when unworn.

4. MAINTENANCE AND DISPOSAL

This product is designed for single use and requires no maintenance other than proper disposal.

- **Disposal:** After use, remove the soiled underwear. Roll it up and secure it with any available adhesive tabs or by wrapping it tightly. Place the used product in a sealed plastic bag to contain odors and prevent leakage.
- **Waste Management:** Dispose of the sealed bag in a waste receptacle. Do not attempt to flush the underwear down the toilet, as it can cause plumbing issues.

5. TROUBLESHOOTING

If you encounter issues with the protective underwear, consider the following:

- **Leakage:** If leakage occurs, verify that the correct size is being used. An improper fit (too large or

too small) can lead to gaps and leaks. Ensure the leg cuffs are properly positioned and not folded inward. Check if the absorbency level is appropriate for the user's needs; a higher absorbency product may be required for heavier incontinence.

- **Skin Irritation:** If skin irritation develops, ensure the product is changed frequently. Clean and dry the skin thoroughly between changes. If irritation persists, discontinue use and consult a healthcare professional.
- **Discomfort:** If the underwear feels uncomfortable, re-check the sizing. Ensure it is pulled up fully and evenly. The material is designed to be soft against the skin, but an incorrect fit can cause chafing or pressure.


6. SPECIFICATIONS

Feature	Detail
Product Name	Medline Protection Plus Disposable Protective Underwear
Model Number	MSC23000
Size	Small
Waist Size Range	20 to 28 inches (51-71 cm)
Count per Pack	22
Product Dimensions	10.5 x 11.25 x 5 inches (packaging)
Item Weight	2.85 pounds (packaging)
Target Gender	Unisex
Incontinence Protector Type	Adult Incontinence Underwear

7. WARRANTY AND SUPPORT


This product is a disposable personal care item and typically does not come with a traditional warranty. For any product-related inquiries, concerns, or feedback, please contact Medline customer support directly. Refer to the product packaging for specific contact information or visit the official Medline website.

Medline Customer Support: For assistance, please visit the [Medline Store on Amazon](#) or the official Medline website.



[Disposable Suction Canister Instructions for Use - Medline](#)

Provides instructions for the safe and effective use of Medline's Disposable Suction Canister, including setup, operation, and disposal guidelines.




[MDSP3044 Heart Rate Watch Troubleshooting Guide](#)

Troubleshooting guide for the Medline MDSP3044 Heart Rate Watch, covering common issues like power, heart rate, and date/time settings. Includes a complaint form and setup instructions.




[How to Add Items Manually on Medline.com: A Step-by-Step Guide](#)

Learn how to efficiently add items to your Medline.com account using Shopping Lists, Quick Order, and Shopping Cart features. This guide provides clear instructions for manual item addition.



[Medline MDS450EL Portable Patient Lift Owner's Guide](#)

Comprehensive owner's guide for the Medline MDS450EL 450 lb capacity portable patient lift. Includes safety instructions, assembly, operation, maintenance, troubleshooting, and warranty information.



[Medline Full Body Slings: Instructions for Safe Patient Transfer and Use](#)

Comprehensive instructions for Medline's Full Body Slings, covering safe patient transfer, toileting, sizing, positioning, and care for reusable and disposable slings. Includes model numbers and precautions.



[Medline MDS5001 Automatic Blood Pressure Monitor User's Manual](#)

User's manual for the Medline MDS5001 Automatic Blood Pressure Monitor, detailing setup, operation, accurate measurement techniques, and troubleshooting for home health monitoring.