

TOA A 9120SM2

User Manual

TOA A-9120SM2 CU 8-CHANNEL RACKMOUNTABLE MODULAR DIGITAL MATRIX MIXER AND SINGLE AMPLIFIER, 120W

Model: A 9120SM2

1. Introduction

This manual provides essential information for the safe and efficient operation of your TOA A-9120SM2 Digital Matrix Mixer and Single Amplifier. Please read this manual thoroughly before using the product and retain it for future reference. The TOA 9000M2 Series redefines conventional mixer/amplifier categories by combining a modular matrix mixer, digital signal processor (DSP), and amplifiers into a compact, two-rack-space package. It is designed for multi-zone paging, music distribution, and room-combining applications.

2. Safety Information

Always observe the following safety precautions to prevent personal injury and property damage.

- **Power Source:** Connect the unit only to the specified power supply (120VAC, 60Hz). Ensure the power cord is securely plugged in and not damaged.
- **Ventilation:** Do not block ventilation openings. Ensure adequate airflow around the unit to prevent overheating.
- **Moisture:** Do not expose the unit to rain or moisture. Do not place objects filled with liquids, such as vases, on the unit.
- **Foreign Objects:** Do not insert any metal objects or flammable materials into the ventilation openings.
- **Servicing:** Do not attempt to service this product yourself. Refer all servicing to qualified service personnel.
- **Grounding:** Ensure proper grounding to prevent electric shock.

3. Product Overview

The TOA A-9120SM2 is a versatile unit combining a mixer, DSP, and amplifier. It features:

- **Modular Mixer:** Up to 8 mic/line inputs and 8 outputs.
- **Dual Channel Digital Signal Processor (DSP):** Includes 10-Band Parametric EQ, High and Low Pass Filters, Compressor, Loudness Contour, Bass and Treble Delay (MIXER mode), and 34 TOA Speaker EQ Presets.
- **Single Channel Power Amplifier:** Rated output of 120W.
- **Telephone Zone Paging:** Access up to eight zones with an optional ZP-001T module.
- **Rack-mount Kit Included (2RU).**



Figure 3.1: Front Panel of a Representative TOA Power Amplifier (Model BA-260 shown for illustration). This image displays the main controls including the master volume knob, signal, peak, and power indicators, as well as bass and treble adjustment sliders and the power switch.




Figure 3.2: Rear Panel of a Representative TOA Power Amplifier (Model BA-260 shown for illustration). This image illustrates the connectivity options, including terminals for MOH (Music On Hold) output, speaker outputs for different zones, line outputs, and various microphone/line inputs. It also shows the power input and a unit breaker reset button.

4. Setup

Follow these steps for proper installation and setup of your A-9120SM2 unit.

1. **Unpacking:** Carefully remove the unit from its packaging. Verify all components are present, including the rack-mount kit.
2. **Rack Mounting:** The A-9120SM2 is designed for 2RU rack mounting. Securely install the unit into a standard equipment rack using the provided rack-mount kit. Ensure adequate ventilation space above and below the unit.
3. **Power Connection:** Connect the power cord to the unit's power inlet and then to a grounded 120VAC, 60Hz power outlet.
4. **Input Connections:** Connect your audio sources (microphones, line-level devices) to the appropriate modular input slots. The unit supports up to 8 mic/line inputs. Refer to the specific module manuals for detailed connection instructions.

5. **Output Connections:** Connect your speakers or other audio destinations to the speaker output terminals (120W, 4Ω, unbalanced) or preamplifier outputs as required.
6. **Optional Modules:** If using optional modules like the ZP-001T for telephone zone paging, install them according to their respective instructions.

5. Operating Instructions

The A-9120SM2 offers flexible operation modes for various applications.

- **Power On/Off:** Use the power switch on the front panel to turn the unit on or off. The power indicator will illuminate when the unit is on.
- **Front Panel Controls:**
 - **Master Volume:** Adjusts the overall output level.
 - **Signal/Peak Indicators:** Monitor audio signal presence and clipping. Adjust input levels to prevent the peak indicator from consistently lighting up.
 - **Bass/Treble Controls:** Fine-tune the low and high frequency response of the audio output.
- **DSP Configuration:** The unit features a Dual Channel DSP. Configuration can be done via the front panel or, for advanced settings, using the convenient GUI programming interface (Windows). This interface allows for fast configuration and upload/download of all settings, including:
 - 10-Band Parametric EQ
 - High and Low Pass Filters
 - Compressor
 - Loudness Contour
 - Bass and Treble Delay (MIXER mode)
 - 34 TOA Speaker EQ Presets
- **Integrated Operating Modes:** The A-9120SM2 supports powerful functionalities for both simple mixing and complex multi-zone paging applications. This includes:
 - Telephone Zone Paging
 - Automatic Microphone Mixing
 - Ambient Noise Control

Refer to the detailed software manual for configuration of these advanced features.

6. Maintenance

Proper maintenance ensures the longevity and optimal performance of your A-9120SM2.

- **Cleaning:** Use a soft, dry cloth to clean the exterior of the unit. Do not use liquid cleaners or aerosol sprays, as they may damage the finish or internal components.
- **Ventilation:** Regularly check that the ventilation openings are clear of dust and debris. Use a soft brush or compressed air to gently clean them.
- **Connections:** Periodically check all cable connections to ensure they are secure and free from corrosion.
- **Storage:** If storing the unit for an extended period, disconnect it from power and store it in a cool, dry place away from direct sunlight and extreme temperatures.

7. Troubleshooting

This section addresses common issues you might encounter. If the problem persists, contact qualified service personnel.

Problem	Possible Cause	Solution
No Power	Power cord disconnected; Power outlet faulty; Unit breaker tripped.	Check power cord connection; Test power outlet; Reset unit breaker (if applicable).
No Sound Output	Master volume too low; Input source not connected or faulty; Speaker connections loose; DSP settings incorrect.	Increase master volume; Verify input source and connections; Check speaker wiring; Review DSP settings via GUI.
Distorted Sound	Input level too high (clipping); Speaker impedance mismatch; Faulty cables.	Reduce input level (monitor peak indicator); Ensure speaker impedance matches unit specifications; Replace faulty cables.
Unit Overheating	Blocked ventilation; Insufficient airflow in rack.	Clear all ventilation openings; Ensure proper rack ventilation.

8. Specifications

Detailed technical specifications for the TOA A-9120SM2.

Power Source: 120VAC, 60Hz

Power Consumption: 150W

Rated Output: 120W

Audio Input: Max. 8 channels, modular construction (modules optional)

Power Amplifier Input: 0dB, 10kΩ, RCA pin jack

Audio Output:

- Preamplifier output 1: 0dB, 300Ω, unbalanced, RCA pin jack
- Preamplifier output 2: 0dB, 600Ω, balanced, removable terminal block (3-pin)
- Speaker output: Removable terminal block (7 pins), (Direct) 120W, 4Ω, unbalanced

Digital Audio Signal Reference Level: -20dBFS

Finish: Panel: Aluminum, hair-line, black. Case: Surface-treated steel plate, black, paint

Dimensions (W × H × D): 420mm × 107.6mm × 355mm (16.54" × 4.24" × 13.98")

Weight: 28.66 pounds (13 kg)

Number of Channels: 8

Mounting Type: Rackmount (2RU)

9. Warranty Information

TOA products are manufactured to the highest quality standards. For specific warranty terms and conditions applicable to your A-9120SM2, please refer to the warranty card included with your purchase or visit the official TOA website. Keep your proof of purchase for warranty claims.

10. Support and Contact

For technical assistance, troubleshooting beyond this manual, or service inquiries, please contact TOA customer support or your authorized TOA dealer. You can find contact information on the official TOA website:

www.toaelectronics.com

When contacting support, please have your product model number (A 9120SM2) and serial number ready.

Documents - TOA – A 9120SM2




[\[pdf\]](#) User Manual Instructions

9000m2series e a4 Apple m markertek 9000M2 SERIES AMPLIFIERS M A 9060DHM2 9120DHM2 9060SM2 9120SM2 9240SHM2 Thank you for purchasing TOA 39 s series Amplifier Please carefully follow the instruct D 001R Manual Attachments Manuals
INSTALLATION AND OPERATING INSTRUCTIONS 9000M2 SERIES AMPLIFIERS M-9000M2 A-9060DHM2 A-9120DHM2 A-9060SM2 **A 9120SM2** A-9240SHM2 This manual is intended for those who use the 9000M2 Series Amplifier. Please also read the separate instruction manual for the programming software in conjunction with t...
lang:en score:42 filesize: 8.91 M page_count: 160 document date: 2016-01-08



[\[pdf\]](#) User Manual Instructions Datasheet

9000m2series e a4 Apple 2434 9000m2 series installation and operation manual Manual TOA Electronics interface as well 900 input modules The most appropriate can be selected depending on applications
9000M2 Series Amplifier be This is intended for those who use the Please also read separate instruction programming software in SERIES AMPLIFIERS M A 9060DHM2 9120DHM2 9060SM2 9120SM2 9240SHM2 Thank you purchasing s Datasheet SeriesManual m9000m2 cu mt1e toaelectronics document cdn docs av iq dataSheet images products 80 media amplifier manuals
INSTALLATION AND OPERATING INSTRUCTIONS 9000M2 SERIES AMPLIFIERS M-9000M2 A-9060DHM2 A-9120DHM2 A-9060SM2 **A 9120SM2** A-9240SHM2 This manual is intended for those who use the 9000M2 Series Amplifier. Please also read the separate instruction manual for the programming software in conjunction with t...
lang:en score:34 filesize: 9.1 M page_count: 160 document date: 2009-10-30



[\[pdf\]](#) User Manual Instructions

trungchinhaudio vn 9000M2 SERIES AMPLIFIERS Thank you for purchasing TOA s series Amplifier Please carefully follow the instructions in this manual to ensure long trouble free use of your he thong toa m 9000m2 hdsd media lib 31 12 2022 |||
INSTALLATION AND OPERATING INSTRUCTIONS Applicable to the 9000M2 firmware Ver. 2.00 or later 9000M2 SERIES AMPLIFIERS M-9000M2 A-9060DHM2 A-9120DHM2 A-9060SM2 **A 9120SM2** A-9240SHM2 Please also read the separate instruction manual for the programming software in conjunction with this manual. Than...
lang:en score:33 filesize: 3.54 M page_count: 163 document date: 2022-05-24



TOA A-9120SM2 CU Amplifier Datasheet

Datasheet for the TOA A-9120SM2 CU 9000M2 Series Amplifier, detailing its features, specifications, and connectivity options for professional audio applications. lang:en score:31 filesize: 152.27 K page_count: 5 document date: 2025-07-02



[pdf] Specifications Datasheet


product datasheet Toa JP myview Data Generator A 9120SM2 CU Datasheet *2 Allowing it to be controlled by a control system such as AMX and Crestron through RS 232C port Notes is trademark of Corporation a EN GL toacanada toa assets |||

A 9120SM2 CU 9000M2SERIES AMPLIFIER Datasheet The **A 9120SM2** Amplifier is designed to be used in conjunction with optional modules and can be configured for up to 8 inputs and 8 outputs. 9000 series modules as well as existing 900 series input modules can be used. The most appropriate modules can b... lang:en score:30 filesize: 285.62 K page_count: 5 document date: 2024-04-05



[pdf] User Manual Instructions Specifications


9000m2series e a4 Apple 9000M2 SERIES AMPLIFIERS M A 9060DHM2 9120DHM2 9060SM2 9120SM2 9240SHM2 Manual retailspecs files attachment 64772 ||| INSTALLATION AND OPERATING INSTRUCTIONS 9000M2 SERIES AMPLIFIERS M-9000M2 A-9060DHM2 A-9120DHM2 A-9060SM2 **A 9120SM2** A-9240SHM2 This manual is intended for those who use the 9000M2 Series Amplifier. Please also read the separate instruction manual for the programming software in conjunction with t... lang:en score:30 filesize: 9.09 M page_count: 160 document date: 2009-10-30



[\[pdf\]](#) User Manual Instructions Specifications

9000m2series e a4 Apple See TOA Electronics INC C 001T Manual Specs Control IO Module 8 Input Outputs markertek Attachments Manuals |||


INSTALLATION AND OPERATING INSTRUCTIONS 9000M2 SERIES AMPLIFIERS
M-9000M2 A-9060DHM2 A-9120DHM2 A-9060SM2 **A 9120SM2** A-9240SHM2 This manual is intended for those who use the 9000M2 Series Amplifier. Please also read the separate instruction manual for the programming software in conjunction with t...
lang:en score:28 filesize: 8.91 M page_count: 160 document date: 2016-01-08



[\[pdf\]](#) User Manual Instructions Specifications

9000m2series e a4 Apple See TOA Electronics INC T 001T Manual Specs Dual Line Output Expansion Module with DSP markertek Attachments Manuals |||


INSTALLATION AND OPERATING INSTRUCTIONS 9000M2 SERIES AMPLIFIERS
M-9000M2 A-9060DHM2 A-9120DHM2 A-9060SM2 **A 9120SM2** A-9240SHM2 This manual is intended for those who use the 9000M2 Series Amplifier. Please also read the separate instruction manual for the programming software in conjunction with t...
lang:en score:28 filesize: 8.91 M page_count: 160 document date: 2016-01-08



[\[pdf\]](#) User Manual Instructions Specifications

9000m2series e a4 Apple See TOA Electronics INC M 9000M2CU Manual Specs 9000M2 CU Modular Digital Matrix Mixer markertek Attachments Manuals |||


INSTALLATION AND OPERATING INSTRUCTIONS 9000M2 SERIES AMPLIFIERS M-9000M2 A-9060DHM2 A-9120DHM2 A-9060SM2 **A 9120SM2** A-9240SHM2 This manual is intended for those who use the 9000M2 Series Amplifier. Please also read the separate instruction manual for the programming software in conjunction with t...
lang:en **score:28** filesize: 8.91 M page_count: 160 document date: 2016-01-08



[\[pdf\]](#) User Manual Instructions Specifications

9000m2series e a4 Apple See TOA Electronics INC D 001T Manual Specs Dual Mic Line Input Module with DSP markertek Attachments Manuals |||


INSTALLATION AND OPERATING INSTRUCTIONS 9000M2 SERIES AMPLIFIERS M-9000M2 A-9060DHM2 A-9120DHM2 A-9060SM2 **A 9120SM2** A-9240SHM2 This manual is intended for those who use the 9000M2 Series Amplifier. Please also read the separate instruction manual for the programming software in conjunction with t...
lang:en **score:28** filesize: 8.91 M page_count: 160 document date: 2016-01-08



[\[pdf\]](#) User Manual Instructions Specifications

9000m2series e a4 Apple See TOA Electronics INC ZM 9012 Manual Specs 9000M2 Assignable Volume Remote Button Panel markertek Attachments Manuals |||


INSTALLATION AND OPERATING INSTRUCTIONS 9000M2 SERIES AMPLIFIERS M-9000M2 A-9060DHM2 A-9120DHM2 A-9060SM2 **A 9120SM2** A-9240SHM2 This manual is intended for those who use the 9000M2 Series Amplifier. Please also read the separate instruction manual for the programming software in conjunction with t...
lang:en **score:28** filesize: 8.91 M page_count: 160 document date: 2016-01-08



[\[pdf\]](#) User Manual Instructions Specifications

9000m2series e a4 Apple See TOA Electronics INC ZM 9014 Manual Specs Assignable Remote Button Panel with Volume Control markertek Attachments Manuals |||


INSTALLATION AND OPERATING INSTRUCTIONS 9000M2 SERIES AMPLIFIERS M-9000M2 A-9060DHM2 A-9120DHM2 A-9060SM2 **A 9120SM2** A-9240SHM2 This manual is intended for those who use the 9000M2 Series Amplifier. Please also read the separate instruction manual for the programming software in conjunction with t... lang:en score:28 filesize: 9.07 M page_count: 160 document date: 2016-01-08



[\[pdf\]](#) User Manual Instructions Specifications

9000m2series e a4 Apple See TOA Electronics INC A 9120DHM2CU Manual Specs 9120DHM2 Modular Digital Matrix Mixer Amp 2x120w 70V Amps markertek Attachments Manuals |||


INSTALLATION AND OPERATING INSTRUCTIONS 9000M2 SERIES AMPLIFIERS M-9000M2 A-9060DHM2 A-9120DHM2 A-9060SM2 **A 9120SM2** A-9240SHM2 This manual is intended for those who use the 9000M2 Series Amplifier. Please also read the separate instruction manual for the programming software in conjunction with t... lang:en score:28 filesize: 8.91 M page_count: 160 document date: 2016-01-08



[\[pdf\]](#) User Manual Instructions Specifications

9000m2series e a4 Apple See TOA Electronics INC RC 001T Manual Specs Remote Control Module for 9000M2 Series Amp and ZM 9011 9012 9013 9014 markertek Attachments Manuals |||

INSTALLATION AND OPERATING INSTRUCTIONS 9000M2 SERIES AMPLIFIERS M-9000M2 A-9060DHM2 A-9120DHM2 A-9060SM2 **A 9120SM2** A-9240SHM2 This manual is intended for those who use the 9000M2 Series Amplifier. Please also read the separate instruction manual for the programming software in conjunction with t... lang:en score:27 filesize: 8.91 M page_count: 160 document date: 2016-01-08



[pdf] Instructions Guide

Guide d utilisation M 9000M2 R v 1 2 10 mars 2023 — Nous vous remercions tout abord avoir fait l acquisition un m langeur amplificateur modulaire de la gamme TOA La est une nouvelle M9000 M2 guide utilisateur FR2023 toacanada shop images companies |||

Guide d utilisation M-9000M2 Rv. 1.2 Comment utiliser ce guide Nous vous remercions tout d abord d avoir fait l acquisition d un m langeur/amplificateur modulaire de la gamme TOA 9000M2. La gamme 9000M2 est une nouvelle version de la gamme 9000, dont la rputation n est plus faire, et fait partie...

lang:fr score:24 filesize: 4.59 M page_count: 69 document date: 2023-03-08




[pdf] Installation Guide Instructions Accessories

9000m2series pl e Apple 9000m2 SafetyInstructions toaelectronics images products 80 media amplifier manuals

9000M2 SERIES AMPLIFIER SAFETY INSTRUCTIONS M-9000M2 A-9060SM2 A-9060DHM2 **A 9120SM2** A-9120DHM2 A-9240SHM2 1. IMPORTANT SAFETY INSTRUCTIONS Read these instructions. Keep these instructions. Heed all warnings. Follow all instructions. Do not use this apparatus near water. Clean only with dry c...

lang:en score:24 filesize: 175.5 K page_count: 2 document date: 2009-05-26



[pdf] User Manual Instructions

9000M2 SERIES AMPLIFIERS M A 9060DHM2 9120DHM2 9060SM2 9120SM2 9240SHM2TOA9120DHM2Cadorama col productManuals TOA9120DHM2C |||

INSTALLATION AND OPERATING INSTRUCTIONS 9000M2 SERIES AMPLIFIERS M-9000M2 A-9060DHM2 A-9120DHM2 A-9060SM2 **A 9120SM2** A-9240SHM2 This manual is intended for those who use the 9000M2 Series Amplifier. Please also read the separate instruction manual for the programming software in conjunction with t...

lang:en score:22 filesize: 9.05 M page_count: 160 document date: 2021-08-10

[illegible][illegible][illegible]

[\[pdf\]](#) Warrant

Nelson Antunes HP Inc 2023 TOA B Stock November 14 toacanada assets prf img |||

TOA Canada s Discontinued and B-Stock Products. Condition B1 Stock Items 30 Discount: Factory sealed discontinued items or factory seal broken but otherwise like new. NOW Condition B2 Stock Items 40 Discount: Packaging disturbed or cosmetic damage to product and/or refurbished. Standard warrantie...

lang:en score:21 filesize: 153.79 K page_count: 4 document date: 2023-11-14

[\[pdf\]](#) Borchure

9000M2 Brochure p8 ai kwerrett SERIES Touchboards A 9060DHM2 9120DHM2 TOA 9000M2SERIES

AMPLIFERA CU M 9000M2CU PRE AMPLIFIER D IMENSIONAL RAWINGS ZP001T assets

touchboards 1 26 |||

9000M2 SERIES MODULAR DIGITAL MATRIX MIXER AND MIXER/AMPLIFIERS

MIXER/AMPLIFIERS A-9060SM2 **A 9120SM2** A-9240SHM2 A-9060DHM2 A-9120DHM2 MIXER M-9000M2 The TOA 9000M2 Series Digital Matrix

Mixer/Amplifiers redefine the conventional mixer/amplifier category by combining a modular matrix mixer, digital s...

lang:en score:21 filesize: 1.04 M page count: 8 document date: 2016-04-19

[\[pdf\]](#) Warrant

Nelson Antunes HP Inc B Stock List TOA Canada 2023 December 4 toacanada assets prf img |||

TOA Canada's Discontinued and B-Stock Products. Condition B1 Stock Items 30 Discount: Factory sealed discontinued items or factory seal broken but otherwise like new. Condition B2 Stock Items 40 Discount: Packaging disturbed or cosmetic damage to product and/or refurbished. Standard warranties ap...

lang:en score:21 filesize: 153.18 K page count: 4 document date: 2023-12-04



[\[pdf\]](#) Catalog

catalogo wakazono5 TOA Spanish general catalog toaelectronics media

CCAT L O G O O D D E E L L A A L L N N E E A A D D E E P R O D U C T O O S S 2 2 0 1 1 2 0 1 2

Qu es TOA Hay pocos fabricantes completos de sistemas de comunicaciones, altavoces de aviso pblico y seguridad, en el mercado actual. Y hay muy pocos que puedan enorgullecerse de una historia empresarial que empieza en el ao 1934,...

lang:es **score:15** filesize: 3.29 M page_count: 20 document date: 2011-09-22



[\[pdf\]](#) Warranty Catalog

2011Catalogue Cover 8 5x11 Template kwerrett TOA Catalogue Ver11 1 toacanada 80 assets files |||

TOA CANADA CORPORATION Audio Products Catalogue www.TOAcana.com

1.800.263.7639 TOA ADVANTAGE TOA is one of the largest worldwide companies dedicated to the development, manufacture and distribution of professional sound, communication and security products. TOA Corporation was founded in Kobe,...

lang:en **score:14** filesize: 4.84 M page_count: 100 document date: 2010-12-30



[\[pdf\]](#) Specifications Dimension Guide Accessories

PD517992 objects eanixer

Life Safety Intercom Digital Micro Amplifiers vMicro Amplifier AV-20D AV-60S not shown Micro Class D amplifier for use in meeting/board rooms signage applications UL 2043-rated for plenum installation Energy Star certified including Auto Off/Standby AV-20D: 20W x 2 4 Ohms / 40W 8 Ohms ...

lang:en **score:14** filesize: 179.53 K page_count: 3 document date: 2017-12-26

lang:en score:13 filesize: 141.4 K page count: 4 document date: 2018-07-30

lang:en score:13 filesize: 14.54 M page_count: 128 document date: 2017-11-29