


Fossil BQ1000

Fossil Rhett BQ1000 Quartz Watch User Manual

Model: BQ1000 | Item Model Number: 796483055681

The perfect blend of form and function—our handsome Rhett three-hand watch boasts a sleek stainless steel case and classic steel bracelet.



1. PRODUCT OVERVIEW

The Fossil Rhett BQ1000 is a sophisticated quartz watch featuring a durable stainless steel case and bracelet. It is designed for everyday wear with a classic aesthetic and reliable timekeeping.



Figure 1.1: Front view of the Fossil Rhett BQ1000 watch, showcasing the black dial with chronograph sub-dials and silver-tone stainless steel case and bracelet.



Figure 1.2: Side view of the Fossil Rhett BQ1000 watch, highlighting the crown and pushers for chronograph functions.



Figure 1.3: Back view of the Fossil Rhett BQ1000 watch, showing the stainless steel case back and bracelet clasp.

2. SETUP

2.1 Setting the Time

1. Pull the crown (middle knob on the side of the watch) out to position 2.
2. Rotate the crown clockwise or counter-clockwise to set the hour and minute hands to the desired time.
3. Once the time is set, push the crown back into position 1 (normal operating position).

2.2 Adjusting the Bracelet

The stainless steel bracelet can be adjusted by removing or adding links to achieve a comfortable fit. It is recommended to have this done by a professional jeweler or watch repair service to avoid damage.

3. OPERATING THE CHRONOGRAPH

The Fossil Rhett BQ1000 features a 3-hand chronograph display for measuring elapsed time.

3.1 Starting and Stopping the Chronograph

1. Press the top pusher (button above the crown) to start the chronograph. The chronograph second hand will begin to move.
2. Press the top pusher again to stop the chronograph. The chronograph hands will stop, indicating the elapsed time.

3.2 Resetting the Chronograph

1. After stopping the chronograph, press the bottom pusher (button below the crown) to reset all chronograph hands to their zero positions.

4. MAINTENANCE

4.1 Cleaning Your Watch

- Wipe the watch case and bracelet regularly with a soft, dry cloth to remove dust and dirt.
- For stainless steel, a slightly damp cloth can be used, followed by a dry cloth. Avoid using harsh chemicals or abrasive materials.

4.2 Water Resistance

The Fossil Rhett BQ1000 is water resistant to 165 feet (50 meters). This means it is suitable for short periods of exposure to water, such as washing hands or showering/bathing. **It is NOT suitable for recreational swimming, diving, or snorkeling.**

Always ensure the crown is fully pushed in before any contact with water to maintain water resistance.

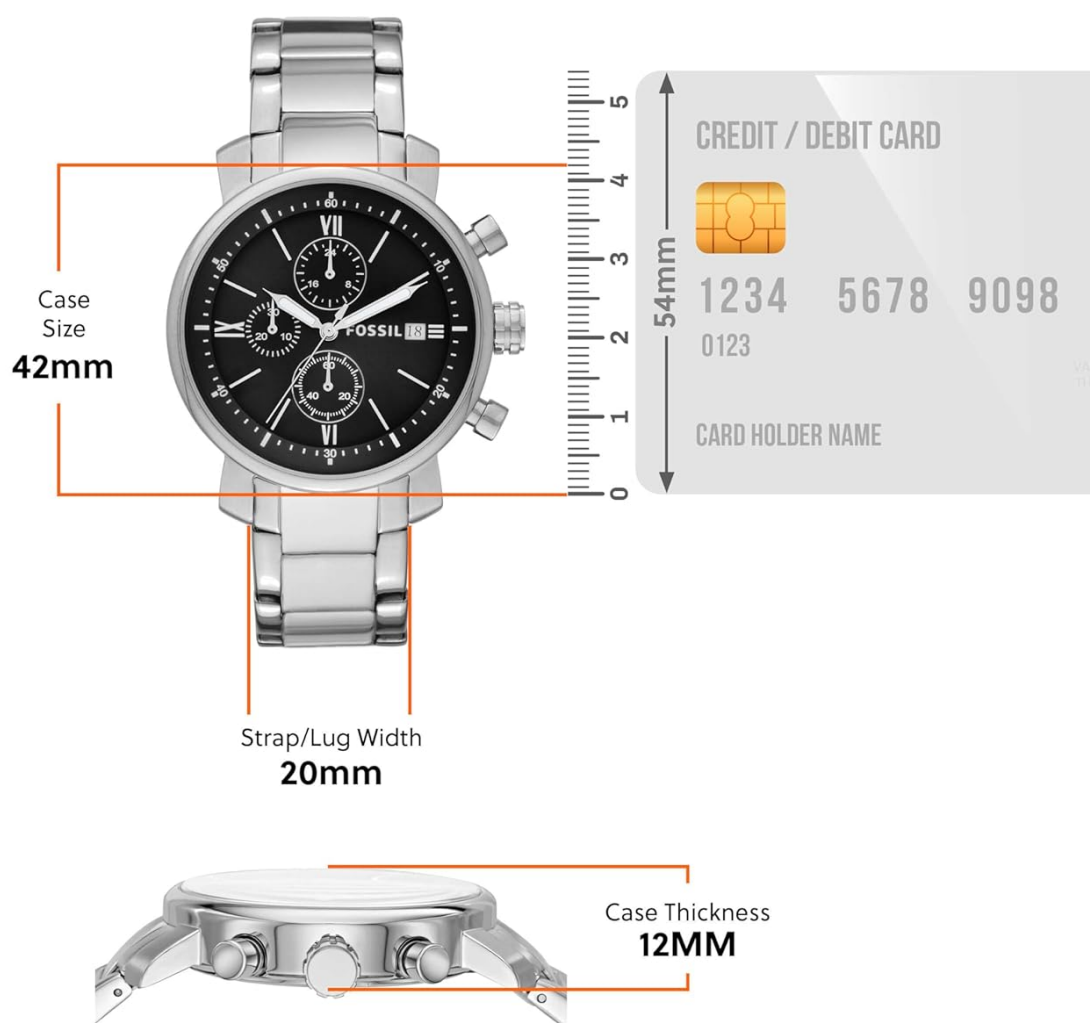
4.3 Battery Replacement

The watch is powered by a product-specific battery. When the watch stops or the second hand begins to jump erratically (indicating low battery), the battery needs to be replaced. It is highly recommended to have the battery replaced by an authorized Fossil service center or a professional watchmaker to ensure proper sealing and maintain water resistance.

5. TROUBLESHOOTING

Problem	Possible Cause	Solution
Watch not running	Battery depleted	Replace battery (professional service recommended).
Time is incorrect	Crown not fully pushed in; Time not set correctly	Push crown in; Re-set the time as per Section 2.1.
Chronograph hands not resetting to zero	Requires calibration	Consult a professional watchmaker for calibration.
Condensation under crystal	Water ingress	Immediately take to a professional watchmaker for inspection and repair to prevent further damage.

6. SPECIFICATIONS



Case Material
Stainless Steel



Strap Material
Stainless Steel

Figure 6.1: Visual representation of Fossil Rhett BQ1000 watch dimensions, including case size (42mm), strap/lug width (20mm), and case thickness (12mm).

Model Name: Fossil Rhett BQ1000

Item Model Number: 796483055681

Movement Type: Quartz (3-hand chronograph display)

Case Material: Silver Plated Stainless Steel

Case Diameter: 42 Millimetres

Case Thickness: 12 Millimetres

Band Material: Stainless Steel

Band Colour: Silver

Band Width: 20 Millimetres

Crystal Type: Mineral Crystal

Water Resistance: 5 ATM (50 Meters / 165 Feet)

Item Weight: 150 Grams

Product Dimensions: 4.2 x 4.2 x 1.2 cm

Batteries: 1 Product Specific battery (included)

7. WARRANTY AND SUPPORT

7.1 Warranty Information

The Fossil Rhett BQ1000 watch comes with a **2 Years Manufacturer Warranty**. This warranty covers defects in materials and workmanship under normal use. Please retain your proof of purchase for warranty claims.

For detailed warranty terms and conditions, please refer to the warranty card included with your purchase or visit the official Fossil website.

7.2 Customer Support

For any questions, service, or repair needs, please contact Fossil customer support or visit an authorized Fossil service center. You can find contact information and service center locations on the official Fossil website or through the retailer where you purchased the watch.



Figure 7.1: Example of Fossil watch packaging, which typically includes the watch, user manual, and warranty information.

© 2023 Fossil. All rights reserved.




This manual is for informational purposes only. Specifications are subject to change without notice.

Related Documents



[Fossil Q Smartwatch Quick-Start Guide](#)

A quick-start guide for the Fossil Q Smartwatch, covering navigation, charging, notifications, apps, and staying connected.

 <p>FOSSIL SMARTWATCHES MODEL: DW13F3 WARRANTY & INFORMATION</p>	<p>Fossil DW13F3 Smartwatch Warranty and Information</p> <p>Comprehensive warranty, safety, and regulatory information for the Fossil DW13F3 Smartwatch, provided by Fossil Group, Inc. Learn about product coverage, safe usage, and compliance.</p>
 <p>SOLAR WATCH World TIMER WARRANTY INFO</p>	<p>Fossil World Timer Solar Watch Warranty Information and User Manual</p> <p>Comprehensive warranty information and user guide for the Fossil World Timer Solar Watch, covering time and date settings, chronograph, countdown timer, alarm, world time, compass, solar power, and water resistance.</p>
 <p>FOSSIL GEN 5 LTE SMARTWATCH</p>	<p>Fossil Gen 5 LTE Smartwatch: Features, Setup, and User Guide</p> <p>Explore the capabilities of the Fossil Gen 5 LTE Smartwatch, powered by Wear OS by Google. This guide covers setup, pairing, LTE functionality, Google Assistant, Google Fit, and essential care instructions.</p>