

CURT 13161

CURT 13161 Class 3 Trailer Hitch User Manual

Model: 13161

INTRODUCTION

This manual provides essential information for the installation, operation, and maintenance of your CURT 13161 Class 3 Trailer Hitch. Designed for select Chevrolet Tahoe models, this hitch offers robust towing capabilities for various trailers, including utility, boat, camper, snowmobile, and ATV haulers. It features a 2-inch receiver tube and is constructed from high-strength steel with a dual-coat finish for durability.

SAFETY INFORMATION

WARNING: This product can expose you to chemicals including lead, which is known to the State of California to cause cancer and birth defects or other reproductive harm. For more information go to www.P65Warnings.ca.gov.

Always ensure all components are securely fastened before towing. Never exceed the lowest-rated towing component (vehicle, hitch, or trailer) capacity. Refer to your vehicle's owner's manual for specific towing limitations.

WHAT'S IN THE BOX

- 1 CLASS III TRAILER HITCH

Please inspect all components upon receipt to ensure no parts are missing or damaged.

PRODUCT OVERVIEW


The CURT 13161 Class 3 Trailer Hitch is engineered for reliable towing, featuring a robust design and protective finish.



Main Product View

This image displays the complete CURT 13161 Class 3 Trailer Hitch, showcasing its sturdy construction and black powder-coat finish. It is designed for a vehicle-specific fit.

RECEIVER TUBE SIZE



2"



Receiver Tube Size

The hitch features a standard 2-inch x 2-inch receiver tube, compatible with a wide range of towing accessories. Note: Not compatible with vertical hanging bike racks that require bikes to be hung/mounted vertically.

FEATURES & BENEFITS

Industry-leading, dual-coat finish



Industry-Leading Dual-Coat Finish

The hitch is protected with a unique dual-coat finish, combining rust-resistant liquid A-coat and highly durable black powder coat. These two finishes are co-cured together for exceptional resistance to rust, chipping, and UV rays, ensuring long-lasting appearance and protection.

FEATURES & BENEFITS

Fully tested design



Fully Tested Design

Every CURT Class 3 trailer hitch design undergoes rigorous testing in real-world, on-vehicle conditions at our Detroit

engineering facility. Aftermarket hitches are tested according to SAE J684 standards to ensure the utmost safety and reliability while hauling.



Manufactured in the USA

This product is proudly manufactured in the USA, reflecting a commitment to quality and craftsmanship.

NO DRILLING REQUIRED



No Drilling Required

The CURT 13161 hitch is designed for a custom, factory fit on select Chevrolet Tahoe models, eliminating the need for drilling during installation. This simplifies the setup process.

Key Features & Benefits:

- **Dependable Strength:** Rated for 6,000 lbs. Gross Trailer Weight (GTW) and 600 lbs. Tongue Weight (TW).
- **Versatile Design:** Equipped with a standard 2-inch x 2-inch hitch receiver.
- **Fully Tested:** Tested in real-world conditions and according to SAE J684 standards for safety.
- **Rust, Chip, UV-Resistant:** Protected with a dual-coat finish of liquid A-coat and black powder coat.
- **Easy to Install:** Offers a custom, factory fit on select model years of the Chevy Tahoe.

SETUP AND INSTALLATION

The CURT 13161 trailer hitch is designed for a custom, vehicle-specific fit on select Chevrolet Tahoe models, making installation straightforward without the need for drilling.

General Installation Steps:

1. **Prepare Vehicle:** Ensure the vehicle is on a level surface and properly supported. Consult your vehicle's owner's manual for specific preparation steps related to hitch installation.
2. **Locate Mounting Points:** Identify the factory mounting points on the vehicle's frame. These are typically pre-drilled holes.
3. **Position Hitch:** Carefully lift the hitch into position, aligning the mounting holes on the hitch with those on the vehicle frame. It may be helpful to have assistance due to the weight of the hitch.
4. **Secure Hardware:** Insert the provided fasteners (bolts, washers, nuts) through the aligned holes. Hand-tighten all hardware to ensure proper alignment before final tightening.
5. **Final Tightening:** Using appropriate tools, tighten all fasteners to the torque specifications provided in the detailed installation instructions that accompany the product packaging. Ensure all connections are secure.
6. **Inspect:** After installation, visually inspect all connections to confirm the hitch is securely mounted and no components are loose.

Note: For detailed, step-by-step installation instructions specific to your vehicle model and year, please refer to the instruction sheet included with your CURT 13161 trailer hitch. Professional installation is recommended if you are unfamiliar with vehicle modifications.

OPERATING INSTRUCTIONS

Once installed, your CURT Class 3 trailer hitch is ready for use. Adhere to the following guidelines for safe and effective operation:

- **Towing Capacity:** The hitch is rated for 6,000 lbs. Gross Trailer Weight (GTW) and 600 lbs. Tongue Weight (TW). **Always ensure that the total weight of your trailer and its cargo, as well as the tongue weight, do not exceed these ratings or the lowest-rated towing component (vehicle, hitch, or trailer).**
- **Receiver Tube:** The 2-inch x 2-inch receiver tube is designed to accept standard hitch accessories such as ball mounts, bike racks, and cargo carriers. Ensure the accessory shank is fully inserted and secured with a hitch pin and clip.
- **Hitch Pin and Clip:** Always use a properly sized hitch pin and clip to secure your ball mount or accessory in the receiver tube.
- **Trailer Connection:** When connecting a trailer, ensure the coupler is properly seated on the ball mount and latched. Connect safety chains and any necessary electrical wiring according to trailer and vehicle manufacturer instructions.
- **Pre-Towing Check:** Before each towing trip, perform a thorough check of all connections, including the hitch, ball mount, coupler, safety chains, and trailer lights.

MAINTENANCE

Regular maintenance will help prolong the life and performance of your CURT trailer hitch:

- **Regular Inspection:** Periodically inspect the hitch for any signs of wear, damage, or corrosion. Pay close attention to welds, mounting points, and the receiver tube.
- **Cleanliness:** Keep the receiver tube free of dirt, debris, and rust. A wire brush can be used to clean the inside of the receiver if needed.
- **Lubrication:** Apply a light coat of grease or rust-inhibiting spray to the inside of the receiver tube and any moving parts of your towing accessories (e.g., ball mount shank) to prevent rust and ensure smooth operation.
- **Finish Care:** The dual-coat finish is highly durable, but regular cleaning with mild soap and water can help maintain its appearance. Avoid harsh chemicals or abrasive cleaners that could damage the finish.
- **Hardware Check:** Periodically re-check the tightness of all mounting hardware, especially after the first few towing trips, to ensure they remain securely fastened.

TROUBLESHOOTING

If you encounter issues with your CURT 13161 trailer hitch, consider the following common solutions:

- **Difficulty Installing:**
 - Ensure you have the correct hitch model for your specific vehicle make, model, and year.
 - Verify that all factory mounting points on your vehicle are clear of obstructions (e.g., rust, debris).
 - If bolts are difficult to remove from the vehicle, apply penetrating oil and allow it to soak.
- **Hitch Appears Damaged:**
 - Inspect the hitch upon arrival for any shipping damage. Minor cosmetic scratches on the finish may occur but typically do not affect structural integrity.
 - If significant structural damage is present, do not install the hitch and contact the retailer or manufacturer.
- **Excessive Noise During Towing:**
 - Ensure the ball mount shank is tightly secured in the receiver with a hitch pin.
 - Check for proper lubrication of the ball mount and hitch ball.
 - Verify that the trailer coupler is properly latched and secured to the hitch ball.

For issues not covered here, or for further assistance, please contact CURT customer support.

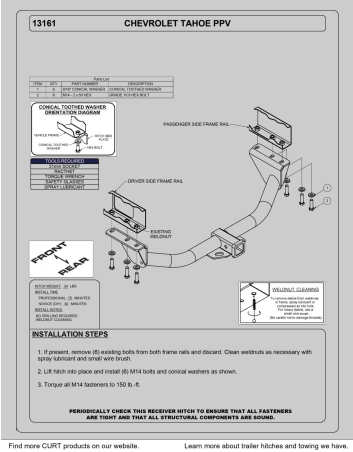
SPECIFICATIONS

Attribute	Value
Brand	CURT
Model	Class 3 Hitch (13161)
Item Weight	38 Pounds
Product Dimensions	21 x 44 x 11 inches
Material	Carbon Steel
Finish Type	GLOSS BLACK POWDER COAT
Maximum Towing Capacity	6000 Pounds (GTW)
Tongue Weight	600 Pounds (TW)
Receiver Tube Size	2-inch x 2-inch
Vehicle Service Type	Pickup Trucks, Marine-Personal-Craft, ATV, Car, Sport-Utility-Vehicles, Snowmobiles, Trailer
Country of Origin	USA
UPC	612314024209

WARRANTY AND SUPPORT

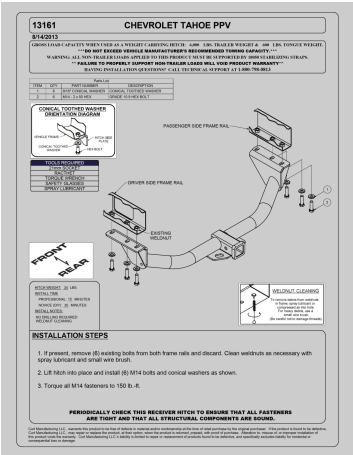
For information regarding product warranty, please refer to the documentation included with your purchase or visit the official CURT website. For additional support, product information, or to explore other CURT products, you can visit the [CURT Store on Amazon](#).

Documents - CURT – 13161



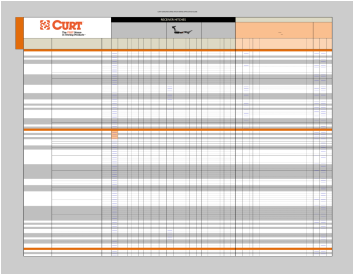
[\[pdf\]](#) Installation Guide Instructions Parts List Accessories

CURT Trailer Hitches Towing Installation Instructions trailer hitches towing hitch balls mounts accessories electrical wiring draw bar tow hooks lights CARiD curt 13161 installation instructions images carid ||| **13161 CHEVROLET TAHOE PPV ITEM 1 2 QTY 6 6 Parts List PART NUMBER DESCRIPTION 9/16 CONICAL WASHER CONICAL TOOTHED WASHER M14 - 2 x 50 HEX GRADE 10.9 HEX BOLT PASSENGER SIDE FRAME RAIL TOOLS REQUIRED 21mm SOCKET RACTHET TORQUE WRENCH SAFETY GLASSES DRIVER SIDE FRAME RAIL SPRAY LUBRIC...**
lang:en score:39 filesize: 400.47 K page_count: 1 document date: 2021-09-28



[\[pdf\]](#) User Manual Installation Guide Parts List Warranty

Product Manual Curt Custom Fit Class III Receiver Hitch Fits 20072014 Chevrolet Tahoe Police Package Model 13161 47693 m northerntool images manuals ||| **13161 CHEVROLET TAHOE PPV 8/14/2013 GROSS LOAD CAPACITY WHEN USED AS A WEIGHT CARRYING HITCH: 6,000 LBS. TRAILER WEIGHT 600 LBS. TONGUE WEIGHT. ***DO NOT EXCEED VEHICLE MANUFACTURER S RECOMMENDED TOWING CAPACITY.*** WARNING: ALL NON-TRAILER LOADS APPLIED TO THIS PRODUCT MUST BE SUPPORTED BY 1805...**
lang:en score:35 filesize: 418.57 K page_count: 1 document date: 0000-00-00



[\[pdf\]](#) Guide Application Guide

Emily Timme Trailer Hitches T Connectors Guide 4qte Curt ||| Indicates change from last listing 1/22/16 MAKE MODEL ACURA CL CSX EL ILX INTEGRA LEGEND 10/29/ ... 571 45572 45521 20 45561 45562 45520 60 45571 45572 45521 13422 M,Z 13402 Z 13029 13121 M,Z 13017 Z **13161** BB,M,Z 13422 M,Z 13402 Z 13029 13121 M,Z 30 45571 45572 45521 13591 M,Z 141 2.0 20 45551 455...
lang:i-klngon score:28 filesize: 11.3 M page_count: 20 document date: 2016-01-22

Vehicle	Year	Make	Model	Style	Part Number
Chevrolet	2013-2014	Chevrolet	Tahoe	PPV	13161
Chevrolet	2015-2016	Chevrolet	Tahoe	PPV	13161
Chevrolet	2017-2018	Chevrolet	Tahoe	PPV	13161
Chevrolet	2019-2020	Chevrolet	Tahoe	PPV	13161

[pdf] Installation Guide Guide Application Guide

Trailer Hitches and Custom Wiring Application Guide.xlsx Nichole Musser2 Guides CURT curtmfg masterlibrary 01resources appguides |||

Indicates a change from last update 06/26/25 Make / Model ACURA CL CSX EL ILX Legend MDX RDX Style ... 213 15313 15400 15800 11433 11334 11464 11258 11240 13422 15324 13402 14080 13029 13121 14029 13017 **13161** 13422 15324 13402 14080 13029 13121 14029 13517 11612 13584 13020 13300 13614 13433 13424 BB,...

lang:en score:24 filesize: 1.42 M page_count: 32 document date: 2025-06-26

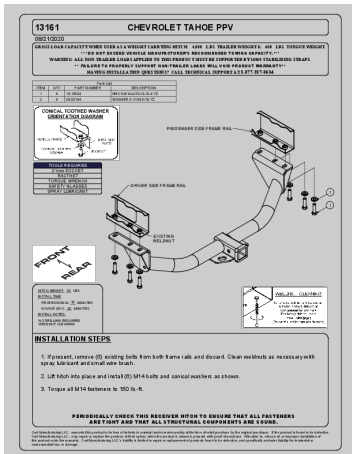
Vehicle	Year	Make	Model	Style	Part Number
Chevrolet	2013-2014	Chevrolet	Tahoe	PPV	13161
Chevrolet	2015-2016	Chevrolet	Tahoe	PPV	13161
Chevrolet	2017-2018	Chevrolet	Tahoe	PPV	13161
Chevrolet	2019-2020	Chevrolet	Tahoe	PPV	13161

[pdf] Guide Application Guide

Emily Timme TRAILER HITCHES TOWING ELECTRICAL curt manufacturing hitch wiring application guide make model style years 1 4 part foot notepc wt rtg ins time 7 8 euro mount @ 2 mount@ Curt Hitch App Guide assets curtmfg masterlibrary 01resources appguides

Indicates change from last listing 10/4/18 2/21/17 2/21/17 8/9/18 8/9/18 MAKE MODEL ACURA CL CSX ... ,Z 07-14 03-06 00-02 95-00 99-04 02-09 99-01 11024 Z 18-19 18-19 18-19 18-19 18-19 18-19 09-17 **13161** BB,M,Z 13422 M,Z 13402 Z 13029 13121 M,Z 141 2.0 20 45551 45552 45519 13517 Z 13020 Z 13300 ...

lang:en score:23 filesize: 9.6 M page_count: 42 document date: 2018-10-04




[pdf] Installation Guide Parts List Warranty

13161 INS idw tzwicke 952 7 7\$ 2 339 assets curtmfg *5266 2\$ 39 \$3\$ 1 86 \$6 \$ * \$55 masterlibrary installsheet

13161 CHEVROLET TAHOE PPV 08/21/2020 GROSS LOAD CAPACITY WHEN USED AS A WEIGHT CARRYING HITCH: 6,000 LBS. TRAILER WEIGHT 600 LBS. TONGUE WEIGHT. *DO NOT EXCEED VEHICLE MANUFACTURER S RECOMMENDED TOWING CAPACITY.*** WARNING: ALL NON-TRAILER LOADS APPLIED TO THIS PRODUCT MUST BE SUPPORTED BY 180...**

lang:en score:20 filesize: 478.15 K page_count: 1 document date: 2020-08-21




[\[pdf\]](#) User Manual Guide

IBM SDK for Java Diagnostics Guide Xoptionsfile Xoss A manual call to the Garbage Collector example through System gc suggests that a garbage collection cycle will run diag60 ibm support knowledgecenter SSYKE2 earlier releases 6 en

IBM Developer Kit and Runtime Environment, Java Technology Edition Version 6
Diagnostics Guide IBM ... ite M Used Rqs Size K Rqs Rqs K K Busy 190 IBM SDK for
Java: Diagnostics Guide 14 6718 **13161** 34.8 .0 .0 .0 .0 .0 0 15 6718 **13161** 34.9 .0
.0 .0 .0 .0 .0 0 16 6718 15355 .0 .0 .0 ...

lang:en **score:20** filesize: 4.36 M page_count: 576 document date: 2017-04-20



[CURT 2018 Catalog: Trailer Hitches, Towing Accessories & Electrical Guides](#)

Explore the comprehensive CURT 2018 Catalog featuring trailer hitches, towing accessories, brake controls, custom wiring, and essential application guides for safe and reliable towing.


lang:en **score:18** filesize: 34.69 M page_count: 241 document date: 2018-02-05



[\[pdf\]](#) Guide

IBM SDK for Java Diagnostics Guide diag50 boulder ibm ibmdl pub software dw jdk diagnosis |||
IBM Developer Kit and Runtime Environment, Java Technology Edition, Version 5.0
Version 5 Release 0 ... 21 22 23 24 25 26 Type 6718 6718 6718 6718 6718 6718
6718 6718 6718 6718 6718 6718 6718 6718 Size M **13161** **13161** 15355 15355 15355
13161 **13161** 15355 15355 **13161** 15355 15355 **13161** Used 34.8 34.9 .0

lang:en **score:16** filesize: 2.58 M page_count: 498 document date: 2010-08-19



[\[pdf\]](#) Guide

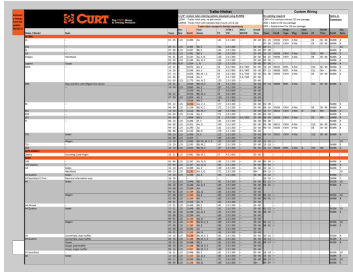
IBM SDK for Java Diagnostics Guide diag60 boulder ibm ibmdl pub software dw jdk diagnosis |||
IBM Developer Kit and Runtime Environment, Java Technology Edition Version 6
Diagnostics Guide IBM ... ite M Used Rqs Size K Rqs Rqs K K Busy 192 IBM SDK for
Java: Diagnostics Guide 14 6718 **13161** 34.8 .0 .0 .0 .0 .0 0 15 6718 **13161** 34.9 .0
.0 .0 .0 .0 .0 0 16 6718 15355 .0 .0 .0 ...

lang:en **score:16** filesize: 4.32 M page_count: 566 document date: 2016-04-13




[pdf] Guide

Untitled Billboard International Buyer s Guide 1979 80 worldradiohistory Archive All Music 70s |||
All we asked you to do was listen. Thanks, Infinity Recorc 100 Universal Plaza
Universal City, Ca ... y; Mktg. Sales Mgr. -Jerry Epstein. DES, PRT Surf City Recs.,
PO Box 14, Hollywood 90028. Tel 85**13161**. Pres.. Gary M. Theroux: Admin, Asst :
Russell Bidwell; Sales Mgr.: Mark Charger: Adv, Mgr. Pe...
lang:en **score:15** filesize: 35.35 M page_count: 478 document date: 2024-01-30



[pdf] Installation Guide Guide Application Guide

Trailer_Hitches_and_Custom_Wiring_Application_Guide.xlsx nmusser2 Trailer Hitches and Custom
Wiring Application Guide o } r õ ñ ï î í X ò ò U ó ï ð assets curtmfg masterlibrary 01resources appguides
CURT
Indicates a change from last update 08/20/21 Make / Model ACURA CL CSX EL ILX
Integra Legend MDX RDX ... 5 02 - 09 -99 - 01 2 2 18 - 21 2 09 - 17 2 11138 -13422
15324 13402 14080 13029 13121 14029 13017 -**13161** 13422 15324 13402 14080
13029 13121 14029 11024 13517 11612 -13020 13300 13433 13424 A, BB, H...
lang:en **score:15** filesize: 1.85 M page_count: 39 document date: 2021-08-20



[pdf] Guide Buyer's Guide

rd 1979 1980 Billboard 09 29 II International Buyers Guide worldradiohistory Archive All Music 70s |||
rd 1979-1980 All we asked you to do was listen Thanks, Infinity Records 100
Universal Plaza Univ ... Tuchinsky Mktg Sales Mgr Jerry Epstein DES, PRT Surf City
Rees PO Box 14 Hollywood 90028 Tel 85**13161** Pres Gary M Theroux. Admin Ass t
Russell Bidwell; Sales Mgr Mark Charger; Adv Mgr Peter Robert...
lang:en **score:15** filesize: 59.69 M page_count: 412 document date: 2024-06-25



[pdf] Guide


Billboard International Buyer s Guide 1976 09 25 SCAN 2019 30 worldradiohistory Archive All Music 70s
|||
, Section 2 , SePttem bet7r-r.,1976 Po upips ika TAPE npUPLICATORS A fitt9 S 4 N
ISI N G SOCIETIES, O ... ; 20th Century USA Phonograph Music Corp PO Box 11 93
S 141 24 Huddinge Tel 081774-5800 Telex **13161** Pres G Soder man Gen Myr L
Larsson Promo Mgr Ms C Wendel Branch: S-103 43 Stockhol m, PO Bo...
lang:en **score:15** filesize: 43.01 M page_count: 380 document date: 2019-10-01



[\[pdf\]](#) Application Guide Catalog

CURT Catalog Trailer Hitches Wiring 5th Wheel Gooseneck AM media lippert Design Team Catalogs |||
 CATALOG APPLICATION GUIDES INTENTIONALLY LEFT BLANK FOR TWO-
 PAGE VIEWING EVERYTHING YOU NEED T ... 26 13157 96-02 TOYOTA
 4RUNNER 24 13158 10-14 SUBARU LEGACY 24 13160 84-01 JEEP CHEROKEE
 24 **13161** 07-14 CHEVROLET TAHOE 24 13162 00-06 BMW X5 25 13163 14-20
 MITSUBISHI OUTLANDER 20 13165...

lang:en **score:11** filesize: 52.19 M page_count: 315 document date: 2024-12-19




[\[pdf\]](#) Guide Application Guide Catalog

CURT Trailer Hitches Towing Catalog trailer hitches towing ball mounts 5th wheel gooseneck weight
 distribution sway control breakaway kits hitch mount carriers bike racks steps tow lights brakes brake
 controllers connectors bars couplers jacks winches tool boxes mirrors transmission coolers straps tie
 downs covers CARiD catalog 2016 images carid curt page |||

2016 CATALOG APPLICATION GUIDE NEW PRODUCTS DESIGNED TO HELP
 YOU BRING IT CURT Manufacturing s ... 0 5/8 6/8 6/9 4 3.5 5/6 5/6 TRAILER HITCH
 NUMERICAL 321 Part# Years From 13158 2010 13160 1984 **13161** 2007 13162
 2000 13163 2014 13165 2015 2013 13166 2014 13167 2014 13168 2008 2014
 13169 2014 13...

lang:en **score:11** filesize: 17.17 M page_count: 258 document date: 2016-10-05



[\[pdf\]](#) Application Guide Accessories Catalog

CURT Trailer Hitches Towing Catalog trailer hitches towing ball mounts 5th wheel gooseneck front pintle
 hooks tow lunette rings weight distribution hitch covers steps mount bike carriers pins locks accessories
 cargo wiring harness electrical connectors brake controllers sway control parts couplers jacks breakaway
 kits tool boxes winches brakes CARiD 2019 catalog images carid curt info |||

2019 CATALOG APPLICATION GUIDES CURT is the leading manufacturer of USA-
 made trailer hitches and a ... N PATHFINDER 13157 96-02 TOYOTA 4RUNNER
 13158 10-14 SUBARU LEGACY 13160 84-01 JEEP CHEROKEE **13161** 07-14
 CHEVROLET TAHOE 13162 00-06 BMW X5 13163 14-18 MITSUBISHI
 OUTLANDER 13165 15-18 CHEV...

lang:en **score:11** filesize: 13.69 M page_count: 230 document date: 2018-11-22



[\[pdf\]](#) User Manual

Mastercam X3 Post Parameter Reference CNC Software Technical Services Dept Download Manual

McamX3PostParameterRef cncmanual 2015 08 110815 mastercam |||

Post Parameter Reference sample text Mastercam X3 Post Parameter Reference July 2008 IMPORTANT ... toolpath for tool collision True/False 96 MASTERCAM X3 / Post Parameter Reference 13159 13160 **13161** 13162 13163 13173 13174 13175 13196 13197 13198 13199 13204 Entity ID for left stock boundary...

lang:en score:10 filesize: 5.6 M page_count: 416 document date: 2015-07-23