

manuals.plus /

- › [Hot Wheels](#) /
- › [Hot Wheels 57 Chevy '13 196/250 \(Red\) Vehicle Instruction Manual](#)

Hot Wheels 57 Chevy '13 196/250

Hot Wheels 57 Chevy '13 196/250 Vehicle Instruction Manual

Brand: Hot Wheels

Model: 57 Chevy '13 196/250

INTRODUCTION

This manual provides essential information for the Hot Wheels 57 Chevy '13 196/250 die-cast vehicle. This collectible toy car is part of the 2013 Hot Wheels Basics Mainline Collection, designed for play and display.



Image: The Hot Wheels 57 Chevy '13 196/250 (Red) vehicle, still sealed in its original blister packaging. The packaging features the Hot Wheels logo, a graphic of the car, and details like "HW SHOWROOM" and "196/250". The car itself is red with yellow flame decals.

SETUP

The Hot Wheels 57 Chevy '13 196/250 vehicle is ready for immediate use upon removal from its packaging. No assembly or batteries are required.

1. Carefully remove the vehicle from its blister packaging.
2. Dispose of packaging materials responsibly.

OPERATING INSTRUCTIONS

This die-cast vehicle is designed for imaginative play and collection. It can be used on Hot Wheels tracks, playmats, or as a display item.

- **Rolling Play:** Place the vehicle on a flat surface and push it to make it roll.
- **Track Compatibility:** The vehicle is compatible with most Hot Wheels track sets. Ensure the track pieces are securely connected before use.
- **Collection:** Display the vehicle on a shelf or in a display case to showcase its design.

MAINTENANCE

Proper care will ensure the longevity of your Hot Wheels vehicle.

- **Cleaning:** Wipe the vehicle with a soft, dry cloth to remove dust and dirt. Avoid using harsh chemicals or abrasive materials, as these may damage the paint or decals.
- **Storage:** Store the vehicle in a cool, dry place away from direct sunlight to prevent fading or material degradation.
- **Handling:** Handle the vehicle by its body to avoid bending or damaging the axles or wheels.

TROUBLESHOOTING

Most issues with die-cast vehicles are minor and can be easily resolved.

- **Wheels Not Rolling Smoothly:** Check for any debris caught in the axles. Gently remove any obstructions. Ensure the wheels are not bent.
- **Paint or Decal Damage:** This is typically due to wear and tear from play or improper storage. Such damage is generally not repairable without specialized tools.

SPECIFICATIONS

Feature	Detail
Brand	Hot Wheels
Model Name	57 Chevy '13 196/250
Item Model Number	HW_2013_R_CH
Product Dimensions	4.5 x 1.5 x 6.5 inches
Item Weight	0.01 ounces
Manufacturer	Mattel
Collection Year	2013







WARRANTY AND SUPPORT

This Hot Wheels product is marked with "GUARANTEED FOR LIFE" on its packaging. For specific details regarding this guarantee, please refer to the information provided on the product's physical packaging or

contact Mattel customer support directly.

For further assistance or inquiries, please visit the official Hot Wheels or Mattel website.

Related Documents - 57 Chevy '13 196/250

	<p>Hot Wheels '94 Audi Avant RS2 Building Set: Iconic Car Recreated in Brick</p> <p>Discover the Hot Wheels Speed Series '94 Audi Avant RS2 building set. This detailed brick model faithfully recreates the iconic Audi RS2, offering a rewarding building experience from Mattel.</p>
	<p>Hot Wheels City Playset: Assembly and Play Guide</p> <p>Step-by-step instructions for assembling and playing with the Hot Wheels City playset (Model HDP04-4B70G2). Includes battery installation, play features, and safety warnings. Suitable for ages 4-8.</p>
	<p>Hot Wheels City Bat Attack Playset: Assembly and Play Guide</p> <p>Comprehensive instructions for the Hot Wheels City Bat Attack playset, covering assembly, sticker application, and gameplay modes for children aged 4+. Features detailed steps for an engaging play experience.</p>
	<p>Hot Wheels HW Ultimate Garage Assembly Instructions and Play Guide</p> <p>Comprehensive instructions for assembling and playing with the Hot Wheels HW Ultimate Garage playset, featuring a T-Rex, multiple race levels, and Hot Wheels™ id integration. Includes performance tips and play modes.</p>
	<p>Hot Wheels Ultimate Garage Instructions and Play Guide</p> <p>Comprehensive instructions and play guide for the Hot Wheels Ultimate Garage playset, detailing assembly, performance tips, and various play modes like T-Rex Chase Race and Only Cars Race. Includes information on features and Hot Wheels id integration.</p>
	<p>Hot Wheels Cobra Crush Play Set: Official Instructions</p> <p>Official instruction manual for the Hot Wheels Cobra Crush Play Set. Learn how to assemble, set up, and play with this exciting toy. Includes safety information and additional play ideas.</p>