

## Bose 355150-1200

# Bose SoundTouch Portable Wi-Fi Music System Instruction Manual

Model: 355150-1200

## 1. INTRODUCTION

The Bose SoundTouch Portable Wi-Fi Music System provides high-quality audio streaming through your home Wi-Fi network. This portable system allows access to internet radio, music services, and your personal music library with convenient one-touch presets. Its compact design and rechargeable battery enable easy movement between rooms.

This manual provides detailed instructions for setting up, operating, and maintaining your SoundTouch Portable system.

## 2. WHAT'S IN THE BOX

Upon unpacking your Bose SoundTouch Portable Wi-Fi Music System, verify that all components are present:

- SoundTouch Portable Wi-Fi music system
- Power cable
- USB cable
- Remote control



Image: The Bose SoundTouch Portable system displayed with its power adapter, USB cable, and remote control, illustrating the contents of the package.

## 3. SETUP

### 3.1 Initial Connection and Software Installation

1. **Power On:** Connect the power cable to the system and a power outlet.
2. **Download SoundTouch App:** On your computer or laptop, download and install the free SoundTouch app. This application guides you through the setup process.
3. **USB Connection:** Connect the SoundTouch Portable system to your computer using the provided USB cable. The app will detect the device and initiate the setup.
4. **Wi-Fi Configuration:** Follow the on-screen instructions in the SoundTouch app to connect the system to your home Wi-Fi network. This step is crucial for accessing online music services and internet radio.
5. **Software Update:** The app may prompt you to update the system's software. Allow this process to complete for optimal performance.

### 3.2 Setting Up Presets

The SoundTouch system features six personalized presets for quick access to your favorite music sources. These can be set directly on the system or through the SoundTouch app.

- **Using the App:** Open the SoundTouch app. Drag and drop your preferred music sources (e.g., internet radio stations, music service playlists, or your music library) to the desired preset numbers (1-6).
- **Directly on System/Remote:** Once configured via the app, pressing a preset button on the system's top panel or the remote control will instantly play the assigned music source.



Image: The Bose SoundTouch Portable system and its remote control, highlighting the user interface for setting and accessing presets.

## 4. OPERATION

### 4.1 Playing Music

- **Presets:** Press any of the six preset buttons on the system or remote to instantly play your saved music.
- **SoundTouch App:** Use the SoundTouch app on your computer, smartphone, or tablet to browse and play music from various sources, including internet radio, music services (e.g., Pandora), and your personal music library. The app allows you to control playback, volume, and explore new music.
- **AirPlay:** Stream music wirelessly from any Apple device using AirPlay functionality.
- **Auxiliary Input:** Connect external audio devices (e.g., MP3 players) to the auxiliary input port using a 3.5mm audio cable.

### 4.2 Display and Controls

- **OLED Display:** The integrated OLED display provides information about the current source, song title, and station details.
- **Remote Control:** The infrared remote control allows you to select presets, adjust volume, and control playback functions such as play, pause, and skip tracks.



Image: The Bose SoundTouch Portable system from a slightly different angle, showcasing its OLED display and the remote control for user interaction.



Image: A user carrying the Bose SoundTouch Portable system, illustrating its compact size and ease of transport between rooms.

## 5. MAINTENANCE

To ensure the longevity and optimal performance of your Bose SoundTouch Portable Wi-Fi Music System, follow these general maintenance guidelines:

- **Cleaning:** Use a soft, dry cloth to clean the exterior surfaces of the system. Avoid using liquid cleaners or solvents, as they may damage the finish.
- **Placement:** Place the system on a stable, level surface. Avoid exposing it to extreme temperatures, humidity, or direct sunlight. Ensure adequate ventilation around the unit.
- **Battery Care:** For the rechargeable lithium-ion battery, avoid fully discharging it frequently. Charge the system regularly, even if not in constant use, to maintain battery health.
- **Software Updates:** Periodically check for and install software updates via the SoundTouch app to ensure your system has the latest features and performance enhancements.

## 6. TROUBLESHOOTING

If you encounter issues with your SoundTouch Portable system, refer to the following common troubleshooting



steps:

- **No Power:**

- Ensure the power cable is securely connected to both the system and a working electrical outlet.
- Verify that the outlet is functional by plugging in another device.
- Check the battery charge level if operating on battery power.

- **Cannot Connect to Wi-Fi:**

- Confirm your Wi-Fi network is active and broadcasting.
- Ensure the Wi-Fi password entered during setup is correct.
- Try restarting your Wi-Fi router and the SoundTouch system.
- Move the system closer to your Wi-Fi router to improve signal strength.
- If using a dual-band router (2.4 GHz and 5 GHz), ensure the system is connecting to a compatible band (typically 2.4 GHz for broader compatibility).
- Re-run the Wi-Fi setup process through the SoundTouch app.

- **No Sound or Intermittent Audio:**

- Check the volume level on the system, remote, and the SoundTouch app.
- Ensure the correct source is selected (e.g., a preset, AirPlay, or Auxiliary input).
- If streaming via Wi-Fi, check your internet connection speed and stability.
- If using the auxiliary input, ensure the cable is fully inserted and functional.

- **Remote Control Not Working:**

- Ensure there are no obstructions between the remote and the system.
- Replace the remote control batteries if necessary.

For further assistance, refer to the official Bose support resources or contact customer service.

## 7. SPECIFICATIONS






Feature	Detail
Model Name	355150-1200
Speaker Type	Portable Multi-Room
Compatible Devices	Smartphone, Tablet, Desktop
Product Dimensions (D x W x H)	2.5" x 9.8" x 5.8"
Item Weight	3.3 Pounds
Wireless Communication Technology	Wi-Fi
Power Source	Battery Powered (1 Lithium Ion battery included)
Audio Output Mode	Stereo, Wi-Fi Streaming
Control Method	Voice (via app), Remote, On-device buttons
Supported Internet Services	Pandora, YouTube, iTunes (via AirPlay)
UPC	017817607124


## 8. WARRANTY AND SUPPORT

The Bose SoundTouch Portable Wi-Fi Music System comes with a **Limited Warranty**. For specific terms and conditions of your warranty, please refer to the documentation included with your product or visit the official Bose website.

For technical support, product registration, or to access additional resources, please visit the official Bose support website or contact Bose customer service directly. Contact information can typically be found on the Bose website or in your product packaging.

### Related Documents - 355150-1200

	<p><a href="#">Bose SoundTouch Portable Wi-Fi Music System Service Manual</a></p> <p>Official service manual for the Bose SoundTouch Portable Wi-Fi Music System, covering specifications, part lists, disassembly, testing, software updates, and troubleshooting for authorized service.</p>
	<p><a href="#">Bose SoundTouch Stereo JC Wi-Fi Music System Owner's Guide</a></p> <p>Explore the Bose SoundTouch Stereo JC Wi-Fi music system with this owner's guide. Learn setup, operation, wireless streaming, presets, and app control for a superior home audio experience.</p>
	<p><a href="#">Bose SoundTouch 10 Wireless Speaker Owner's Guide</a></p> <p>This owner's guide provides comprehensive instructions for setting up, operating, and troubleshooting the Bose SoundTouch 10 wireless speaker. Learn about safety precautions, connectivity options (Bluetooth, Wi-Fi, AUX), app control, and regulatory information.</p>
	<p><a href="#">Bose Surround Speakers Setup Guide with Bose Smart Soundbar</a></p> <p>Concise guide on setting up Bose Surround Speakers with Bose Smart Soundbar using the Bose Music app. Includes instructions for different Bose soundbar models and links to resources.</p>
	<p><a href="#">Bose SoundTouch 20 Series III Service Manual: Technical Overview and Parts List</a></p> <p>Detailed service manual for the Bose SoundTouch 20 Series III Wi-Fi music system, covering product description, handling precautions, warranty, and comprehensive part lists for various assemblies.</p>

	<p><a href="#">Bose SoundTouch 20 Series I &amp; II Service Manual</a></p> <p>Service manual for the Bose SoundTouch 20 Series I &amp; II Wi-Fi music system, detailing product information, safety, warranty, part lists, disassembly, assembly, testing, and programming procedures.</p>
---	--

Documents - Bose – 355150-1200



[Total Rewards Catalog: April 1, 2014 - September 30, 2014](#)

Explore the Total Rewards Catalog from April 1, 2014, to September 30, 2014, featuring a wide array of electronics, cameras, travel accessories, style items, gift cards, home goods, outdoor living products, personal care items, and special value offers. Redeem your Reward Credits for dream items from top brands.

lang:en score:20 filesize: 5.23 M page\_count: 35 document date: 2014-05-16