

## Action 857101100000

# Action Reyk Table Lamp User Manual

Model: 857101100000

## 1. INTRODUCTION

The Action Reyk Table Lamp is a versatile and stylish lighting solution designed for indoor use. Featuring a flexible arm and a classic design, it provides adjustable illumination for various settings such as desks, bedside tables, or reading nooks. This manual provides essential information for safe installation, operation, and maintenance of your new lamp.

## 2. IMPORTANT SAFETY INSTRUCTIONS

**Please read all instructions carefully before installation and use. Keep this manual for future reference.**

- This lamp is designed for **indoor use only** (IP20 protection class). Do not expose to water or high humidity.
- Always disconnect the lamp from the power outlet before cleaning, replacing the bulb, or performing any maintenance.
- Ensure the power supply voltage matches the lamp's requirements (230V).
- Use only E27 base bulbs. Do not exceed the maximum wattage of **15W**.
- The bulb is **not included** with this product.
- Allow the bulb to cool down completely before touching or replacing it.
- Do not operate the lamp with a damaged cord or plug. If damaged, contact qualified personnel for repair.
- Keep the lamp away from flammable materials.

## 3. PACKAGE CONTENTS

Verify that all components are present and undamaged:

- 1 x Action Reyk Table Lamp (Base, Flexible Arm, Lamp Head)
- 1 x User Manual (this document)

*Note: The light bulb is not included and must be purchased separately.*

## 4. SETUP AND ASSEMBLY

---

1. **Unpack the Lamp:** Carefully remove all components from the packaging. Retain packaging for future transport or storage.
2. **Position the Lamp:** Place the lamp base on a stable, flat, and dry surface. Ensure there is adequate space around the lamp for ventilation and adjustment.
3. **Install the Bulb:**
  - Ensure the lamp is unplugged from the power outlet.
  - Gently screw an E27 base bulb (max 15W) into the lamp head socket until it is secure. Do not overtighten.
4. **Connect to Power:** Insert the lamp's plug into a standard 230V electrical outlet.



Figure 4.1: The Action Reyk Table Lamp, featuring a flexible arm, white shade, and black base.

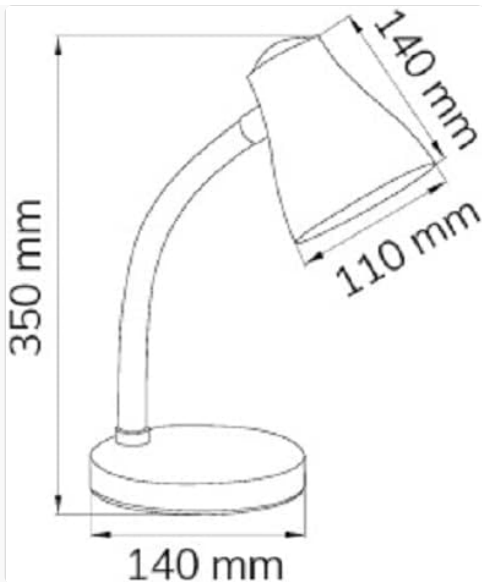


Figure 4.2: Technical drawing showing the lamp's dimensions: 350mm height, 140mm base diameter, and 140mm shade diameter.

## 5. OPERATING INSTRUCTIONS

- **Turning On/Off:** Locate the on/off switch on the lamp's power cord. Press the switch to turn the lamp on or off.
- **Adjusting Illumination:** The lamp features a flexible arm. Gently bend and position the arm to direct the light exactly where needed.
- **Dimmable Feature:** This lamp is compatible with dimmable E27 bulbs and external dimmer switches. If you wish to dim the light, ensure you use a dimmable bulb and connect the lamp to a compatible dimmer switch (not included). The lamp's integrated switch is a simple on/off mechanism.

## 6. CARE AND MAINTENANCE

- **Cleaning:** Before cleaning, always unplug the lamp from the power outlet. Wipe the lamp's surfaces with a soft, dry cloth. Do not use abrasive cleaners, solvents, or harsh chemicals, as these may damage the finish.
- **Bulb Replacement:**
  1. Ensure the lamp is unplugged and the bulb has completely cooled down.
  2. Carefully unscrew the old E27 bulb from the socket.
  3. Screw in a new E27 bulb (max 15W) until it is secure.
  4. Reconnect the lamp to power.

## 7. TROUBLESHOOTING

Problem	Possible Cause	Solution
Lamp does not turn on.	No power to the outlet. Bulb is faulty or loose. On/off switch is off.	Check the power outlet with another device. Ensure the bulb is screwed in tightly. Replace the bulb if necessary. Ensure the on/off switch is in the 'on' position.

Problem	Possible Cause	Solution
Light flickers.	Loose bulb. Faulty bulb. Unstable power supply.	Tighten the bulb. Replace the bulb. Check the power outlet.
Lamp gets too hot.	Bulb wattage exceeds maximum. Poor ventilation.	Ensure the bulb wattage does not exceed 15W. Ensure the lamp is not covered or placed in an enclosed space.

## 8. TECHNICAL SPECIFICATIONS

Feature	Specification
Model Number	857101100000
Brand	Action (Manufacturer), WOFI (Brand)
Type	Table Lamp
Material	Metal
Color	Black (Base & Flexible Arm), White (Shade)
Dimensions (H x D)	35 cm (Height) x 14 cm (Base/Shade Diameter)
Weight	780.18 g (1.72 lbs)
Bulb Socket Type	E27
Maximum Wattage	15W
Voltage	230V
Power Source	Electric cable with F-type 2-pin EU German plug
Protection Class	IP20 (Indoor use only)
Special Features	Flexible arm, On/Off switch, Dimmable (with compatible external dimmer and bulb)
EU Energy Efficiency Class	E
Country of Origin	China

## 9. WARRANTY AND SUPPORT

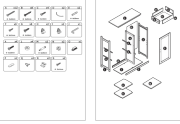




This Action Reyk Table Lamp is covered by a standard manufacturer's warranty against defects in materials and workmanship. The warranty period typically begins from the date of purchase. Please retain your proof of purchase for warranty claims.

For technical support, warranty inquiries, or replacement parts, please contact your retailer or the manufacturer's customer service. Refer to the product packaging or the retailer's website for specific contact details.

Do not attempt to repair the lamp yourself, as this may void the warranty and pose safety risks.

© 2024 Action. All rights reserved.

Related Documents - 857101100000

	<p><a href="#">Kitchen Trolley WRT2500I Assembly and Safety Instructions</a></p> <p>Comprehensive guide for assembling and safely using the WRT2500I Kitchen Trolley. Includes safety information, assembly steps, and care instructions.</p>
	<p><a href="#">Assembly Instructions for Two-Door Cabinet</a></p> <p>Comprehensive assembly guide for a two-door cabinet, including detailed steps, safety warnings, and a parts list. Designed for easy self-assembly.</p>
	<p><a href="#">Street Spectra Manual: Tutorial to Identify Spectra of Common Street Lamps</a></p> <p>This manual guides users through identifying street lamp spectra using smartphones as part of the ACTION citizen science project. It covers spectral analysis, light pollution, and data contribution.</p>
	<p><a href="#">ACTION Weekly Offers: December 25-31, 2024 - Product Catalog</a></p> <p>Discover the latest weekly deals from ACTION, valid from December 25 to December 31, 2024. This catalog features a diverse range of products including home decor, electronics, party supplies, toys, and more.</p>
	<p><a href="#">EU Declaration of Conformity - LSC Solar Outdoor WiFi Camera</a></p> <p>Official EU Declaration of Conformity for the LSC Solar Outdoor WiFi Camera (Model IPC209) by Action Service &amp; Distributie B.V., confirming compliance with safety, RoHS, and RED directives.</p>

