

Soehnle 27306

Soehnle Multina 8352 Digital Baby Scale Instruction Manual

Model: 27306

1. INTRODUCTION

Thank you for choosing the Soehnle Multina 8352 Digital Baby Scale. This instruction manual provides essential information for the safe and effective use of your new scale. Please read this manual thoroughly before operating the device and keep it for future reference.

The Soehnle Multina 8352 is designed for accurate weight measurement of infants and small children, providing reliable readings for monitoring growth.

2. SAFETY INFORMATION

- Always place the scale on a firm, flat, and stable surface to ensure accurate measurements and prevent tipping.
- Never leave an infant unattended on the scale. Always maintain physical contact with the child during weighing.
- Keep the scale away from water and extreme temperatures.
- Do not use abrasive cleaning agents or immerse the scale in water.
- Ensure batteries are inserted correctly according to polarity markings. Remove batteries if the scale will not be used for an extended period.
- This scale is intended for household use to monitor baby weight. It is not a medical device for diagnosis or treatment. Consult a healthcare professional for medical advice.

3. PACKAGE CONTENTS

Please check that all items are present in the package:

- Soehnle Multina 8352 Digital Baby Scale (Model 27306)
- Instruction Manual
- Batteries (if included, check packaging)

4. SETUP

4.1 Battery Installation

1. Locate the battery compartment on the underside of the scale.
2. Open the battery compartment cover.
3. Insert the required batteries (e.g., 2 x AAA, check compartment for specific type) ensuring correct polarity (+/-).
4. Close the battery compartment cover securely.

4.2 Scale Placement

Place the scale on a hard, flat, and stable surface, such as a floor or sturdy table. Avoid carpets or uneven surfaces, as these can affect accuracy.



Image of the Soehnle Multina 8352 Digital Baby Scale, showing its white, curved weighing platform and the digital display unit at the base.

5. OPERATING INSTRUCTIONS

5.1 Turning On the Scale

Press the **ON/OFF** button. The display will show "0.000 kg" (or selected unit) when ready for use.

5.2 Selecting Units of Measurement

If your scale supports multiple units (e.g., kg, lb, st), press the **UNIT** button (if available) to cycle through the options until your desired unit is displayed.

5.3 Weighing an Infant

1. Turn on the scale and wait for "0.000 kg" to appear.
2. If using a blanket or towel, place it on the weighing platform before turning on the scale or after turning it on, use the TARE function.
3. Carefully place the infant on the center of the weighing platform. Ensure the infant is calm and still for an accurate reading.
4. The display will show the infant's weight. Wait for the reading to stabilize.
5. Gently remove the infant from the scale.

5.4 Tare Function (Zeroing)

The Tare function allows you to subtract the weight of a blanket or diaper before weighing the baby.

1. Turn on the scale.
2. Place the blanket or towel on the weighing platform.
3. Press the **TARE** button (if available). The display will reset to "0.000 kg".
4. Now, place the infant on the blanket. The display will show only the infant's weight.

5.5 Turning Off the Scale

Press and hold the **ON/OFF** button until the display turns off. The scale may also feature an automatic shut-off function after a period of inactivity to conserve battery life.

6. MAINTENANCE AND CARE

- Clean the scale with a soft, damp cloth. Do not use harsh chemicals or abrasive cleaners.
- Do not immerse the scale in water or expose it to excessive moisture.
- Store the scale in a dry place at room temperature.
- Remove batteries if the scale is not used for an extended period to prevent leakage.

7. TROUBLESHOOTING

Problem	Possible Cause	Solution
Display shows "Lo"	Low battery power.	Replace batteries with new ones.
Display shows "Err" or "O-Ld"	Scale overloaded or unstable surface.	Ensure weight is within maximum capacity. Place scale on a firm, flat surface.

Problem	Possible Cause	Solution
Inaccurate readings	Unstable surface, movement during weighing, or scale not zeroed.	Place scale on a stable surface. Ensure infant is still. Use Tare function if needed. Recalibrate if possible (refer to specific model instructions if available).
Scale does not turn on	Batteries incorrectly inserted or depleted.	Check battery polarity. Replace batteries.

8. SPECIFICATIONS


- **Model:** Soehnle Multina 8352 (27306)
- **Product Dimensions:** 9 x 60 x 34 cm
- **Product Weight:** 1.5 kg
- **Manufacturer:** SOEHNLE INDUSTRIAL SOLUTIONS GMBH
- **ASIN:** B00F37BMOS
- **Power Source:** Batteries (type not specified in input, typically AAA or AA)
- **Measurement Units:** Typically kg, lb (may vary by region/model)
- **Maximum Capacity:** (Not specified in input, typical for baby scales is 20-25 kg)
- **Measurement Increments:** (Not specified in input, typical for baby scales is 5g or 10g)


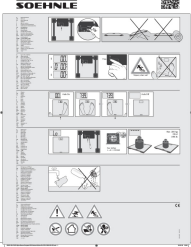
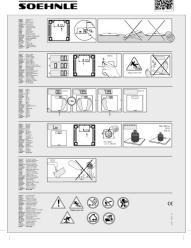


9. WARRANTY AND SUPPORT

Soehnle products are manufactured to high-quality standards. For warranty information, please refer to the warranty card included with your purchase or visit the official Soehnle website. For technical support or service inquiries, please contact Soehnle customer service directly.

Please retain your proof of purchase for warranty claims.

Related Documents - 27306

	<p>Soehnle 8352 "Multina Comfort" Baby Scale User Manual</p> <p>User manual for the Soehnle 8352 "Multina Comfort" baby scale, providing instructions on setup, functions, troubleshooting, and maintenance.</p>
---	--

	<p>SOEHNLE Body Fat Scale: User Manual and Operating Instructions</p> <p>A comprehensive guide to the SOEHNLE Body Fat Scale, detailing its features, operation, data input, measurement procedures, interpretation of results, factors affecting measurements, maintenance, troubleshooting messages, technical specifications, and warranty information. Learn how to accurately measure your body weight and body fat percentage at home.</p>
	<p>Soehnle Style Sense Compact 300 Scale - User Manual and Safety Information</p> <p>Comprehensive guide for the Soehnle Style Sense Compact 300 scale, covering setup, operation, maintenance, and safety instructions in multiple languages.</p>
	<p>Soehnle Style Sense Safe 100 Digital Bathroom Scale User Manual</p> <p>User guide for the Soehnle Style Sense Safe 100 digital bathroom scale, detailing operation, unit conversion, safety precautions, warranty information, and disposal guidelines.</p>
	<p>Soehnle Digital Bathroom Scale User Manual - Setup, Operation, and Safety</p> <p>Comprehensive user manual for the Soehnle digital bathroom scale (Model 09300/00), covering setup, weighing, unit conversion, maintenance, safety instructions, warranty, and disposal. Includes multilingual support information.</p>
	<p>SOEHNLE Shape Sense Profi 200 Body Analysis Scale User Manual</p> <p>This user manual provides comprehensive instructions for the SOEHNLE Shape Sense Profi 200 body analysis scale, covering setup, operation, data input, body analysis, BMI classification, technical specifications, guarantee information, and disposal guidelines.</p>