

## Serta 44186

# Serta Claremont Ergonomic Executive Office Chair User Manual

Model: 44186 | Brand: Serta

## INTRODUCTION

The Serta Claremont Ergonomic Executive Office Chair is designed to enhance comfort and support during extended periods of sitting. Featuring Back in Motion Active Seat Technology, this chair promotes spinal movement and flexibility by gently tilting the lumbar support forward. Its adjustable features allow for personalized comfort and ergonomic positioning.



*Image: Front view of the Serta Claremont Ergonomic Executive Office Chair in black bonded leather.*

## **SETUP AND ASSEMBLY**

---

Assembly of the Serta Claremont Ergonomic Executive Office Chair is required. Please follow the detailed instructions included in the packaging for proper setup. Ensure all components are securely fastened before use.

*Video: An overview of the Serta Ergonomic Executive Office Chair with Back in Motion Technology, demonstrating its features and assembly process.*

## OPERATING INSTRUCTIONS

This chair offers several adjustable features to customize your seating experience:

- **Pneumatic Height Adjustment:** Use the lever located under the seat to raise or lower the chair to your desired height.
- **Adjustable Armrests:** The armrests feature push-buttons for four-position height adjustment, providing up to 3 inches of vertical movement.
- **Back in Motion Technology:** This unique feature allows the seat and lumbar support to pivot, encouraging movement and promoting better posture by mimicking a pelvic tilt exercise.
- **Recline Function:** The chair can easily recline up to 122 degrees, offering a comfortable position for relaxation.
- **360° Swivel and Casters:** The chair features a convenient 360-degree swivel design and large-diameter dual casters for smooth mobility across various surfaces.

# Not All Chairs Are Created Equal.

It's what's inside that matter most



### Non-Toxic Foam

Serta chairs use non-recycled foam for maximum comfort, breathability, and safety

### Other Brands



### Potentially Toxic Foam

Many cheap online chairs use recycled foam, which can be toxic and flammable, posing health and safety risk

*Image: Detailed view of the chair's adjustable features including armrests, control levers, and casters.*

# Adjustable Ergonomics

Find your perfect arm support with **four-position** adjustable armrests providing **3"** of height adjustability



*Image: Illustration of the Back in Motion Active Seating Technology, showing how the lumbar and seat pivot.*





*Image: The chair in a reclined position, showcasing its 122-degree recline feature.*

## MAINTENANCE

To maintain the quality and appearance of your Serta Claremont Ergonomic Executive Office Chair, please follow these care instructions:

- **Cleaning:** Spot clean the bonded leather and other surfaces as needed. Use a mild cleaner and a soft cloth. Avoid harsh chemicals that may damage the material.
- **Inspection:** Periodically check all bolts and screws to ensure they are tight. Retighten if necessary.

## SPECIFICATIONS

Feature	Detail
Brand	Serta
Model Name	Claremont
Item Model Number	44186

Color	Black Bonded Leather
Product Dimensions	30"D x 27"W x 41"H
Item Weight	51.4 pounds
Maximum Weight Recommendation	275 Pounds
Material	Leather, Nylon, Foam
Special Features	Adjustable Height, Adjustable Lumbar, Reclining, Arm Rest, Ergonomic, Wheels, Swivel, Heavy Duty
Assembly Required	Yes

**Product Features**



Always Comfortable.



**Executive Office Chair with Back-In-Motion™ Technology**



**Height Adjustable Padded Arms**



**Convenient Cable Actuated Levers**



**Large Diameter 360° Swivel Casters**

Image: Product dimensions for the Serta Claremont Ergonomic Executive Office Chair.

WARRANTY AND SUPPORT

The Serta Claremont Ergonomic Executive Office Chair comes with a **1-year limited warranty**. For any product inquiries, technical assistance, or warranty claims, please contact customer service.

Customer Service:



Phone: 1-800-379-9773





Hours: Monday - Friday, 9am - 9pm EST

Image: Serta Customer Service contact details.

© 2025 Serta. All rights reserved.

Related Documents - 44186

	<p><a href="#">Serta Works Office Chair Assembly Instructions and User Guide</a></p> <p>Comprehensive assembly instructions and user guide for the Serta Works Office Chair (Model CHR10021AB_AI). Learn how to assemble, adjust seat height, tilt, arm height, and more for your ergonomic, breathable mesh back office chair.</p>
	<p><a href="#">Serta Executive Chair Assembly Guide and Operating Instructions</a></p> <p>Comprehensive guide for assembling and operating your Serta Executive Chair, including parts list, step-by-step instructions, usage tips, and limited warranty information.</p>

 The cover of the Serta Executive Chair Assembly and Operating Guide. It features the Serta logo at the top, followed by the tagline "Always Comfortable." and the product name "Executive Chair". Below this is a large, dark, curved graphic element. At the bottom, there is a small text box that reads "No combinations, you'll find the difference the moment you sit down."	<p><a href="#">Serta Executive Chair Assembly and Operating Guide</a></p> <p>This guide provides detailed instructions for assembling and operating your Serta Executive Chair, including a parts list, step-by-step assembly, functional usage, and warranty information.</p>
 The cover of the Serta Smart Layers Executive Chair Assembly Instructions. It features the Serta logo at the top, followed by the tagline "Always Comfortable." and the product name "Serta® Smart Layers™ Executive Chair". Below this is a line drawing of the chair. At the bottom, there is a small text box that reads "No combinations, you'll find the difference the moment you sit down."	<p><a href="#">Serta Smart Layers Executive Chair Assembly Instructions</a></p> <p>Detailed assembly instructions for the Serta Smart Layers Executive Chair (Model 44942), including parts list, step-by-step guidance, operating instructions, and limited warranty information.</p>
 The cover of the Serta Executive Chair: Product Guide & Assembly Instructions. It features the Serta logo at the top, followed by the tagline "Always Comfortable." and the product name "Executive Chair". Below this is a line drawing of the chair. At the bottom, there is a small text box that reads "No combinations, you'll find the difference the moment you sit down."	<p><a href="#">Serta Executive Chair: Product Guide &amp; Assembly Instructions</a></p> <p>Comprehensive product guide and assembly instructions for the Serta Executive Chair, including parts list, step-by-step assembly, operating instructions, and limited warranty information.</p>
 The cover of the Serta Motion SELECT Adjustable Foundation Owner's Manual. It features the Serta logo at the top, followed by the tagline "Always Comfortable." and the product name "Serta® MotionSELECT™ Adjustable Foundation". Below this is a line drawing of the adjustable foundation. At the bottom, there is a small text box that reads "No combinations, you'll find the difference the moment you sit down."	<p><a href="#">Serta Motion SELECT Adjustable Foundation Owner's Manual</a></p> <p>Owner's manual for the Serta Motion SELECT Adjustable Foundation, covering safety precautions, assembly instructions, remote control operation, troubleshooting, and warranty information.</p>