

## VTech CS6829-2

# VTech CS6829-2 2-Handset Cordless Phone User Manual

Model: CS6829-2

## INTRODUCTION

---

This manual provides comprehensive instructions for the setup, operation, and maintenance of your VTech CS6829-2 2-Handset Cordless Phone with Answering System. This system is designed for home use, offering features such as caller ID, a digital answering machine, backlit keypad, and a full duplex speakerphone for enhanced communication.

## WHAT'S IN THE BOX

---

Verify that all items are included in your package:

- Base unit
- 2 cordless handsets
- Charger
- 2 adaptors
- 2 battery packs
- Telephone line cord
- Wall mount bracket
- Quick start guide

## SETUP

---

Follow these steps to set up your VTech CS6829-2 phone system:

### 1. Connect the Base Unit:

Plug one end of the telephone line cord into the TEL LINE jack on the back of the base unit. Plug the other end into a telephone wall jack. Plug the small end of the power adapter into the POWER jack on the back of the base unit. Plug the large end of the power adapter into a wall outlet not controlled by a wall switch.



*Image: The VTech CS6829-2 base unit with one handset docked, and a second handset with its charging cradle. This illustrates the main components of the phone system.*

## 2. Install Handset Batteries:

Open the battery compartment cover on the back of each handset. Connect the battery pack connector securely into the jack inside the compartment. Place the battery pack with the label facing up and tuck the wires inside the compartment. Close the battery compartment cover.

## 3. Charge Handsets:

Place each handset in the base unit or charger with the display facing up. The CHARGE light on the handset will illuminate, indicating proper charging. Allow the handsets to charge for at least 16 hours before initial use for optimal battery performance.



Image: An angled view of the VTech CS6829-2 base unit with one handset docked, and the second handset in its separate charging cradle. This shows how the handsets are placed for charging.

#### 4. Set Date and Time:

After the handsets are charged, follow the on-screen prompts or refer to the quick start guide to set the date and time. This is important for accurate caller ID and answering system timestamps.

## OPERATING INSTRUCTIONS

### Making and Answering Calls

- **To Make a Call:** Press **TALK/FLASH** or any dialing key to get a dial tone, then dial the phone number.
- **To Answer a Call:** When the phone rings, press **TALK/FLASH** or any dialing key.
- **To End a Call:** Press **OFF/CANCEL** or place the handset back in the base unit/charger.

### Digital Answering System

- **Playing Messages:** On the base unit, press **PLAY/STOP**. On a handset, press **MENU/SELECT**, scroll to "Answering System", then select "Play Messages".
- **Recording an Outgoing Announcement:** On the base unit or handset, navigate to the answering system menu and select "Record OGM" (Outgoing Message).

- **Deleting Messages:** While a message is playing, press **DELETE** on the base unit or handset.

## Speakerphone Function

- **To Use Speakerphone:** During a call, press the **SPEAKER** button on the handset. Press it again to switch back to the handset earpiece.

## KEY FEATURES

- **Digital Answering System with LED Indicator and Volume Control:** This system records up to 14 minutes of messages, announcements, and memos. An LED indicator notifies you of new messages. Volume control keys on the base allow easy adjustment of message playback volume.
- **Caller ID / Call Waiting — Stores up to 50 Calls:** Displays the name, number, time, and date of incoming calls, helping you identify callers before answering.
- **Full Duplex Speakerphone:** The handset features a full duplex speakerphone, enabling natural two-way conversations where both parties can speak and be heard simultaneously.
- **Backlit Keypad and Display:** The entire keypad and LCD screen on the handset illuminate, ensuring clear visibility and easy dialing even in low-light conditions.
- **ECO Mode Power-Conserving Technology:** This technology optimizes power consumption for extended battery performance and energy efficiency.
- **Quiet Mode:** Allows you to silence the ringer on both the handset and base unit immediately or for a set period, providing peace and quiet when needed.

## MAINTENANCE

- **Cleaning:** Clean the phone and base unit with a soft, damp cloth. Do not use cleaning sprays or liquid cleaners.
- **Battery Care:** Replace batteries when they no longer hold a charge. Use only the specified battery type. Dispose of old batteries responsibly according to local regulations.
- **Environmental Conditions:** Avoid placing the phone in direct sunlight, near heat sources, or in areas with excessive moisture.

## TROUBLESHOOTING

If you experience issues with your phone, try the following solutions:

Problem	Solution
No dial tone.	Ensure the telephone line cord is securely plugged into both the base unit and the wall jack. Check that the power adapter is plugged into a working electrical outlet.
Handset not charging.	Ensure the handset is properly seated in the base unit or charger. Clean the charging contacts on both the handset and base/charger with a dry cloth. Verify the power adapter is connected.
Poor sound quality / Static.	Move the handset closer to the base unit. Avoid placing the phone near other electronic devices (e.g., microwaves, computers) that may cause interference. Check the telephone line cord for damage.

Problem	Solution
Answering system not recording messages.	Ensure the answering system is turned ON. Check if the memory is full; delete old messages if necessary.

## SPECIFICATIONS

Feature	Detail
Model Number	CS6829-2
Product Dimensions	5.77 x 3.41 x 6.77 inches
Item Weight	1.41 pounds
Batteries	2 Product Specific batteries required (included)
Answering System Type	Digital
Caller ID Memory	Up to 50 calls
Answering System Recording Time	Up to 14 minutes
Color	Black/Silver
Telephone Type	Cordless

## WARRANTY AND SUPPORT

For warranty information and technical support, please refer to the warranty card included with your product or visit the official VTech website. Keep your purchase receipt as proof of purchase for warranty claims.

You can also visit the [VTech Store on Amazon](#) for additional product information and support resources.



**Abridged user's manual**  
CS6829/CS6829-2/CS6829-3  
DECT 6.0 cordless telephone



This Abridged user's manual provides you with basic installation and use instructions.

After reading this manual, you will learn how to:

- ✓ **Install the telephone**
  - 1 Install telephone base & charger
  - 2 Install handset battery
- ✓ **Program common settings**
  - 1 Use built-in answering system or voicemail?
  - 4 Set date and time
  - 8 Set handset ringer volume
  - 9 Set quiet mode
- ✓ **Use common operations**
  - 7 Directory
  - 8 Speed dial
  - 9 Caller ID
  - 9 Answering system

We recommend you refer to the full set of installation and operation instructions at [www.vtechphones.com](http://www.vtechphones.com). For customer service, visit [www.vtechphones.com](http://www.vtechphones.com) or call 1 (800) 595-9511.



[\[pdf\]](#) User Manual Installation Guide Instructions Warranty

Abridged user s manual CS6829 2 3 DECT 6 0 cordless telephone This provides you with basic installation and use instructions AUM cdn media vtechphones p document2 products 1AB53455 3A5E 4475 9464 A2764760D1CA 7B008702 BAE6 44F3 8A56 7129EF1B4AC2 80

Abridged user s manual CS6829/**CS6829-2**/CS6829-3 DECT 6.0 cordless telephone This Abridged user s manual provides you with basic installation and use instructions.

After reading this manual, you will learn how to: Install the telephone 1 Install telephone base charger 2 Install handset battery Prog...

lang:en score:42 filesize: 2.68 M page\_count: 12 document date: 2013-06-28



**Abridged user's manual**  
CS6829/CS6829-2/CS6829-3  
DECT 6.0 cordless telephone



**Register online to get an additional 3-month warranty!**  
Go to [www.vtechphones.com](http://www.vtechphones.com) to register your product for enhanced warranty support and latest VTech product news.



Telephones identified with this logo have reduced noise and interference when used with most T-coil equipped hearing aids and cochlear implants. The TIA-1083 Compliant Logo is a trademark of the Telecommunications Industry Association. Used under license.



The ENERGY STAR® program ([www.energystar.gov](http://www.energystar.gov)) recognizes and encourages the use of products that save energy and help protect our environment. We are proud to mark this product with the ENERGY STAR® label indicating it meets the latest energy efficiency guidelines.

This **Abridged user's manual** provides you with basic installation and use instructions. A limited set of features are described in abbreviated form.

Please refer to the online **Complete user's manual** for a full set of installation and operation instructions at [www.vtechphones.com](http://www.vtechphones.com).

For customer service, visit [www.vtechphones.com](http://www.vtechphones.com) or call 1 (800) 595-9511. Before using this VTech product, please read **Important safety instructions** on page 10 of this user's manual.

You can expand your telephone system by adding expansion handsets (CS6709, purchased separately). This telephone base supports up to five handsets.

[\[pdf\]](#) User Manual Instructions Warranty Label

Abridged user s manual Before using this VTech product please read Important safety instructions on page 0 of You can expand your telephone system by adding CS6829 3 AUM 2 cdn media vtechphones p document2 products 1AB53455 3A5E 4475 9464 A2764760D1CA

Abridged user s manual CS6829/**CS6829-2**/CS6829-3 DECT 6.0 cordless telephone Register online to get an additional 3-month warranty Go to [www.vtechphones.com](http://www.vtechphones.com) to register your product for enhanced warranty support and latest VTech product news.

Compatible with Hearing Aid T-Coil T TIA-1083 Telephon...

lang:en score:39 filesize: 6.49 M page\_count: 12 document date: 2013-03-22





### [\[pdf\]](#) User Manual Instructions Warranty Label

Abridged user s manual VTech Phones USA CS6829 2 3 DECT 6 0 cordless telephone The ENERGY STAR® program energystar gov recognizes and encourages the use of products that save energy help protect our environment We are proud to mark this product with label indicating it meets latest efficiency guidelines T AUM cdn media vtechphones p document2 7B008702 BAE6 44F3 8A56 7129EF1B4AC2 80 687DA361 1D58 48D1 931F 5F7CF15EAD9A

Abridged user s manual CS6829/**CS6829-2**/CS6829-3 DECT 6.0 cordless telephone Register online to get an additional 3-month warranty Go to [www.vtechphones.com](http://www.vtechphones.com) to register your product for enhanced warranty support and latest VTech product news. Compatible with Hearing Aid T-Coil T TIA-1083 Telephon...

lang:en **score:32** filesize: 2.52 M page\_count: 12 document date: 2013-05-28


### [\[pdf\]](#) User Manual Instructions Warranty

Hearing Aid T Coil p a VTech Phones USA Abridged user s manual specified in this If the handset will not be used for long time disconnect and remove battery to prevent possible leakage Charge Place telephone base or charger charge Once you have installed LCD display indicates status see table below NOTES

What box Your package contains following items Save your sales receipt original packaging event warranty service is provided with product only accordance instructions limitations 1 Handset earpiece 2 3 Show menu While press select an item save entry setting CS6829 AUM V7 20141205 cdn media vtechphones document2 products 7B008702 BAE6 44F3 8A56 7129EF1B4AC2 687DA361 1D58 48D1 931F 5F7CF15EAD9A CS web vtp 80

Go to [www.vtechphones.com](http://www.vtechphones.com) to register your product for enhanced warranty support and the latest VTech product news. CS6829 **CS6829-2 CS6829-26** CS6829-3 DECT 6.0 cordless telephone BC Congratulations on purchasing your new VTech product. Before using this telephone, please read Important safety inst...

lang:en **score:28** filesize: 7.42 M page\_count: 2 document date: 2014-12-05



### [\[pdf\]](#) User Manual Installation Guide Instructions Troubleshooting Guide Label

Complete user s manual 6940dfad 1766 4bf4 ad21 62991029c38c stream manualsonline 6

Complete user s manual w w w.v t e c h p h o n e s .c o m Models: CS6829/**CS6829-2/** CS6829-3 BC Congratulations on purchasing your new VTech product. Before using this telephone, please read Important safety instructions on page 70 of this manual. This manual has all the feature operations and...

lang:en **score:26** filesize: 14.2 M page\_count: 84 document date: 2013-06-06

DECT compatibility list for MA3222/MA3222-17/MA3222-16					
#	Brand	Model	#	Brand	Model
1	Vtech	DS6151	131	Vtech	LS6425-12
2	Vtech	DS6151	132	Vtech	LS6425-13
3	Vtech	DS6151	133	Vtech	LS6425-14
4	Vtech	DS6151	134	Vtech	LS6425-15
5	Vtech	DS6151	135	Vtech	LS6425-16
6	Vtech	DS6151	136	Vtech	LS6425-17
7	Vtech	DS6151	137	Vtech	LS6425-18
8	Vtech	DS6151	138	Vtech	LS6425-19
9	Vtech	DS6151	139	Vtech	LS6425-20
10	Vtech	DS6151	140	Vtech	LS6425-21
11	Vtech	DS6151	141	Vtech	LS6425-22
12	Vtech	DS6151	142	Vtech	LS6425-23
13	Vtech	DS6151	143	Vtech	LS6425-24
14	Vtech	DS6151	144	Vtech	LS6425-25
15	Vtech	DS6151	145	Vtech	LS6425-26
16	Vtech	DS6151	146	Vtech	LS6425-27
17	Vtech	DS6151	147	Vtech	LS6425-28
18	Vtech	DS6151	148	Vtech	LS6425-29
19	Vtech	DS6151	149	Vtech	LS6425-30
20	Vtech	DS6151	150	Vtech	LS6425-31
21	Vtech	DS6151	151	Vtech	LS6425-32
22	Vtech	DS6151	152	Vtech	LS6425-33
23	Vtech	DS6151	153	Vtech	LS6425-34
24	Vtech	DS6151	154	Vtech	LS6425-35
25	Vtech	DS6151	155	Vtech	LS6425-36
26	Vtech	DS6151	156	Vtech	LS6425-37
27	Vtech	DS6151	157	Vtech	LS6425-38
28	Vtech	DS6151	158	Vtech	LS6425-39
29	Vtech	DS6151	159	Vtech	LS6425-40
30	Vtech	DS6151	160	Vtech	LS6425-41
31	Vtech	DS6151	161	Vtech	LS6425-42
32	Vtech	DS6151	162	Vtech	LS6425-43
33	Vtech	DS6151	163	Vtech	LS6425-44
34	Vtech	DS6151	164	Vtech	LS6425-45
35	Vtech	DS6151	165	Vtech	LS6425-46
36	Vtech	DS6151	166	Vtech	LS6425-47
37	Vtech	DS6151	167	Vtech	LS6425-48
38	Vtech	DS6151	168	Vtech	LS6425-49
39	Vtech	DS6151	169	Vtech	LS6425-50
40	Vtech	DS6151	170	Vtech	LS6425-51
41	Vtech	DS6151	171	Vtech	LS6425-52
42	Vtech	DS6151	172	Vtech	LS6425-53
43	Vtech	DS6151	173	Vtech	LS6425-54
44	Vtech	DS6151	174	Vtech	LS6425-55
45	Vtech	DS6151	175	Vtech	LS6425-56
46	Vtech	DS6151	176	Vtech	LS6425-57
47	Vtech	DS6151	177	Vtech	LS6425-58
48	Vtech	DS6151	178	Vtech	LS6425-59
49	Vtech	DS6151	179	Vtech	LS6425-60
50	Vtech	DS6151	180	Vtech	LS6425-61
51	Vtech	DS6151	181	Vtech	LS6425-62
52	Vtech	DS6151	182	Vtech	LS6425-63
53	Vtech	DS6151	183	Vtech	LS6425-64
54	Vtech	DS6151	184	Vtech	LS6425-65
55	Vtech	DS6151	185	Vtech	LS6425-66
56	Vtech	DS6151	186	Vtech	LS6425-67
57	Vtech	DS6151	187	Vtech	LS6425-68
58	Vtech	DS6151	188	Vtech	LS6425-69
59	Vtech	DS6151	189	Vtech	LS6425-70
60	Vtech	DS6151	190	Vtech	LS6425-71
61	Vtech	DS6151	191	Vtech	LS6425-72
62	Vtech	DS6151	192	Vtech	LS6425-73
63	Vtech	DS6151	193	Vtech	LS6425-74
64	Vtech	DS6151	194	Vtech	LS6425-75
65	Vtech	DS6151	195	Vtech	LS6425-76
66	Vtech	DS6151	196	Vtech	LS6425-77
67	Vtech	DS6151	197	Vtech	LS6425-78
68	Vtech	DS6151	198	Vtech	LS6425-79
69	Vtech	DS6151	199	Vtech	LS6425-80
70	Vtech	DS6151	200	Vtech	LS6425-81
71	Vtech	DS6151	201	Vtech	LS6425-82
72	Vtech	DS6151	202	Vtech	LS6425-83
73	Vtech	DS6151	203	Vtech	LS6425-84
74	Vtech	DS6151	204	Vtech	LS6425-85
75	Vtech	DS6151	205	Vtech	LS6425-86
76	Vtech	DS6151	206	Vtech	LS6425-87
77	Vtech	DS6151	207	Vtech	LS6425-88
78	Vtech	DS6151	208	Vtech	LS6425-89
79	Vtech	DS6151	209	Vtech	LS6425-90
80	Vtech	DS6151	210	Vtech	LS6425-91
81	Vtech	DS6151	211	Vtech	LS6425-92
82	Vtech	DS6151	212	Vtech	LS6425-93
83	Vtech	DS6151	213	Vtech	LS6425-94
84	Vtech	DS6151	214	Vtech	LS6425-95
85	Vtech	DS6151	215	Vtech	LS6425-96
86	Vtech	DS6151	216	Vtech	LS6425-97
87	Vtech	DS6151	217	Vtech	LS6425-98
88	Vtech	DS6151	218	Vtech	LS6425-99
89	Vtech	DS6151	219	Vtech	LS6425-100
90	Vtech	DS6151	220	Vtech	LS6425-101
91	Vtech	DS6151	221	Vtech	LS6425-102
92	Vtech	DS6151	222	Vtech	LS6425-103
93	Vtech	DS6151	223	Vtech	LS6425-104
94	Vtech	DS6151	224	Vtech	LS6425-105
95	Vtech	DS6151	225	Vtech	LS6425-106
96	Vtech	DS6151	226	Vtech	LS6425-107
97	Vtech	DS6151	227	Vtech	LS6425-108
98	Vtech	DS6151	228	Vtech	LS6425-109
99	Vtech	DS6151	229	Vtech	LS6425-110
100	Vtech	DS6151	230	Vtech	LS6425-111
101	Vtech	DS6151	231	Vtech	LS6425-112
102	Vtech	DS6151	232	Vtech	LS6425-113
103	Vtech	DS6151	233	Vtech	LS6425-114
104	Vtech	DS6151	234	Vtech	LS6425-115
105	Vtech	DS6151	235	Vtech	LS6425-116
106	Vtech	DS6151	236	Vtech	LS6425-117
107	Vtech	DS6151	237	Vtech	LS6425-118
108	Vtech	DS6151	238	Vtech	LS6425-119
109	Vtech	DS6151	239	Vtech	LS6425-120
110	Vtech	DS6151	240	Vtech	LS6425-121
111	Vtech	DS6151	241	Vtech	LS6425-122
112	Vtech	DS6151	242	Vtech	LS6425-123
113	Vtech	DS6151	243	Vtech	LS6425-124
114	Vtech	DS6151	244	Vtech	LS6425-125
115	Vtech	DS6151	245	Vtech	LS6425-126
116	Vtech	DS6151	246	Vtech	LS6425-127
117	Vtech	DS6151	247	Vtech	LS6425-128
118	Vtech	DS6151	248	Vtech	LS6425-129
119	Vtech	DS6151	249	Vtech	LS6425-130
120	Vtech	DS6151	250	Vtech	LS6425-131
121	Vtech	DS6151	251	Vtech	LS6425-132
122	Vtech	DS6151	252	Vtech	LS6425-133
123	Vtech	DS6151	253	Vtech	LS6425-134
124	Vtech	DS6151	254	Vtech	LS6425-135
125	Vtech	DS6151	255	Vtech	LS6425-136
126	Vtech	DS6151	256	Vtech	LS6425-137
127	Vtech	DS6151	257	Vtech	LS6425-138
128	Vtech	DS6151	258	Vtech	LS6425-139
129	Vtech	DS6151	259	Vtech	LS6425-140
130	Vtech	DS6151	260	Vtech	LS6425-141

[pdf]

MA3222 compatibility web 20130806 xls NA6828 DECT list for 17 16 Compatibility List TeleDynamics 08 23 2013 Brand Model 163 AT T CL81113 164 CL81213 165 CL81313 166 CL82103 167 CL82203 1 Vtech DS6151 65 CS6759 VTT 20130823 vtech factoryoutletstore VTech cdn media vtechphones att p document2 products 123CAABB 2D3D 4F30 AEDA 8CEE6AE69BBE 2703A197 C60E 412C BD4B A37CB4C382A7 49214230 8010 4038 BBD8 AED54DB6B3D9 DECT compatibility list for MA3222/MA3222-17/MA3222-16 08/23/2013 # Brand Model 1 Vtech DS6151 ... 3 Vtech LS6425 6 Vtech CS6519-17 70 Vtech CS6829 134 Vtech LS6425-2 7 Vtech CS6519-19 71 Vtech **CS6829-2** 135 Vtech LS6425-25 8 Vtech CS6519-2 72 Vtech CS6859-2 136 Vtech LS6425-3 9 Vtech CS65... lang:i-klngon score:22 filesize: 13.64 K page\_count: 2 document date: 2013-08-23

[pdf] Press Release

elaine ordiz Media Contact NEW VTECH Led by the Industry s First Video Ryan Smith GolinHarris 714 918 8231 ryan.smith@golinharris VTECH® PRODUCT LINE OPENS THE DOOR TO INNOVATIVE HOME COMMUNICATION Doorbell Cordless Phone Diversified 2013 Product Line Adds to Consumers Security Mobile Connectivity and High Quality Communication Options BEAVERTON Ore May 7 VTech® Communications Inc new vtech product line opens door innovative home communication cdn media vtechphones press releases web vtp Media Contact: Ryan Smith GolinHarris 714-918-8231 ryan.smith@golinharris.com NEW VTECH PRODUCT LINE ... h the full duplex handset speakerphone and available in silver color. Also available in two-handset **CS6829-2** MSRP: 44.95 and threehandset CS6829-3 MSRP: 59.95 configurations. Available at Targe... lang:en score:21 filesize: 188.1 K page\_count: 5 document date: 2013-06-07

[pdf] User Manual Instructions Warranty

Vtech CS6829 IP Phone Manual Solved in freemanuals 2022 02 ||| Go to www.vtechphones.com to register your product for enhanced warranty support and the latest VTech product news. CS6829 **CS6829-2 CS6829-26** CS6829-3 DECT 6.0 cordless telephone BC User s manual Congratulations RQ SXUFKDLQJ RXU QHZ 97HFK SURGXFW HIRUH XVLQJ WKLJV WHOHSKRQH SOHDVH UH DG Importa... lang:tl score:20 filesize: 2.2 M page\_count: 56 document date: 2021-11-07



Press Release

**Media Contact:**  
Ryan Smith  
GolinHarris  
714-918-8231  
ryan.smith@golinharris.com

**NEW VTECH® PRODUCT LINE OPENS THE DOOR TO INNOVATIVE HOME COMMUNICATION**  
Led by the Industry's First Video Doorbell Cordless Phone, Diversified 2013 Product Line Adds to Consumers Security Mobile Connectivity and High Quality Communication Options

**BEAVERTON, Ore., May 7, 2013** –VTech® Communications, Inc. today announced availability of its 2013 line of phone systems with highlights including the **CS6829-2**™, a new video doorbell phone and added color to enhance the home or office. VTech Communications, Inc., a wholly owned subsidiary of VTECH Holdings LLC (NYSE: VTC), is the largest U.S. cordless phone manufacturer and an industry leader that delivers full featured products at accessible prices.

The 2013 Cordless model line grows with the industry's first cordless phone system with a video doorbell, while addressing consumers' needs for home/business use. In their homes:

- For the **security conscious** **galler** gallery, VTech's new 6SP 2.0 video doorbell phone system empowers homeowners with a better look at approaching visitors, using an instant photo sent to the phone handset and optional streaming video. Choosing to talk to visitors or observing them from inside the home is at the owner's hands.
- For the **mobile enthusiast** who relies on the cellphone but needs a solid connection at home, VTech's **CS6829-2** Cordless Phone System includes the DECT 6.0 cordless handset and a cordless handset. It allows users to connect up to two cellphones to the phone base in a location with strong cellular service while answering calls from the handset or headset. If there are two cellphones and a landline connected to the system, all three lines can be answered from any traditional handset.
- For the **video doorbell consumer**, VTech's CS6829-26 and CS6829-3 are affordable and feature rich with digital answering systems, color LCD, call waiting and a power saving sleep mode. The CS6829-26 answer phone is one with a large display and keypad on the base for easy speakerphone dialing when the handset is in another room. The CS6829-3 comes in eight vibrant colors, and the new phonebase CS6829-26 comes in three options: silver, red, and blue.
- For **business and their caregivers**, VTech's **CS6829-2** home telephone and personal communication system is an ideal accessory to help independent families and others remain safe and secure during emergencies.


"People have busy lifestyles and diverse communication needs that the 2013 VTech phone line addresses with a range of smart features, price points and unique designs," said Jeff Runko, senior vice president, product management, VTech Communications, Inc. "The cordless is truly for home use, providing a great way to manage the home or office. The video doorbell phone is a great way to see who's at the door, and the video doorbell phone for answering incoming calls and the CS6829-3 phone system for seniors. This year's product line reflects consumer needs for home/business products that make their lives easier and less of a communication challenge."

**Find the Department Out of Inventory at the Door**  
The VTech 6SP 2.0 6SP 2.0 6SP 2.0 video doorbell phone system delivers a cost effective option to homeowners concerned of security and their home safety. The two line cordless system and video monitor combines a versatile handset, multiple handsets and an easy to install digital camera on


Go to [www.vtechphones.com](http://www.vtechphones.com) to register your product for enhanced warranty support and the latest VTech product news.

CS6829  
CS6829-2  
CS6829-26  
CS6829-3


DECT 6.0 cordless telephone



User's manual







[\[pdf\]](#) User Manual Instructions Warranty Label


CS6829 AUM 5 cdn media vtechphones 80 p document2 products 7B008702 BAE6 44F3 8A56

7129EF1B4AC2

Go to [www.vtechphones.com](http://www.vtechphones.com) to register your product for enhanced warranty support and latest VTech product news. CS6829 **CS6829-2 CS6829-26** CS6829-3 DECT 6.0 cordless telephone BC Congratulations on purchasing your new VTech product.

Before using this telephone, please read Important safety instruct...

lang:en **score:18** filesize: 7.45 M page\_count: 2 document date: 2014-06-11



[\[pdf\]](#) User Manual Instructions Warranty Label


cdn media vtechphones CS6829 AUM 6 904 p document2 products 7B008702 BAE6 44F3 8A56

7129EF1B4AC2 |||

Go to [www.vtechphones.com](http://www.vtechphones.com) to register your product for enhanced warranty support and latest VTech product news. CS6829 **CS6829-2 CS6829-26** CS6829-3 DECT 6.0 cordless telephone BC Congratulations on purchasing your new VTech product.

Before using this telephone, please read Important safety instruct...

lang:en **score:18** filesize: 7.41 M page\_count: 2 document date: 2014-09-04



[\[pdf\]](#) User Manual Installation Guide Instructions Troubleshooting Guide Warranty

CS6829 X WEBCIB V3 20140611 VTT08732 Go to vtechphones User s manual Congratulations RQ

SXUFKDLVQJ RXU QHZ 97HFK SURGXFW %HIRUH XVLQJ WKLW WHOHSKRQH SOHDVH UHGD

Important safety instructions 7KLV PDQXDO KDV DOO WKH 2 26 3 DECT 6 0 cordless telephone

register your product for enhanced warranty support and latest VTech news BC on purchasing new

Before using this please read Precautions users of implanted cardiac pacemakers Cardiac applies only

digital telephones Wireless Technology Research LLC WTR an independent research entity led a

multidisciplinary evaluation the interference between portable wireless Supported by This has all feature

operations troubleshooting necessary install operate 9Tech 3lease UM 611 cdn media p document2

products 7B008702 BAE6 44F3 8A56 7129EF1B4AC2 80 687DA361 1D58 48D1 931F 5F7CF15EAD9A

Go to [www.vtechphones.com](http://www.vtechphones.com) to register your product for enhanced warranty support


and latest VTech product news. CS6829 **CS6829-2 CS6829-26** CS6829-3 DECT 6.0

cordless telephone BC User s manual Congratulations RQ SXUFKDLVQJ RXU QHZ

97HFK SURGXFW HIRUH XVLQJ WKLW WHOHSKRQH SOHDVH UHGD Important

S...

lang:en **score:14** filesize: 2.29 M page\_count: 56 document date: 2014-06-11



[\[pdf\]](#) User Manual Instructions Warranty

CS6829 X WEBCIB V5 20141205 VTT08732 Go to vtechphones User s manual Congratulations RQ

SXUFKDLVQJ RXU QHZ 97HFK SURGXFW %HIRUH XVLQJ WKLW WHOHSKRQH SOHDVH UHGD

Important safety instructions 7KLV PDQXDO KDV DOO WKH this Precautions for users of implanted

cardiac pacemakers Cardiac applies only digital cordless telephones Wireless Technology Research LLC

WTR an independent research entity led a multidisciplinary evaluation the interference between portable

wireless and Supported by Dec 05 2014 · 2 26 3 DECT 6 0 telephone register your product enhanced

warranty support on purchasing new VTech Before using please read This has all feature be followed

reduce risk fire electric shock injury including following 1 Read understand UM cdn media products CS p

document2 687DA361 1D58 48D1 931F 5F7CF15EAD9A web vtp 80 05D6C359 FC58 4A8D A17E

446FE9B81ABA 1AB53455 3A5E 4475 9464 A2764760D1CA

Go to [www.vtechphones.com](http://www.vtechphones.com) to register your product for enhanced warranty support


and the latest VTech product news. CS6829 **CS6829-2 CS6829-26** CS6829-3 DECT

6.0 cordless telephone BC User s manual Congratulations RQ SXUFKDLVQJ RXU

QHZ 97HFK SURGXFW HIRUH XVLQJ WKLW WHOHSKRQH SOHDVH UHGD

Importa...

lang:tl **score:13** filesize: 2.42 M page\_count: 56 document date: 2014-12-05




### [\[pdf\]](#) User Manual Instructions Warranty

CS6829 X WEBCIB V4 20140904 VTT08732 User s manual UM 4 904 cdn media vtechphones p document2 products 7B008702 BAE6 44F3 8A56 7129EF1B4AC2 |||

Go to [www.vtechphones.com](http://www.vtechphones.com) to register your product for enhanced warranty support and latest VTech product news. CS6829 **CS6829-2 CS6829-26** CS6829-3 DECT 6.0 cordless telephone BC User s manual Congratulations RQ SXUFKDV LQJ RXU QHZ 97HFK SURGXFW HIRUH XVLQJ WKLW WHOHSKRQH SOHDVH UH DG Important S...

lang:en score:12 filesize: 2.43 M page\_count: 54 document date: 2014-09-04



### [\[pdf\]](#) User Manual Instructions Warranty

CS6829 X WEBCIB V3 20140520 VTT08732 User s manual 3 UM cdn media vtechphones p document2 products 1AB53455 3A5E 4475 9464 A2764760D1CA 80 7B008702 BAE6 44F3 8A56 7129EF1B4AC2

Go to [www.vtechphones.com](http://www.vtechphones.com) to register your product for enhanced warranty support and latest VTech product news. CS6829 **CS6829-2 CS6829-26** CS6829-3 DECT 6.0 cordless telephone BC User s manual Congratulations RQ SXUFKDV LQJ RXU QHZ 97HFK SURGXFW HIRUH XVLQJ WKLW WHOHSKRQH SOHDVH UH DG Important S...

lang:en score:12 filesize: 2.47 M page\_count: 56 document date: 2014-05-22