

## Master Lock 4120KA-213

# Master Lock V Line 20mm Key Type 213 Brass Padlock User Manual

Model: 4120KA-213

## INTRODUCTION

The Master Lock No. 4120KA 213 Economy Padlock is designed for general security applications, featuring a durable brass body and a hardened steel shackle. This padlock is part of the Keyed Alike series, meaning multiple locks can be opened with the same key, offering convenience for users with several locking points. Its construction is engineered to resist environmental elements and cutting attempts, making it suitable for various indoor and outdoor uses.

Key features include:

- **Brass Body:** Provides resistance against corrosion and weathering.
- **Hardened Steel Shackle:** Offers enhanced resistance to cutting and sawing.
- **3-Pin Tumbler Cylinder:** Designed for greater pick resistance.
- **Keyed Alike:** Simplifies key management by allowing one key to open multiple compatible locks.



Image: The Master Lock V Line 20mm Brass Padlock shown alongside its two accompanying keys. The padlock features a solid brass body and a silver-colored shackle.

## SETUP AND INSTALLATION

---

The Master Lock V Line padlock is designed for straightforward use. No complex installation is required. Simply identify the item or area you wish to secure.

1. **Identify Application:** Determine where the padlock will be used, such as on a cabinet, fence, locker, or luggage.
2. **Insert Key:** Insert one of the provided keys into the keyway at the bottom of the padlock.
3. **Turn Key:** Turn the key clockwise to unlock the shackle. The shackle will spring open.
4. **Position Shackle:** Place the open shackle around the items or through the hasp you intend to secure.
5. **Close Shackle:** Press the shackle firmly back into the padlock body until it clicks shut.
6. **Remove Key:** Turn the key counter-clockwise and remove it. The padlock is now secured.




Image: A Master Lock V Line 20mm Brass Padlock securing the zipper of a blue and pink bag. Adjacent icons illustrate common applications: cabinets, first aid kits, lockers, and luggage, highlighting the padlock's versatility.

## OPERATING INSTRUCTIONS

---

Operating your Master Lock padlock is simple and intuitive.

### To Lock:

- Ensure the shackle is positioned through the item(s) to be secured.
- Push the shackle down into the padlock body until you hear a distinct click. This indicates the shackle is locked.
- Gently pull on the shackle to confirm it is securely locked before leaving.

### To Unlock:

- Insert the correct key into the keyway.

- Turn the key clockwise until the shackle springs open.
- Remove the shackle from the secured item(s).
- Turn the key counter-clockwise and remove it from the keyway.

## MAINTENANCE

---

Proper maintenance will extend the life and functionality of your Master Lock padlock.

- **Cleaning:** Periodically wipe the padlock body and shackle with a clean, dry cloth to remove dirt and grime. For brass components, a mild brass cleaner can be used if desired, but avoid harsh abrasives.
- **Lubrication:** If the key becomes difficult to turn or the shackle sticks, apply a small amount of graphite lubricant or a silicone-based spray lubricant into the keyway and around the shackle entry points. Avoid oil-based lubricants as they can attract dirt.
- **Storage:** When not in use, store the padlock in a dry environment to prevent excessive exposure to moisture, which can lead to corrosion over time, especially in humid conditions.

## TROUBLESHOOTING

---

If you encounter issues with your Master Lock padlock, consider the following common solutions:

### Key is Difficult to Turn or Won't Turn:

- **Wrong Key:** Ensure you are using the correct key for this specific padlock. Although it is "Keyed Alike" with others of the same series, it will not open with a different key type.
- **Debris in Keyway:** Inspect the keyway for any foreign objects, dirt, or debris. Use compressed air or a small, non-metallic pick to gently clear any obstructions.
- **Lack of Lubrication:** Apply a small amount of graphite or silicone-based lubricant into the keyway and try turning the key again.

### Shackle is Stuck or Won't Open/Close:

- **Corrosion:** If the padlock has been exposed to moisture, corrosion might be present. Apply a penetrating lubricant to the shackle entry points and work the shackle back and forth.
- **Misalignment:** Ensure the shackle is properly aligned with the holes in the padlock body when attempting to close it.
- **Damage:** Inspect the shackle and padlock body for any visible damage or deformation that might prevent proper operation.

If these steps do not resolve the issue, please refer to the warranty and support section for further assistance.

## SPECIFICATIONS

---

Detailed specifications for the Master Lock No. 4120KA 213 Economy Padlock:

Feature	Detail
Brand	Master Lock
Model Name	FBA_4120KA-213
Lock Type	Key Lock
Material	Alloy Steel, Brass
Color	Brass

Feature	Detail
Item Dimensions (L x W x H)	1.18 x 0.79 x 1.97 inches (3 x 2 x 5 cm)
Item Weight	1.36 ounces (0.04 Kilograms)
Shackle Diameter	5/32 inch (4mm)
Shackle Height	7/16 inch (11mm)
Body Width	3/4 inch (19mm)
Keys Included	2 per lock, Keyed Alike (Key number 213)
Recommended Uses	Indoor & Outdoor (e.g., cabinets, fences)

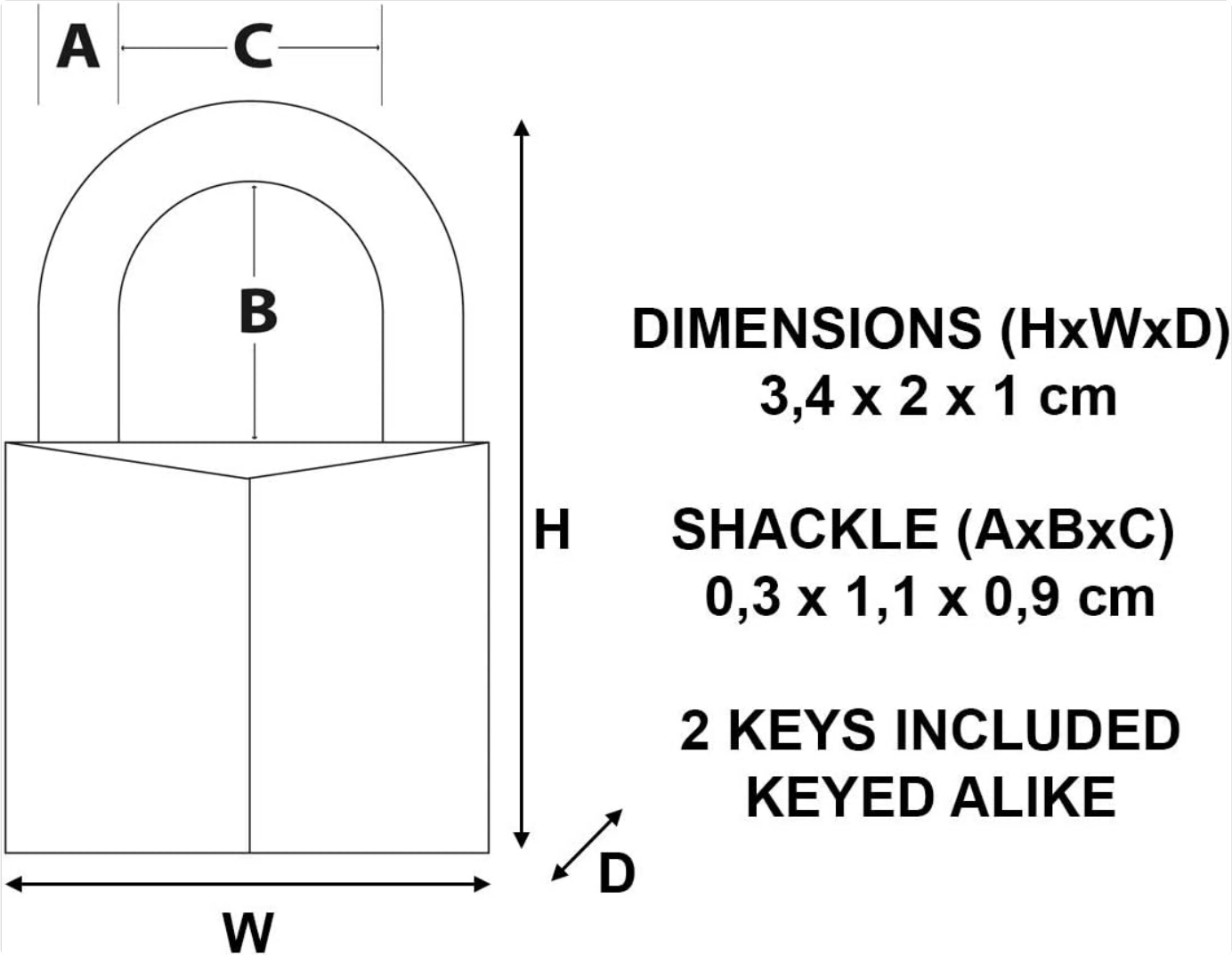


Image: A technical drawing illustrating the dimensions of the Master Lock V Line 20mm Brass Padlock, including overall height, width, depth, and shackle dimensions (A, B, C).

WARRANTY AND SUPPORT

Master Lock stands behind the quality of its products.

Limited Lifetime Warranty:

This Master Lock padlock is backed by a Limited Lifetime Warranty. This warranty covers defects in material and workmanship for the life of the product. For specific terms, conditions, and limitations of the warranty, please refer to the official Master Lock



website or contact their customer service.







Image: The Master Lock V Line 20mm Brass Padlock displayed with a prominent "Limited Lifetime Warranty" badge, indicating the product's long-term guarantee against defects.

### Customer Support:

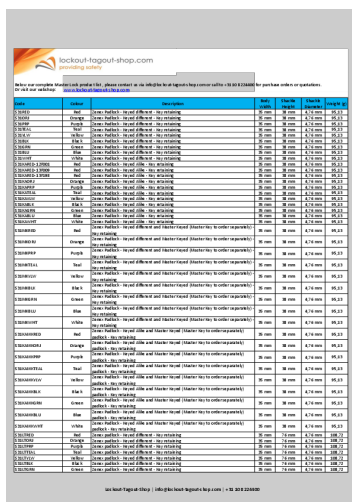
For further assistance, technical support, or warranty claims, please visit the official Master Lock website or contact their customer service department. You can typically find contact information and FAQs on their support pages.

**Master Lock Official Website:** [www.masterlock.com](http://www.masterlock.com)

## Related Documents

	<p><a href="#">Master Lock Combination Lock with Key: Setting and Retrieving Your Code</a></p> <p>Learn how to easily set a new combination and retrieve a lost code for your Master Lock combination padlock with key. Step-by-step instructions for security and convenience.</p>
	<p><a href="#">How to Change Combination on Master Lock M176XDLH Padlock</a></p> <p>Step-by-step instructions for changing the combination on your Master Lock M176XDLH padlock. Learn how to reset your combination easily and securely.</p>
	<p><a href="#">Master Lock #5400D Key Storage Combination Lock Instructions</a></p> <p>Comprehensive instructions for operating, setting combinations, and using the Master Lock #5400D portable key safe with shackle. Learn how to open, secure, and maintain your key storage lock.</p>
	<p><a href="#">Master Lock Combination Lock Identification: Serial and Date Codes</a></p> <p>Learn how to identify serial and date codes on Master Lock combination locks, including retail packaged models like the 1500D and commercial models like the 1502. Understand how to find identification numbers for your lock.</p>

## Documents - Master Lock – 4120KA-213



Part	Model	Description	Unit	Price	Weight	Material
4120	4120	Master Lock Combination Lock with Key	30 mm	€ 12.00	100 g	Steel
4120KA	4120KA	Master Lock Combination Lock with Key	30 mm	€ 12.00	100 g	Steel
4120KA-123	4120KA-123	Master Lock Combination Lock with Key	30 mm	€ 12.00	100 g	Steel
4120KA-132	4120KA-132	Master Lock Combination Lock with Key	30 mm	€ 12.00	100 g	Steel
4120KA-213	4120KA-213	Master Lock Combination Lock with Key	30 mm	€ 12.00	100 g	Steel
4120KA-243	4120KA-243	Master Lock Combination Lock with Key	30 mm	€ 12.00	100 g	Steel
4120KA-142	4120KA-142	Master Lock Combination Lock with Key	30 mm	€ 12.00	100 g	Steel
4120KA-314	4120KA-314	Master Lock Combination Lock with Key	30 mm	€ 12.00	100 g	Steel
4130LJ	4130LJ	Master Lock Combination Lock with Key	30 mm	€ 12.00	100 g	Steel
4130KALJ	4130KALJ	Master Lock Combination Lock with Key	30 mm	€ 12.00	100 g	Steel
4130KALJ-134	4130KALJ-134	Master Lock Combination Lock with Key	30 mm	€ 12.00	100 g	Steel
4130KALJ-213	4130KALJ-213	Master Lock Combination Lock with Key	30 mm	€ 12.00	100 g	Steel
4130KALJ-343	4130KALJ-343	Master Lock Combination Lock with Key	30 mm	€ 12.00	100 g	Steel
4135	4135	Master Lock Combination Lock with Key	30 mm	€ 12.00	100 g	Steel

[pdf]

Ralf Dunnebie master lock product list static webshopapp shops 069323 files 028592489 |||

Below our complete Master Lock product list , please contact us via info lockout-tagout-shop.com or ... P 130EURD 130EURDLJ 140EURD 140EURT 140EURQNOP 140EURDLH 150EURD 160EURD 4120 4120KA-123 4120KA-132 **4120KA-213** 4130 4130KA-243 4130KA-142 4130KA-314 4130LJ 4130KALJ-134 4130KALJ-213 4130KALJ-343 4135 ...

lang:en score:10 filesize: 1.37 M page\_count: 42 document date: 2014-07-17

