

Manuals.plus /

- › F10 /
- › F10 SC Concentrated Veterinary Disinfectant User Manual (3.4 fl oz)

F10 F10 SC



F10 SC Concentrated Veterinary Disinfectant User Manual

MODEL: F10 SC (3.4 FL OZ)

1. Introduction

This manual provides comprehensive instructions for the safe and effective use of F10 SC Concentrated Veterinary Disinfectant. F10 SC is a broad-spectrum disinfectant designed for cleaning and disinfection of hard, non-porous surfaces, equipment, and instruments in various animal care environments. Please read this manual thoroughly before use to ensure proper application and safety.

2. Safety Information

DANGER: KEEP OUT OF THE REACH OF CHILDREN.

F10 SC is a concentrated product and must be diluted before use. Direct contact with the concentrate can cause irritation. Always handle with care and follow dilution instructions precisely.

First Aid Measures:

- **If in eyes:** Hold eye open and rinse slowly and gently with water for 15-20 minutes. Remove contact lenses, if present, after the first 5 minutes, then continue rinsing eye. Call a Poison Control Center or doctor for treatment advice.
- **If on skin:** Wash thoroughly with soap and water. If irritation persists, seek medical attention.
- **If swallowed:** Do not induce vomiting. Call a Poison Control Center or doctor immediately.
- **If inhaled:** Move to fresh air. If breathing difficulties occur, seek medical attention.

Always wear appropriate personal protective equipment (PPE) such as gloves and eye protection when handling the concentrate or diluted solution.

3. Product Overview

Product Description:

F10 SC is a highly effective, broad-spectrum veterinary disinfectant concentrate. It is formulated to kill harmful viruses, bacteria, and fungi, ensuring a hygienic environment for animals.

Key Features:

- **Effective Disinfectant:** Powerful enough to kill harmful viruses, bacteria, and fungi.
- **Super Concentrate:** Designed for dilution, offering economical and convenient application and storage.
- **Non-Toxic, Non-Corrosive & Biodegradable:** Safe for use around animals and humans when diluted correctly. Aldehyde and Iodine Free.
- **Rinsing Free:** No need to rinse off after application; F10 remains active, providing residual effect even after air drying.

Features



EFFECTIVE DISINFECTANT

F10 veterinary disinfectant is a one-step cleaning liquid that works as an effective disinfectant. Powerful enough to kill harmful viruses, bacteria, & fungi.



SUPER CONCENTRATE

F10 is typically sold in concentrations, meant to be diluted in water for convenient application and storage.



NON TOXIC, NON CORROSIVE & BIO DEGRADABLE

No adverse effect on human, animal or non living object with effective results on bacteria & virus. F10 is also Aldehyde and Iodine Free



RINSING FREE

No need to rinse off after application. F10 stays active providing on going residual effect even after air dries!

Image: Key features of F10 SC Concentrated Veterinary Disinfectant.

Benefits:

- **Safe:** No adverse effects on people, animals, surfaces, or equipment when used as directed.
- **Ecological Friendly:** A biodegradable product that is not a hazard when used at recommended dilution rates.

- **Highly Cost Effective:** A small amount of concentrate yields a large volume of disinfectant, saving space and money.

Benefits



SAFE

No adverse effects on people, animals, surfaces or equipments.



ECOLOGICAL FRIENDLY

F10 SC is a biodegradable product and as per the recommended dilution rates, it is not a hazard.



HIGHLY COST EFFECTIVE

F10 SC is a concentrate and can create a large volume of disinfectant by simply adding a small amount of concentrate liquid in a water. A small amount of F10 SC saves a lot of space and money.

Image: Benefits of using F10 SC Concentrated Veterinary Disinfectant.

Ingredients:

Alkyl (50% C14, 40% C12, 10% C16) Dimethyl benzyl ammonium chloride 5.4%, Poly (hexamethylene biguanide) hydrochloride 0.4%, Other Ingredients 94.2%.

4. Setup (Preparation)

Materials Needed:

- F10 SC Concentrated Veterinary Disinfectant
- Clean water
- Measuring tool (e.g., syringe, measuring spoon)
- Appropriate application tool (e.g., spray bottle, mop, sponge, cloth)
- Personal Protective Equipment (PPE): gloves, eye protection

Dilution Ratios:

F10 SC is a concentrate and must be diluted with water according to the desired level of disinfection. The

following ratios are recommended:

- **General Disinfection:** 1:500 (2 ml of F10 SC per 1 liter of water)
- **High-Level Disinfection (against Bacteria, Fungi, and most Viruses):**1:250 (4 ml of F10 SC per 1 liter of water)
- **For Resistant Viruses and Bacterial Spores:** 1:100 (8 ml of F10 SC per 1 liter of water)

Mixing Instructions:

1. Measure the required amount of F10 SC concentrate using a precise measuring tool.
2. Add the measured concentrate to the appropriate volume of clean water.
3. Mix thoroughly to ensure even distribution.

Dilution & Direction of Use

Dilution Ratio:

- ◆ General disinfection at 1 : 500 (2ml in 1 liter of water).
- ◆ High level disinfection against Bacteria, Fungi and most Viruses at 1 : 250 (4ml to 1 liter of water).
- ◆ For use against the most resistant viruses at 1 : 100 (8ml in 1 liter of water).
- ◆ No Need to Rinse Off after application.

Direction of Use

- ◆ Remove dirt from surface as pre cleaning.
- ◆ Add require amount of F10 SC to 1 Liter water.
- ◆ Spray or Wash the surface or object.
- ◆ Leave it to air dry no need to rinse or wipe off.

Image: Detailed dilution ratios and directions for use.

5. Operating (Application)

General Application Steps:

1. **Pre-Clean:** Firstly, clear away any gross debris and rinse the surface with water to remove organic matter.
2. **Apply Solution:** Apply the prepared F10 SC diluted solution to the hard, non-porous surfaces using a

cloth, mop, sponge, spray bottle, or pump sprayer. Ensure the entire surface is thoroughly wetted.

3. **Air Dry:** Allow the surface to air dry. There is no need to rinse off the solution after application, as F10 SC remains effective even after air drying.



Image: Application of F10 SC disinfectant by mopping.

Versatile Applications:

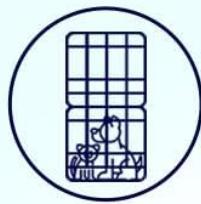
F10 SC can be used in a wide range of environments and for various items:

- **Animal Housing:** Kennels, catteries, bird cages, reptile terrariums, rabbit cages, litter boxes, habitats.
- **Surfaces:** Floors, racks, shelving, walls, countertops, and other hard, non-porous surfaces.
- **Equipment:** Water bowls, food preparation areas, perches, toys, instruments, and inside incubators.
- **Professional Settings:** Veterinary practices, zoological institutions, animal shelters, and research laboratories.

Multiple Usages & Disinfections



Cages & Terrariums



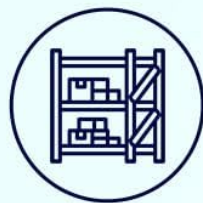
Kennels & Catteries



Breeders



Vet Practices




Racks, Shelving etc.

F10
PRODUCTS



Animal Shelters



Fogging



Instruments & Equipments



Floor & Hard Surfaces



Research Labs

Image: Multiple usages and disinfection applications for F10 products.

6. Maintenance

Storage of Concentrate:

Store the F10 SC concentrate in its original, tightly sealed container in a cool, dry place, away from direct sunlight and extreme temperatures. Ensure it is stored out of the reach of children and pets.

Stability of Diluted Solution:

For optimal efficacy, prepare only the amount of diluted solution needed for immediate use. It is recommended to use freshly prepared solutions. If storing diluted solution, ensure it is in a clean, labeled container and use within one week.

7. Troubleshooting

Ineffective Disinfection:

- **Incorrect Dilution:** Verify that the F10 SC concentrate was diluted precisely according to the recommended ratios for the intended application. Too little concentrate will reduce efficacy.
- **Insufficient Pre-Cleaning:** Ensure all surfaces are thoroughly cleaned of organic debris (dirt, feces,

food particles) before applying the disinfectant. Organic matter can reduce the effectiveness of disinfectants.

- **Inadequate Contact Time:** The solution must remain in contact with the surface until it air dries to achieve full disinfection. Do not rinse off prematurely.

Skin or Eye Irritation:

If irritation occurs after contact with diluted solution, rinse the affected area thoroughly with water. If irritation persists, or if contact was made with the concentrate, refer to the First Aid measures in Section 2 and seek medical attention if necessary.

8. Specifications

Attribute	Detail
Product Name	F10 SC Concentrated Veterinary Disinfectant
Model	F10 SC
Size	3.4 Fl Oz (100 ml)
Item Weight	4.2 ounces
Manufacturer	Health and Hygiene (Pty) Ltd.
ASIN	B00DR25TSG
EPA Registration No.	79755-6
Scent	Odorless
Item Form	Liquid
Material Feature	Biodegradable

9. Warranty and Support

Warranty Information:

Specific warranty information for F10 SC Concentrated Veterinary Disinfectant is not explicitly provided in the product details. For detailed warranty terms and conditions, please refer to the manufacturer's official website or contact the seller directly.

Product Support:

For any questions regarding the use, storage, or efficacy of F10 SC Concentrated Veterinary Disinfectant, please contact the manufacturer, Health and Hygiene (Pty) Ltd., or the seller, Kwik Retail, through the Amazon platform. Always provide your product's ASIN (B00DR25TSG) when seeking support.