

Manuals+

[Q & A](#) | [Deep Search](#) | [Upload](#)

[manuals.plus](#) /

› [Nu-Calgon](#) /

› [Nu-Calgon 428734 Ice Machine Cleaner User Manual](#)

Nu-Calgon 428734

Nu-Calgon 428734 Ice Machine Cleaner User Manual

Model: 428734

INTRODUCTION

This manual provides comprehensive instructions for the safe and effective use of the Nu-Calgon 428734 Ice Machine Cleaner. This product is designed to clean ice machines, ensuring optimal performance and hygiene. It is a genuine replacement part and a Nu-Calgon item, also compatible with Whirlpool machines.

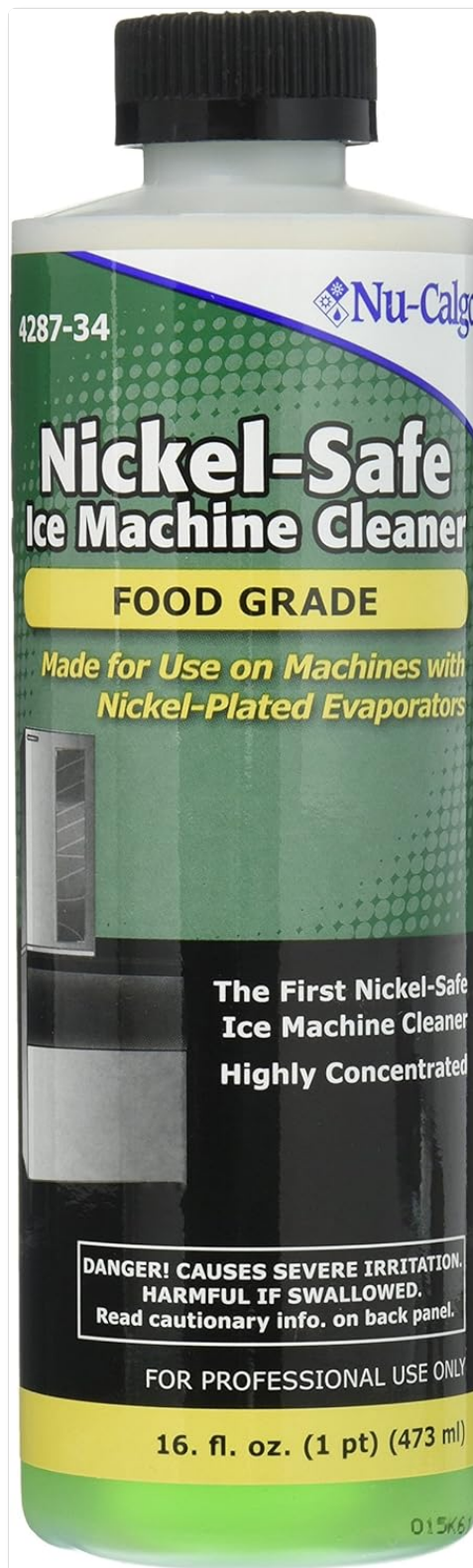


Figure 1: Nu-Calgon 428734 Ice Machine Cleaner (Front View)

This image displays the front label of the Nu-Calgon 428734 Ice Machine Cleaner bottle. The label highlights "Nickel-Safe," "FOOD GRADE," and "Made for Use on Machines with Nickel-Plated Evaporators," indicating its specialized and safe formulation for ice machine components.

SAFETY INFORMATION

WARNING: This product is for professional use only and must be used in accordance with HVACR professional guidelines.

- **DANGER!** Causes severe irritation. Harmful if swallowed.
- May be corrosive to metals.
- Causes skin irritation. Causes serious eye damage.

Prevention:

- Wear eye/face protection.
- Wear protective gloves.
- Wash thoroughly after handling.
- Keep only in original container.

Response (First Aid):

- **IF IN EYES:** Rinse cautiously with water for several minutes. Remove contact lenses, if present and easy to do. Continue rinsing. Immediately call a poison center/doctor.
- **IF ON SKIN:** Wash with plenty of water. If skin irritation occurs: Get medical advice/attention. Take off contaminated clothing and wash before reuse.
- Absorb spillage to prevent material damage.

Storage & Disposal:

- **STORAGE:** Store in corrosive resistant container with a resistant inner liner.
- **DISPOSAL:** Dispose of waste and residues in accordance with local authority requirements.

This product has been authorized by the U.S.D.A. for use in federally inspected meat and poultry establishments.



Figure 2: Nu-Calgon 428734 Ice Machine Cleaner (Back View)

This image shows the back label of the Nu-Calgon 428734 Ice Machine Cleaner bottle, detailing important directions for use and comprehensive safety information, including warnings, prevention measures, and first aid instructions.

SETUP AND PREPARATION

Before beginning the cleaning process, ensure you have read and understood all safety information. This product is intended for use by HVACR professionals only.

1. Turn off refrigeration and shut off the water supply to the ice machine.
2. Remove all ice from the bin.

3. Remove the water trough, water curtain(s), water distribution tube(s), and any other parts that may have sealed deposits.

OPERATING INSTRUCTIONS (CLEANING PROCESS)

Follow these steps carefully for effective cleaning:

4. Mix 3 fluid ounces of Nickel-Safe Ice Machine Cleaner per gallon of warm water in a plastic container.
5. Place the removed components (water trough, water curtain(s), water distribution tube(s), etc.) into the solution. Soak them until they are free of deposits. For stubborn or thick deposits, use a soft brush to aid the dissolving action.
6. Use the cleaning solution to clean the storage bin's top, bottom, side extensions, and any other components where deposits have collected. After cleaning, rinse these areas with fresh water.
7. Replace all cleaned components and turn on the water supply to the machine.
8. To clean the evaporator and the remaining recirculating water system, add Nickel-Safe cleaner to the water in the ice maker according to the manufacturer's instructions. If specific instructions are unavailable, use 5 fluid ounces of Nickel-Safe cleaner per gallon of water in the machine.
9. Allow the cleaning solution to circulate for up to 10 minutes. For heavier or thicker scale deposits, it may be necessary to recirculate the solution for longer. Ensure all distribution and weep holes are clear.
10. Drain the cleaning solution and flush with fresh water for a minimum of 30 seconds. After flushing, plug the drain.
11. Thoroughly rinse the bin with clean water after all components are cleaned.
12. Return the ice machine to service. Discard the first batch of ice produced after cleaning.

MAINTENANCE

Regular cleaning with Nu-Calgon 428734 Ice Machine Cleaner is essential for maintaining your ice machine's efficiency and extending its lifespan. The frequency of cleaning depends on water hardness and usage, but a general recommendation is to clean the machine every 3 to 6 months, or as recommended by your ice machine manufacturer.

- Always follow the cleaning instructions provided in the "Operating Instructions" section.
- Ensure thorough rinsing after each cleaning cycle to remove all cleaner residue.
- Regularly inspect removable components for scale buildup and clean as necessary.

TROUBLESHOOTING

This section addresses common issues related to ice machine performance that can often be resolved with proper cleaning.

Problem	Possible Cause	Solution
Reduced Ice Production	Scale buildup on evaporator or water distribution system.	Perform a thorough cleaning cycle as per "Operating Instructions".
Cloudy or Soft Ice	Mineral deposits in water system or ice bin.	Clean all components and the ice bin thoroughly. Ensure proper rinsing.
Unusual Odor/Taste in Ice	Bacterial growth or mineral deposits.	Clean the entire ice machine system, including the bin, with the cleaner. Ensure proper sanitation.
Machine Not Draining Properly	Drain line blockage due to scale.	Ensure drain lines are clear during the cleaning process. Repeat flushing if necessary.

If issues persist after following these steps, consult a qualified HVACR professional.

SPECIFICATIONS

Attribute	Detail
Brand Name	Nu-Calgon
Model Number	428734 (also 4287-34)
Item Weight	1 pound
Product Dimensions	1.5 x 2.5 x 3.5 inches
Color	Green
Included Components	Ice Machine Cleaner
ASIN	B00DM8K4EO
Date First Available	August 15, 2008

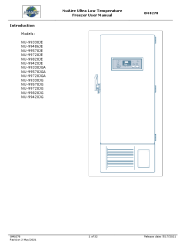







Figure 3: Product Dimensions

This image illustrates the physical dimensions of the Nu-Calgon 428734 Ice Machine Cleaner bottle, showing its height as approximately 8.3 inches (21 cm) for scale.

WARRANTY AND SUPPORT

For specific warranty information regarding the Nu-Calgon 428734 Ice Machine Cleaner, please refer to the product packaging or contact Nu-Calgon directly. As a genuine replacement part, it adheres to the quality standards of Nu-Calgon. For technical support or further inquiries, please visit the official Nu-Calgon website or contact their customer service department. Contact information is typically available on the product label or their official website. Nu-Calgon contact information from back label: [Nu-Calgon](#) | [2008 Altom Court](#) | [St. Louis, MO 63146](#) | [800-554-5499](#) | [www.nucalgon.com](#)

	<p>NuAire Ultra Low Temperature Freezer User Manual</p> <p>User manual providing comprehensive instructions, safety guidelines, specifications, and troubleshooting for NuAire Ultra Low Temperature Freezers, including models like NU-99338JE and others.</p>
	<p>Numatic Nu-Clean Compact 220NX NCC.220.NX Scrubber Dryer Manual</p> <p>Comprehensive user manual for the Numatic Nu-Clean Compact 220NX NCC.220.NX scrubber dryer, covering setup, operation, maintenance, and troubleshooting. Includes safety information and technical specifications.</p>
	<p>Nu-Calgon Special HD CalClean: Heavy-Duty Coil Cleaner for Electronic Air Filters</p> <p>Discover Nu-Calgon Special HD CalClean, an extra-strong liquid detergent designed for effective cleaning of electronic air filters. Learn about its powerful formula, biodegradability, NSF registration, and simple application for removing tough dirt, grease, and smoke tar.</p>
	<p>Numatic Nu-Clean Compact 220NX NCC.220.NX Scrubber Dryer Manual</p> <p>This document provides comprehensive instructions for the Numatic Nu-Clean Compact 220NX NCC.220.NX scrubber dryer, covering setup, operation, maintenance, and troubleshooting.</p>
	<p>Lennox Parts & Supplies Quick Reference Guide 2022</p> <p>Explore the Lennox Parts & Supplies Quick Reference Guide for 2022, featuring a comprehensive catalog of chemicals, ducting, electrical components, fittings, install items, pumps, thermostats, and tools. Find product details and catalog numbers for various HVACR system components.</p>
	<p>Nuvoton Nu-Link Debug Adapter User Manual</p> <p>This user manual provides comprehensive details on the Nuvoton Nu-Link Debug Adapter, covering its hardware specifications, main functions like debugging and programming, installation, and setup procedures for various development tools including Keil MDK, IAR EWARM, and NuEclipse GCC. It also includes appendix information on operating current and automatic IC programming systems.</p>

CLIPLIGHT

MODEL	REASONING
Realtek	SUPER SAI 10000
7700T	6-UPPER SAI 10000

DIVERSITECH

[illegible]

[\[pdf\]](#) Specifications

Specification Sheet Nu Calgon 408203 NU408203 1 southernpipe ASSETS DOCUMENTS CMS EN ||

CLIGHT 60 CHEMICALS MODEL # 944KIT DESCRIPTION SUPER SEAL

Hvacr 972kit cliplight super seal ... t voOxtion lor emergenF and

permanent repair. WATER FILTRATION MAINTENANCE MODEL # DESCRIPTION

428734 NICKEL SAFE ICE MACHINE CLEANER 16 OZ. **428708** NICKEL SAFE ICE MACHINE CLEANER GALLON NiFN...

lang:nl score:27 filesize: 272.77 K page_count: 11 document date: 2015-01-10

[\[pdf\]](#) Datasheet Safety Datasheet

Microsoft Word Canada Nickel Safe Ice Machine Cleaner English MSDS 2014 KAlcock Nu Calgon

428734 IMC 16 fl oz Green Buy Cleaners More at Southern Pipe Supply NU428734 1 southernpipe

ASSETS DOCUMENTS CMS EN ||

MATERIAL SAFETY DATA SHEET 1. Product and Company Identification Product

name CAS # Product Use Manufacturer Nickel-Safe Ice Machine Cleaner 4287

Mixture Cleaning scale from ice machines Nu-Calgon 2008 Altom Court St. Louis, MO

63146 US Phone: 314-469-7000 / 800-554-5499 Emergency Phone: 1-800-...

lang:en score:23 filesize: 141.88 K page count: 6 document date: 2014-08-18

MATERIAL SAFETY DATA SHEET

1. Product and Company Identification

Product and Company Information	
Product name	Nicola-Safe Ice Machine Cleaner (4297)
CAS#	Mixture
Product Use	Cleaning scale from ice machines
Manufacturer	Ni-Calgion 2008 Alton Court Beverly Hills, CA 90212

2. Hazards Identification

2. HAZARDOUS IDENTIFICATION	
Emergency overview	<p>WARNING</p> <p>Corrosive to metal. Causes serious eye damage. Causes skin irritation.</p>
Potential for harmful health effects	
Routes of exposure	Inhalation, Ingestion, Skin contact, Eye contact.
Eyes	Avoid contact with eyes. May cause severe irritation to chemical burns.
Skin	Avoid contact with the skin. This product is not corrosive based on test data.
Inhalation	Prolonged inhalation may be harmful. Avoid breathing dust/fumes/mists/aerosols/vapors.
Ingestion	Do not ingest. Harmful if swallowed. May cause stomach disorders, nausea or vomiting. Components of the product may be absorbed into the body by ingestion.
Target organs	Eyes, Lungs, Respiratory system.
Signs and symptoms	Symptoms may include itching, burning, redness, swelling, and blurred vision. Skin irritation. Permanent eye damage including blindness could result. May cause redness and pain.

Composition Information on Ingredients

Components	CAS#	Percent
Phosphoric acid	7664-38-2	15-40
Oitic acid	77-60-9	3-7

A First Aid Manual

4. First Aid Measures	
First aid procedures	For eyes: Flush cautiously with water for several minutes. Remove contact lenses, if present and easy to do. Continue flushing. Immediately call a poison center/doctor.
Eye contact	For skin: Wash with plenty of water. If skin irritation occurs: Get medical attention. Take off contaminated clothing and shoes.
Skin contact	Move to fresh air. If breathing is difficult, remove to fresh air and keep at rest in a position comfortable for breathing. Call a physician if symptoms develop or persist.
Inhalation	Evacuate, or to fresh air. If breathing is difficult, remove to fresh air and keep at rest in a position comfortable for breathing. Call a physician if symptoms develop or persist.
ingestion	Do not induce vomiting. If symptoms develop or persist, call a physician. Do not induce vomiting. If symptoms develop or persist, call a physician. Do not induce vomiting. If symptoms develop or persist, call a physician.
Notes to physician	Obtain medical attention. Obtain medical attention. Obtain medical attention. Obtain medical attention.
General advice	Obtain medical attention. Obtain medical attention. Obtain medical attention. Obtain medical attention.

5. Fire Fighting Measures

Flammable properties	Not flammable by WHGHS criteria.
----------------------	----------------------------------