

PlayStation 10003

The Order: 1886 Standard Edition Instruction Manual

Model: 10003 | Platform: PlayStation 4

1. INTRODUCTION

The Order: 1886 re-writes history by introducing a unique vision of Victorian-Era London where myths and technology co-exist. As a member of an elite order of knights, join a centuries-old war that will determine the course of history forever. The game introduces a unique mythology that will fuse actual history with twists on familiar myths and legends to create an alternate history from the one we know today. The game's unique filmic presentation is designed to replicate the texture of film and use real-world motion picture and cinematography techniques to emphasize dramatic character performance and realism. Created and developed by Ready At Dawn Studios, award-winning developers of *Daxter*, *God of War: Chains of Olympus* and *God of War: Ghost of Sparta*. The studio is known for pushing their target hardware to its limits.

PS4™

Only On PlayStation.

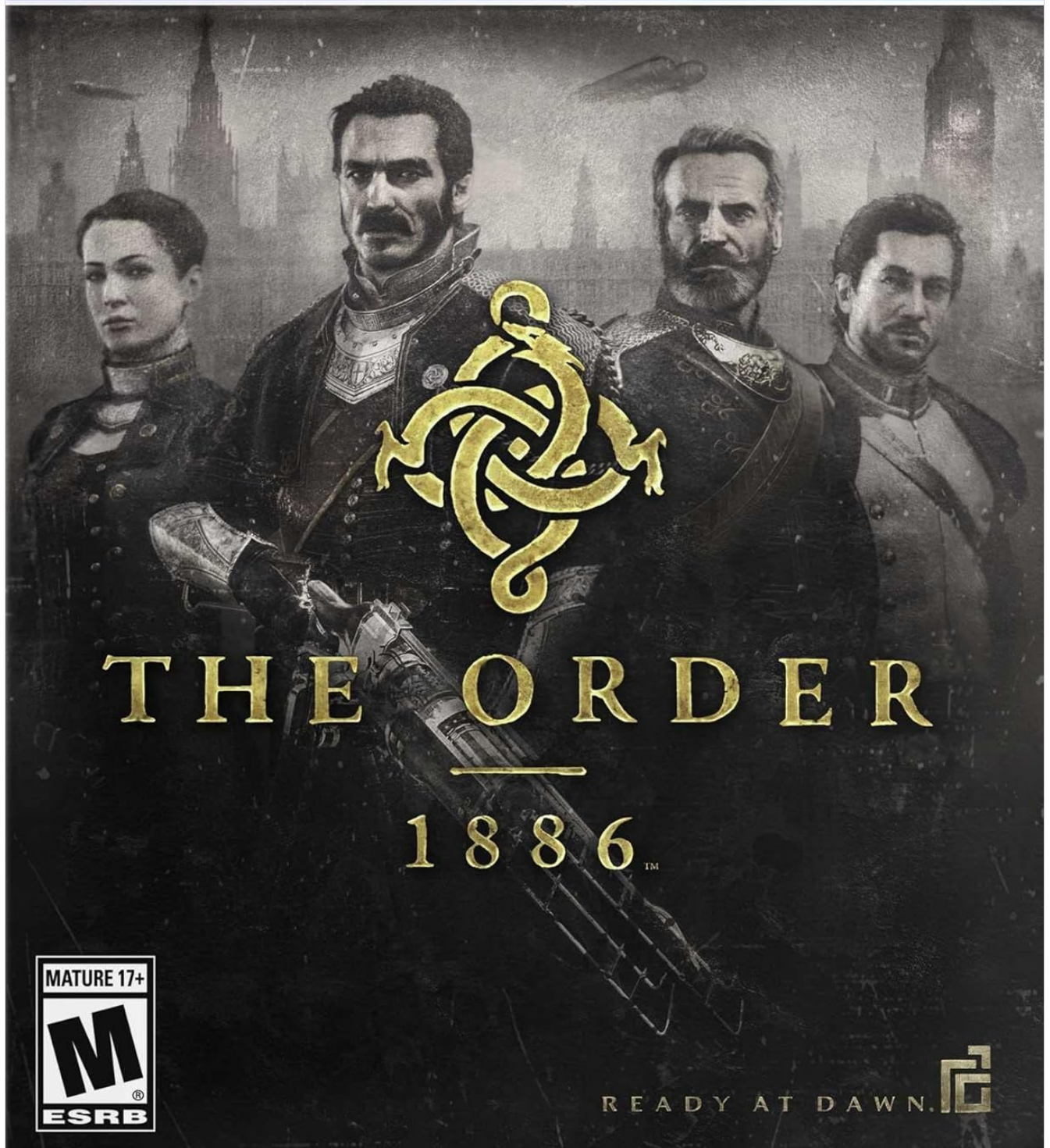


Figure 1: Front cover of The Order: 1886 game for PlayStation 4.

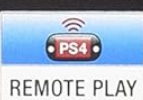
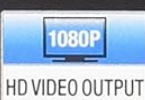
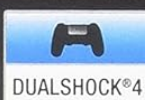

**"Crazy-ambitious
and highly cinematic"**
- *Entertainment Weekly*

DISCOVER HISTORY'S DARKEST SECRET.

The Order: 1886™ introduces players to a unique vision of Victorian-Era London where Man uses advanced technology to battle a powerful and ancient foe. As Galahad, a member of an elite order of Knights, join a centuries-old war that will determine the course of history forever.



www.TheOrderGame.com



• PSN online features require broadband internet service and a Sony Entertainment Network ("SEN") account. Use of PSN and SEN account are subject to the Terms of Service and User Agreement and applicable privacy policy (see terms at sonyentertainmentnetwork.com/terms-of-service & sonyentertainmentnetwork.com/privacy-policy). Software subject to license (see terms at us.playstation.com/softwarelicense). SCEA may retire the online portion of this game at any time. Licensed for distribution in the US and Canada on the PS4 system. © 2015 Sony Computer Entertainment America LLC. The Order: 1886 is a trademark of Sony Computer Entertainment America LLC. Created and developed by Ready At Dawn Studios LLC. "Blu-ray Disc" and "Blu-ray disc logo" are trademarks of the Blu-ray Disc Association. Video output in Full HD 1080p (Widescreen 2.40:1) requires 1080p native display. Manufactured and printed in the USA.

www.us.playstation.com

10003



Sony Computer Entertainment America LLC
2207 Bridgepointe Parkway, San Mateo, CA 94404



WARNING IF YOU HAVE A HISTORY OF EPILEPSY OR SEIZURES, CONSULT A DOCTOR BEFORE USE. CERTAIN PATTERNS MAY TRIGGER SEIZURES WITH NO PRIOR HISTORY. BEFORE USING AND FOR MORE DETAILS SEE INSTRUCTIONS FOR THIS PRODUCT.



Blood and Gore
Intense Violence
Nudity
Sexual Content
Strong Language

Figure 2: Back cover of The Order: 1886 game, detailing features and system requirements.

2. SETUP

To begin playing The Order: 1886 on your PlayStation 4 console, follow these steps:

1. **Insert the Game Disc:** Gently insert The Order: 1886 Blu-ray disc into your PlayStation 4 console's disc drive. The console will automatically detect the game.

2. **Installation:** The game will begin installing necessary data to your console's hard drive. Ensure you have sufficient HDD space. An internet connection may be required for initial updates.
3. **Controller Connection:** Connect your DUALSHOCK 4 wireless controller to the PlayStation 4 console. Ensure it is charged and properly synced.
4. **Display Setup:** Ensure your display device (TV or monitor) is connected via HDMI and supports HD Video Output for the optimal visual experience.
5. **Start Game:** Once installation is complete, select The Order: 1886 icon from your PlayStation 4 home screen to launch the game.

For remote play functionality, ensure your PlayStation Vita or other compatible device is set up according to PlayStation's official remote play instructions.

3. OPERATING INSTRUCTIONS

The Order: 1886 is an intense third-person action-adventure shooter. Players assume the role of Galahad, a knight in a centuries-old order, battling a powerful threat in an alternate Victorian-Era London.

3.1 Basic Controls

- **Movement:** Use the left analog stick to move Galahad.
- **Camera:** Use the right analog stick to control the camera.
- **Aim/Shoot:** Use L2 to aim and R2 to fire your weapon.
- **Cover:** Press the Circle button to take cover behind objects.
- **Melee Attack:** Press the R3 button for a close-quarters attack.
- **Interact:** Press the X button to interact with objects or characters.

3.2 Gameplay Mechanics

The game features a blend of cinematic storytelling and cover-based shooting. Utilize the environment to your advantage during combat. Quick-time events (QTEs) are integrated into key narrative and action sequences, requiring timely button presses for success.




Figure 3: In-game scene depicting a character in a detailed interior environment.



Figure 4: A character observing the unique London skyline with airships.

3.3 Official Product Videos

The following videos provide additional insight into the game's world and gameplay:

The Order: 1886 Conspiracy

Video 1: This video explores the narrative elements and underlying conspiracies within The Order: 1886, offering a deeper look into the game's story.

The Order Gamescon Video

Video 2: Footage from Gamescom, showcasing gameplay and features presented at the event.

The Order - London Bobby

Video 3: A video focusing on the 'London Bobby' aspect, likely highlighting interactions with local authorities or specific in-game characters.

The Order Video

Video 4: A brief overview video for The Order: 1886, providing a quick glimpse into the game's atmosphere and action.

The Order: 1886 Launch Trailer

Video 5: The official launch trailer for The Order: 1886, showcasing key moments and setting the tone for the game's release.

The Order 1886 E3 2014 Trailer

Video 6: The E3 2014 trailer for The Order: 1886, offering an early look at the game's development and vision.

4. MAINTENANCE

To ensure optimal performance and longevity of your game disc and console, consider the following:

- **Disc Care:** Handle the game disc by its edges. Store it in its original case when not in use to prevent scratches and dust accumulation. Clean the disc with a soft, lint-free cloth if necessary, wiping from the center outwards.
- **Console Updates:** Regularly check for and install system software updates for your PlayStation 4 console. These updates often improve performance, stability, and compatibility with games.
- **Game Updates:** Ensure the game itself is updated to the latest version. Game updates often include bug fixes, performance enhancements, and sometimes additional content.
- **Storage Management:** Periodically check your PlayStation 4's hard drive space. Delete old game data or applications you no longer use to free up space for new installations and updates.

5. TROUBLESHOOTING

If you encounter issues while playing The Order: 1886, refer to the following common solutions:

- **Game Not Starting:**
 - Ensure the game disc is clean and free of scratches.
 - Restart your PlayStation 4 console.
 - Check for any pending system software or game updates.
- **Performance Issues (Lag, Freezes):**
 - Close any other applications running in the background on your PS4.
 - Ensure your console has adequate ventilation to prevent overheating.
 - Rebuild the PS4 database (this can often resolve performance issues without deleting data).

- **Disc Read Errors:**

- Clean the game disc thoroughly.
- Try another game disc to determine if the issue is with the console's disc drive or the game disc itself.

- **Network Connection Problems:**

- Verify your internet connection settings on the PlayStation 4.
- Restart your router/modem.

If problems persist, consult the official PlayStation support website or the game publisher's support channels for further assistance.







6. SPECIFICATIONS

Feature	Detail
Platform	PlayStation 4
Item Model Number	10003
Release Date	February 20, 2015
Product Dimensions	6.7 x 5.3 x 0.4 inches
Item Weight	2.4 ounces
Language	English
UPC	711719100430, 711719806011, 711719100034, 711719284390
Manufacturer	Sony Computer Entertainment

7. WARRANTY AND SUPPORT

Warranty information for The Order: 1886 is typically provided by the game publisher, Sony Computer Entertainment, and is subject to the terms and conditions of your region of purchase. Please refer to the documentation included with your game or visit the official PlayStation support website for detailed warranty information and customer support options.

For technical assistance, game-specific inquiries, or troubleshooting beyond this manual, please visit the official PlayStation support website: www.playstation.com/support

	<p>PlayStation®4 (PS4™) CUH-1206A/CUH-1207A</p> <p>PlayStation®4 (PS4™) CUH-1206A/CUH-1207A</p>
	<p>PlayStation VR CUH-ZVR2 Quick Start Guide</p> <p>A comprehensive quick start guide for setting up and using the PlayStation VR headset, including connections, power-up, and play area guidelines.</p>
	<p>Controlling Your PlayStation 4 System with Voice Recognition</p> <p>A guide on how to use voice commands to control your PlayStation 4 (PS4) system, enabling features like taking screenshots and navigating menus using voice input.</p>
	<p>PlayStation®5 Console Covers Installation Guide</p> <p>Official guide for installing and replacing the console covers for the PlayStation®5 and PlayStation®5 Digital Edition. Includes safety precautions, handling, and cleaning instructions.</p>
	<p>PlayStation 4 Console Safety Warnings and Guidelines</p> <p>Comprehensive safety warnings and guidelines for the PlayStation 4 console, covering environment, power, liquids, handling, child safety, and prolonged use, in English.</p>
	<p>PlayStation 4 Wireless Controller User Guide and Safety Information</p> <p>Official user guide for the PlayStation 4 wireless controller, covering setup, safety precautions, charging, battery handling, and storage.</p>