

Solter 5090

# Solter 05090 Inverter 530 Battery Charger User Manual

Model: 5090 | Brand: Solter

- Information
- Features
- Setup
- Operation
- Overview
- Maintenance
- Safety
- Troubleshooting
- Specifications
- Support

## 1. PRODUCT OVERVIEW

The Solter 05090 Inverter 530 is an advanced battery charger designed for efficient and reliable battery maintenance. It incorporates inverter technology and a sophisticated 4-step charging cycle to ensure optimal battery health and performance. This manual provides essential information for the safe and effective use of your Solter Inverter 530 battery charger.



Figure 1: Solter 05090 Inverter 530 Battery Charger. This image shows the compact, grey and red unit with control buttons and indicator lights on top, and cables extending from both ends.

## 2. IMPORTANT SAFETY INFORMATION

Please read and understand all safety instructions before operating the Solter 05090 Inverter 530 battery charger. Failure to follow these instructions may result in electric shock, fire, or serious injury.

- **Ventilation:** Operate the charger in a well-ventilated area. Batteries can produce explosive gases.
- **Eye Protection:** Always wear eye protection when working near batteries.
- **Gloves:** Wear protective gloves to prevent contact with battery acid.
- **Flammable Materials:** Keep the charger and battery away from open flames, sparks, and flammable materials.
- **Children and Pets:** Keep the charger and battery out of reach of children and pets.
- **Disconnect Power:** Always disconnect the charger from the power outlet before making or breaking connections to the battery.
- **Correct Voltage:** Ensure the charger's output voltage matches the battery's voltage. This charger is designed for 12V batteries.
- **Damaged Equipment:** Do not operate the charger if it has been dropped, damaged, or if the cables are frayed.

### 3. PRODUCT FEATURES

---

The Solter 05090 Inverter 530 battery charger offers the following key features:

- **Microprocessor Controlled:** Equipped with a microprocessor for precise control over the 4-step charging process.
- **Wide Charging Voltage:** Supports a charging voltage range of 5V to 14V.
- **Battery Compatibility:** Suitable for 12V lead-acid, AGM, and gel batteries.
- **Dual Charging Current:** Offers charging currents of 1A and 3.5A.
- **Battery Condition Check:** Detects battery defects and verifies battery status before and during charging.
- **4-Step Charging Cycle:** Optimizes charging for battery longevity and performance.

### 4. SETUP INSTRUCTIONS

---

Follow these steps to set up your Solter 05090 Inverter 530 battery charger:

1. **Placement:** Place the charger on a stable, flat surface in a well-ventilated area, away from direct sunlight, heat sources, and moisture.
2. **Battery Preparation:** Ensure the battery terminals are clean and free of corrosion. If necessary, clean them with a wire brush.
3. **Connect to Battery:**
  - Connect the **red (+)** charger clamp to the **positive (+)** battery terminal.
  - Connect the **black (-)** charger clamp to the **negative (-)** battery terminal.
  - Ensure connections are secure.
4. **Connect to Power:** Plug the charger's AC power cord into a standard electrical outlet (230V AC, 50/60Hz).
5. **Initial Check:** The charger will perform an initial battery status check. Indicator lights will show the battery's condition.

**Note:** If charging a battery installed in a vehicle, refer to the vehicle's owner's manual for specific instructions on disconnecting the battery or charging in-vehicle.

### 5. OPERATING INSTRUCTIONS

---

The Solter 05090 Inverter 530 utilizes a 4-step charging cycle for optimal battery care:

1. **Step 1: Battery Status Verification:**

Upon connection, the charger automatically assesses the battery's condition, including voltage and internal resistance, to detect any defects or deep discharge states. This ensures safe and effective charging.

2. **Step 2: Constant Current Charge (Bulk Charge):**

Once the battery status is verified, the charger begins charging with a constant current (1A or 3.5A, depending on selection/automatic detection) until the battery reaches approximately 80% of its full capacity. This is the fastest charging phase.

3. **Step 3: Decreasing Current Charge (Absorption Charge):**

After reaching 80% capacity, the charger transitions to a decreasing current charge. The voltage is held constant while the current gradually reduces, allowing the battery to reach 100% without

overcharging.

#### 4. Step 4: Constant Voltage Maintenance (Float Charge):

Once the battery is fully charged, the charger enters a maintenance mode, supplying a constant, low voltage to keep the battery at its maximum charge level. This prevents self-discharge and ensures the battery is always ready for use, without risk of overcharging.

**To Start Charging:** After connecting the charger to the battery and power outlet, the charging process will typically begin automatically. Monitor the indicator lights on the charger to observe the charging progress.

**To Stop Charging:** First, unplug the charger from the AC power outlet. Then, disconnect the black (-) clamp from the negative battery terminal, followed by the red (+) clamp from the positive battery terminal.

## 6. MAINTENANCE

Proper maintenance ensures the longevity and optimal performance of your Solter 05090 Inverter 530 battery charger.

- **Cleaning:** Periodically clean the charger's exterior with a soft, dry cloth. Do not use solvents or abrasive cleaners.
- **Cable Inspection:** Regularly inspect the charging cables and clamps for any signs of damage, fraying, or corrosion. Replace damaged components immediately.
- **Storage:** When not in use, store the charger in a cool, dry place, away from direct sunlight and extreme temperatures. Ensure cables are neatly coiled.
- **Battery Terminals:** Keep battery terminals clean and free of corrosion for efficient charging.

## 7. TROUBLESHOOTING

If you encounter issues with your Solter 05090 Inverter 530, refer to the following common problems and solutions:

Problem	Possible Cause	Solution
Charger not turning on	No power from outlet; loose power connection; faulty charger.	Check power outlet with another device; ensure power cord is securely plugged in; contact support if charger is faulty.
Battery not charging	Incorrect battery connection; deeply discharged battery; faulty battery; incorrect battery type.	Verify correct polarity and secure connections; allow more time for deeply discharged batteries; test battery condition; ensure battery is 12V lead-acid, AGM, or gel.
Charger indicator lights not behaving as expected	Battery defect detected; charger error.	Refer to the charger's specific indicator light guide (if available); disconnect and reconnect the battery; if problem persists, the battery may be faulty or contact support.
Charger gets hot	Normal operation during charging; poor ventilation; excessive load.	Ensure adequate ventilation around the charger; if excessively hot or accompanied by smoke/smell, disconnect immediately and contact support.

If the problem persists after attempting these solutions, please contact Solter customer support.

## 8. TECHNICAL SPECIFICATIONS

Specification	Value
Brand	Solter
Model Number	5090
AC Input Power	Standard Mains (e.g., 230V AC, 50/60Hz) <i>(Assumed, not explicitly detailed in source for AC input)</i>
Battery Voltage (Compatible)	12 Volts
Output Voltage (Charging Range)	5V to 14V
Charging Current	1A / 3.5A
Battery Compatibility Types	Lead-Acid, AGM, and Gel batteries
Charging Cycle	4-step microprocessor controlled
International Article Code (EAN)	08427338050903
ASIN	B00CWKEVII


## 9. WARRANTY AND CUSTOMER SUPPORT





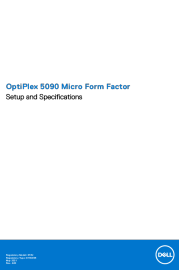
Solter is committed to providing high-quality products and excellent customer service. While specific warranty details are not provided in this manual, Solter offers technical after-sales support to assist customers with any challenges that may arise.

For warranty claims, technical assistance, or further inquiries, please contact Solter customer support through their official website or the retailer where the product was purchased. Please have your model number (5090) and purchase information ready when contacting support.

You can find more information about Solter and their products at [www.solter.com](http://www.solter.com) (example link, actual link not provided in data).

### Related Documents - 5090

	<p><a href="#">Solter Core Series Inverter Welding Machines: Instruction Manual</a></p> <p>This instruction manual provides essential information and warnings for the safe and correct use of Solter Core 140i, 150i, 160i, and 200i inverter welding machines. It covers safety precautions, technical specifications, operating procedures, maintenance, troubleshooting, and conformity declarations.</p>
---	---

	<p><a href="#">SOLTER COTT / STYL / STYLPRO Inverter Welding Machine Instruction Manual</a></p> <p>Comprehensive instruction manual for SOLTER COTT, STYL, and STYLPRO inverter welding machines. Covers safety, operation, technical specifications, maintenance, and troubleshooting for professional welding applications.</p>
	<p><a href="#">Solter Helmet R-05 Casco de Soldadura y DIRT 200 CEL Soldadora</a></p> <p>Resumen completo del casco de soldadura autosombreado Solter Helmet R-05, con tecnología True Color, 4 sensores y ajustes DIN. También detalla la soldadora Solter DIRT 200 CEL, una soldadora MMA de 200A compatible con generador y funciones avanzadas como Hot Start y Anti-Stick.</p>
	<p><a href="#">Solter Core Series Inverter Welding Machines: Instruction Manual</a></p> <p>This instruction manual provides essential information and warnings for the safe and correct use of Solter Core 140i, 150i, 160i, and 200i inverter welding machines. It covers safety precautions, technical specifications, operating procedures, maintenance, troubleshooting, and conformity declarations.</p>
	<p><a href="#">SOLTER COTT / STYL / STYLPRO Inverter Welding Machine Instruction Manual</a></p> <p>Comprehensive instruction manual for SOLTER COTT, STYL, and STYLPRO inverter welding machines. Covers safety, operation, technical specifications, maintenance, and troubleshooting for professional welding applications.</p>
	<p><a href="#">Dell OptiPlex 5090 Micro Form Factor: Setup and Specifications</a></p> <p>A comprehensive guide to setting up and understanding the specifications of the Dell OptiPlex 5090 Micro Form Factor computer. Includes details on hardware, ports, memory, storage, and environmental factors.</p>



[\[pdf\]](#) Guide

INTERNATIONAL TALENT 11 TOURING GUIDE Billboard Intl Talent Guide 2010 worldradiohistory Archive All Music 00s |||

RECORDING ARTISTS III MANAGERS II PROMOTERS AGENTS III VENUES III TOURING SERVICES 149 INTERNATIONAL ... ion, Inc., 201 223-9078. THE BE GOOD TANYAS Label: Nettwerk. BA: Asgard Promotions, 44 20.7387 **5090** UK ; Paquin Entertainment Agency, 204 988-1120 Canada . BE YOUR OWN PET Label: Infinity Cat...

lang:en **score:20** filesize: 16.17 M page\_count: 212 document date: 2021-01-07



[Billboard International Buyer's Guide 2006 | Music Industry Directory](#)

The 2006 Billboard International Buyer's Guide provides a comprehensive directory of the global music industry, listing record labels, music publishers, entertainment attorneys, distributors, and related services.

lang:en **score:16** filesize: 23.26 M page\_count: 330 document date: 2016-10-21




[Billboard International Talent & Touring Guide 2008: Artist, Manager, and Venue Directory](#)

The 2008 Billboard International Talent & Touring Guide is a comprehensive directory for music industry professionals, featuring listings of artists, managers, agents, promoters, venues, and touring services worldwide. Published by Billboard, a Nielsen company.

lang:en **score:16** filesize: 20.19 M page\_count: 236 document date: 2021-02-26






### [Billboard International Buyer's Guide 1992](#)

The 1992 Billboard International Buyer's Guide is a comprehensive directory for the music and home video industries, listing record labels, music publishers, home video companies, and industry services and suppliers worldwide. It includes contact information, key personnel, and label details for businesses in the music and entertainment sectors.

lang:en score:16 filesize: 29.26 M page\_count: 317 document date: 2019-07-11



### [Billboard 1999 International Buyer's Guide: The Definitive Reference for Music Industry Information](#)

The 1999 International Buyer's Guide from Billboard provides a comprehensive listing of companies, record labels, music publishers, wholesalers, manufacturers, entertainment attorneys, and other essential service providers within the global music industry.

lang:en score:16 filesize: 19.36 M page\_count: 274 document date: 2022-03-02




### [Billboard 1982-83 International Buyer's Guide: Music Industry Directory](#)

The Billboard 1982-83 International Buyer's Guide is a definitive industry resource, featuring comprehensive listings of record companies, music publishers, wholesalers, services, and detailed statistics from over 70 countries. Essential for music business professionals navigating the early 1980s market.

lang:en score:16 filesize: 70.05 M page\_count: 582 document date: 2019-10-07






#### [Billboard International Buyer's Guide 1981-1982: Music Industry Directory](#)

A comprehensive directory of the music and recording industry for 1981-1982, featuring extensive listings of record companies, music publishers, wholesalers, services, supplies, accessories, and detailed market data from Billboard.


lang:en score:16 filesize: 39.27 M page\_count: 352 document date: 2019-10-07



#### [1989 Billboard International Buyer's Guide: Music & Video Industry Directory](#)

A comprehensive directory of the music and video industry for 1989, listing companies, suppliers, services, manufacturing plants, and materials. Features information on CD replication, tape manufacturing, and retail suppliers.


lang:en score:15 filesize: 30.68 M page\_count: 316 document date: 2024-07-28



#### [Billboard International Buyer's Guide 1974-1975](#)

The Billboard International Buyer's Guide 1974-1975 provides comprehensive data on the music and record industry, including sales statistics, manufacturer directories, and industry trends.


lang:de score:15 filesize: 26.19 M page\_count: 380 document date: 2018-04-15



#### [Billboard 1979-1980 International Buyer's Guide: Music Industry Directory](#)

A comprehensive guide to the international music industry for 1979-1980, featuring listings of record companies, publishers, wholesalers, services, sales analysis, and historical industry trends from Billboard magazine.


lang:en score:15 filesize: 35.35 M page\_count: 478 document date: 2024-01-30



## [Billboard International Buyer's Guide 1977-78: A Comprehensive Music Industry Directory](#)

Explore the 1977-78 Billboard International Buyer's Guide, a definitive resource for the music, record, and tape industries. This guide lists companies, suppliers, services, and manufacturers worldwide, covering record companies, music publishers, sheet music jobbers, wholesalers, and more. It also provides valuable data on music sales trends and industry statistics from 1921-1976.

lang:en score:15 filesize: 29.72 M page\_count: 414 document date: 2019-03-13



## [\[pdf\] Guide](#)

Spalding s official base ball guide 1939 a machine readable transcription 00179 lcweb2 loc gov service gdc spalding |||

Library of Congress Spalding s official base ball guide, 1939 SPALDING S OFFICIAL BASE BALL GUIDE 19 ... ..... 153 5126 833 1456 2214 249 31 149 72 69 773 531 605 28 .284 Montreal ..... 155 5090 656 Spalding s official base ball guide, 1939 <http://www.loc.gov/resource/spalding.00179> Libr...


lang:en score:15 filesize: 421.39 K page\_count: 211 document date: 2015-04-15



## [1976-77 Billboard International Buyer's Guide: Comprehensive Music Industry Directory](#)

Explore the 1976-77 Billboard International Buyer's Guide, a vital resource detailing record companies, music publishers, distributors, international music markets, and industry sales trends from the era.

lang:en score:15 filesize: 43.01 M page\_count: 380 document date: 2019-10-01



## [Billboard 1980-1981 International Buyer's Guide](#)

A comprehensive directory and market analysis for the global music industry, featuring extensive listings of record companies, music publishers, wholesalers, services, supplies, and international market data for 1980-1981.

lang:en score:14 filesize: 31.51 M page\_count: 362 document date: 2018-08-10

