

SW-Motech HPR.00.220.20200/B

SW-MOTECH Kobra Handguard Kit Instruction Manual

Model: HPR.00.220.20200/B

Brand: SW-Motech

INTRODUCTION

This manual provides detailed instructions for the installation, operation, and maintenance of your SW-MOTECH Kobra Handguard Kit. Please read this manual thoroughly before installation and use to ensure proper function and safety. Adherence to these instructions will help ensure the longevity and performance of your handguards.

SAFETY INFORMATION

- Always wear appropriate safety gear during installation and operation of your motorcycle.
- Ensure all fasteners are tightened to the manufacturer's specified torque values. Over-tightening or under-tightening can lead to component failure.
- Regularly inspect the handguards for any signs of damage, wear, or loose components. Address any issues promptly.
- If you are unsure about any step in the installation process, consult a qualified motorcycle mechanic or contact SW-Motech customer support.
- Do not modify the handguards or mounting hardware, as this may compromise their structural integrity and void any warranty.

PACKAGE CONTENTS

Before beginning installation, carefully unpack all components and verify that the following items are present:

- Kobra Handguard shells (Left and Right)
- Aluminum mounting bars (Left and Right)
- Complete mounting hardware kit (includes bolts, washers, spacers, and bar-end expanders)
- Installation instructions (this manual)

If any components are missing or damaged, please contact your retailer or SW-Motech customer service immediately.

COMPATIBILITY

This SW-MOTECH Kobra Handguard Kit (Model HPR.00.220.20200/B) is specifically designed for select Honda, Kawasaki, and Suzuki motorcycle models. Please confirm your motorcycle's make, model, and year against the list below:

Specific compatibility includes:

- HONDA XL 1000 V Varadero (1000 CCM, Model Years: 2001 to 2009)
- Other compatible models may include: Honda NC700X, NC750S, NC750X, VFR1200X; Kawasaki Z800; Suzuki V-Strom 650/1000.

Always verify fitment for your specific motorcycle model and year using the SW-Motech product finder or by consulting your dealer before proceeding with installation.

SETUP AND INSTALLATION

Follow these steps carefully for proper installation. Basic mechanical skills and tools are required. Tools typically needed include hex keys, wrenches, and potentially a torque wrench.

1. **Preparation:** Park the motorcycle on a stable, level surface. Ensure the engine is off and cool. Gather all necessary tools and components.
2. **Remove Existing Bar Ends (if applicable):** Carefully remove any existing bar-end weights or handguards from your handlebars. Retain any original hardware if you plan to re-install them later.
3. **Attach Inner Mounting Clamps:** Secure the inner mounting clamps to the handlebars. Position them so they do not interfere with brake/clutch levers or other controls. Do not fully tighten the bolts at this stage.
4. **Assemble Aluminum Bars:** Attach the aluminum mounting bars to the inner clamps. Insert the bar-end expanders into the open ends of the handlebars.
5. **Position and Align:** Adjust the position and angle of the aluminum bars and clamps to ensure optimal clearance for all controls and comfortable hand placement. Ensure full steering lock is achievable without interference.
6. **Tighten Hardware:** Once the desired position is achieved, progressively tighten all mounting hardware. Refer to your motorcycle's service manual or SW-Motech's specific instructions for recommended torque specifications.
7. **Attach Handguard Shells:** Mount the Kobra handguard shells to the aluminum bars using the provided screws. Ensure they are securely fastened but do not over-tighten.
8. **Final Check:** Verify that all components are securely attached and that the handguards do not impede the operation of any controls, steering, or mirrors. Test brake and clutch lever movement.



Image 1: SW-MOTEC Kobra Handguard Kit installed on a motorcycle. This image shows the handguard mounted on the handlebar, providing protection for the rider's hands and controls, with the SW-Motech logo visible.

Note: Specific installation steps may vary slightly depending on your motorcycle model. Always refer to any model-specific instructions or diagrams provided by SW-Motech for your exact application.

OPERATING INSTRUCTIONS

The SW-MOTEC Kobra Handguard Kit is designed to provide passive protection for your hands and motorcycle controls from wind, weather, and light impacts. Once correctly installed, no specific operational steps are required. Ensure they are always securely fastened and free from obstruction before each ride.

MAINTENANCE

Proper maintenance will extend the life of your handguards and ensure continued safety.

- **Regular Inspection:** Periodically check all mounting bolts, screws, and fasteners for tightness. Vibrations from riding can cause fasteners to loosen over time. Re-tighten if necessary.
- **Cleaning:** Clean the handguard shells and aluminum bars with mild soap and water. Use a soft cloth to avoid scratching. Avoid abrasive cleaners, harsh chemicals, or solvents that could damage the material or finish.
- **Damage Check:** After any impact or fall, thoroughly inspect the handguard shells and aluminum bars for cracks, bends, or other damage. Damaged components should be replaced immediately to maintain protective integrity.

TROUBLESHOOTING

This section addresses common issues you might encounter with your handguards.

Issue	Possible Cause	Solution
-------	----------------	----------

Issue	Possible Cause	Solution
Handguards are loose or shift during riding	Mounting bolts are not sufficiently tight or have loosened over time.	Re-tighten all mounting bolts to the specified torque values. Ensure bar-end expanders are properly seated and tightened.
Interference with brake/clutch levers or other controls	Incorrect positioning or alignment during installation.	Loosen mounting hardware, carefully reposition the handguards to ensure proper clearance for all controls, then re-tighten securely.
Excessive vibration from handguards	Loose components, improper installation, or missing vibration dampening elements.	Check all fasteners for tightness. Ensure bar-end expanders are correctly installed and providing a snug fit within the handlebar. Verify all components are present as per the package contents.

SPECIFICATIONS

- **Model:** HPR.00.220.20200/B
- **Brand:** SW-Motech
- **Material:** High-strength plastic shells, robust aluminum mounting bars
- **Item Weight:** Approximately 3.37 pounds (1.53 kg)
- **Product Dimensions:** Approximately 19.69 x 11.81 x 11.81 inches (50 x 30 x 30 cm)
- **Compatibility:** Designed for specific Honda, Kawasaki, and Suzuki motorcycle models (refer to Compatibility section for details)
- **Manufacturer Part Number:** HPR.00.220.20200/B
- **OEM Part Number:** HPR.00.220.20200/B







SUPPORT AND WARRANTY


For technical support, inquiries regarding spare parts, or warranty claims, please contact SW-Motech customer service directly. They can provide model-specific assistance and guidance.

Visit the official SW-Motech website for the most up-to-date contact details, product information, and frequently asked questions: [sw-motech.com](https://www.sw-motech.com)

Warranty terms and conditions are subject to the manufacturer's policy at the time of purchase. Please retain your proof of purchase, such as a receipt or invoice, as it may be required for warranty service.

Related Documents - HPR.00.220.20200/B


<div>ANBAUANLEITUNG</div> <div>Handguard- und Schutzblech-Handbuch</div> <div>HPR.00.666.20400/BK</div> <div>Handguard- und Schutzblech-Handbuch</div> <div>BMW G650X Challenge HPR.00.666.20400/BK HPR.00.220.20000/B</div> <div></div>	<p>SW-MOTECH KOBRA Handguard Shells Fitting Instructions for BMW G650X Challenge</p> <p>Detailed fitting instructions for SW-MOTECH KOBRA Handguard Shells (HPR.00.666.20400/BK) for BMW G650X Challenge, Moto & Country motorcycles, including preparation, parts list, and installation steps.</p>
<div>ANBAUANLEITUNG</div> <div>Handguard- und Schutzblech-Handbuch</div> <div>HPR.00.220.23200/B</div> <div>Handguard- und Schutzblech-Handbuch</div> <div>HPR.00.220.82300/B HPR.00.220.20000/B</div> <div></div>	<p>SW-MOTECH KOBRA Handguard Mounting Kit Installation Instructions</p> <p>Official installation guide for the SW-MOTECH KOBRA Handguard Mounting Kit (HPR.00.220.23200/B, HPR.00.220.82300/B, HPR.00.220.20000/B). Includes parts list, assembly steps, torque specifications, and important safety information for motorcycle owners.</p>
<div>ANBAUANLEITUNG</div> <div>Handguard- und Schutzblech-Handbuch</div> <div>HPR.00.220.23400/B</div> <div>Handguard- und Schutzblech-Handbuch</div> <div>HPR.00.220.82300/B HPR.00.220.20000/B</div> <div></div>	<p>SW-MOTECH KOBRA Handguard Shells Mounting Instructions</p> <p>Detailed mounting instructions and parts list for SW-MOTECH KOBRA Handguard Shells (HPR.00.220.23400/B). Includes safety precautions, general information, and product-specific guidance for installation on motorcycles.</p>
<div>ANBAUANLEITUNG</div> <div>Handguard- und Schutzblech-Handbuch</div> <div>ADV.07.793.74001</div> <div>Handguard- und Schutzblech-Handbuch</div> <div>ADV.07.793.74001 ADV.07.793.74001 ADV.07.793.74001 ADV.07.793.74001 ADV.07.793.74001 ADV.07.793.74001 ADV.07.793.74001 ADV.07.793.74001</div> <div></div>	<p>SW-MOTECH Motorcycle Protection Accessories - Mounting Instructions</p> <p>Comprehensive mounting instructions and parts lists for SW-MOTECH motorcycle protection accessories including crash bars, engine guards, handguards, and axle sliders. Detailed guides for installation and maintenance.</p>
<div>ANBAUANLEITUNG</div> <div>Handguard- und Schutzblech-Handbuch</div> <div>BC.MTA.05.740.30300</div> <div>Handguard- und Schutzblech-Handbuch</div> <div>MTA.05.740.30300 BC.MTA.05.740.30300</div> <div></div>	<p>SW-Motech PRO BLAZE Saddlebags Mounting Instructions for Suzuki GSF650/1250</p> <p>Official mounting instructions for SW-Motech PRO BLAZE saddlebags, compatible with Suzuki GSF650 BANDIT (2009+) and GSF1250 (2011+). Includes model numbers and essential installation guidance.</p>
<div>ANBAUANLEITUNG</div> <div>Handguard- und Schutzblech-Handbuch</div> <div>HPR.00.220.15100/B</div> <div>Handguard- und Schutzblech-Handbuch</div> <div>HPR.00.220.82300/B HPR.00.220.20000/B</div> <div></div>	<p>SW-MOTECH BBSTORM Handguard Mounting Kit Installation Guide</p> <p>Comprehensive guide for mounting the SW-MOTECH BBSTORM Handguard Kit, including parts list, assembly instructions, and safety precautions. Compatible with Triumph Tiger 900 models.</p>



[\[pdf\]](#) Instructions Parts List

hpr 00 220 80202 b 20200 sw motech cosmoshop default artikel |||

ANBAUANLEITUNG mounting instructions instructions de montage instrucciones de montaje istruzioni di montaggio **HPR.00.220.20200/B** beinhaltet contains contient contiene contiene HPR.00.220.80202/B HPR.00.220.20000/B Anbauanleitung / Mounting Instructions Copyright by SW-MOTECH GmbH Co. KG ...
lang:de score:40 filesize: 3.58 M page_count: 11 document date: 2019-11-26



[\[pdf\]](#) Instructions Parts List

hpr 00 220 80202 b 20200b Protãnge Mains SW Motech Kobra HPR 20200 B mains moto cross rckK speedway fr notices techniques et documents de conformite id attachment 3215 product 337050 |||

ANBAUANLEITUNG mounting instructions instructions de montage instrucciones de montaje istruzioni di montaggio **HPR.00.220.20200/B** beinhaltet contains contient contiene contiene HPR.00.220.80202/B HPR.00.220.20000/B Anbauanleitung / Mounting Instructions Copyright by SW-MOTECH GmbH Co. KG ...
lang:de score:37 filesize: 3.58 M page_count: 11 document date: 2023-11-24



[\[pdf\]](#) Instructions Accessories Catalog

SW MOTECH Catalog 2016 EN u1 u4 2and339 indd LUGGAGE SYSTEMS 6 LEGEND GEAR 8 SADDLEBAGS 16 CASE 20 SIDE CARRIERS QUICK LOCK EVO INSIDE 32 RACKS sw motech catalog16 d114i7f87txmq cloudfront net Installation Instructions Motech
CONTENTS LUGGAGE SYSTEMS 6 LEGEND GEAR 8 SADDLEBAGS 16 CASE SYSTEMS 20 SIDE CARRIERS QUIC ... WPB.00.006.10000 BC.WPB.00.010.10001 BC.WPB.00.018.10000 GPS.01.646.10301/B FRS.01.011.10400/S
HPR.00.220.20200/B SVL.00.505.101 NSW.01.004.60400/B MSS.01.381.10000/B SBL.01.380.10001/B HPS....
lang:de score:34 filesize: 20.11 M page_count: 171 document date: 2016-01-13



[\[pdf\]](#)

Katalog Schon wieder ein Umbau Seite 6 Interessengemeinschaft DR BIG Schau doch mal bei Denen sw motech katalog shop cosmoshop |||
 2015 SW-MOTECH GmbH Co. KG Ernteweg 8/10 . 35282 Rauschenberg .
 Deutschland Tel. 4964258168-050 lber. FRS.01.011.10400/S 99,95 13 PC46
 Schwarz. Ausschlielich mit original Lenker. Als Paar. **HPR.00.220.20200/B** 129,95 13
 PC46 Schwarz. Ausschlielich mit original Lenker. Als Paar. HPR.00.2...
 lang:de **score:24** filesize: 27.1 M page_count: 254 document date: 2015-03-30



[\[pdf\]](#) Catalog

KATALOG 2018 Cloudfront net Pro 188 Hardcases für Smartphones 190 Navi Halter mit Lenkerklemme
 191 Am Hauptsitz von SW MOTECH im hessischen Rauschenberg und in einem weiteren sw bc catalog
 de d1l4i7f87txmq cloudfront Catalogs BC |||
 KATALOG 2018 INTRO Als
 Paar. HPR.00.220.22300/B 16 PC59 Schwarz. Ausschlielich mit Original-Lenker. Als
 Paar. **HPR.00.220.20200/B** 1316 PC46 Schwarz/Silbern. Aluminium.
 MSS.01.381.10000/B 1315 PC46 Stahl....
 lang:de **score:19** filesize: 18.35 M page_count: 412 document date: 2018-01-09



[\[pdf\]](#)

Suzuki Selection 2013 shop sw motech cosmoshop pix user img |||
 SUZUKI Selection 1 2 1/2013 GSF 600 Bandit QUICK-LOCK EVO Kofferttrger.
 Schwarz. QUICK-LOCK EVO S ... Silver. 11 NSW.05.004.50100/S KOBRA
 Handprotektoren-Kit. Schwarz. KOBRA Handguard Kit. Black. 04
HPR.00.220.20200/B BB STORM Handprotektoren-Kit. Schwarz. BB STORM
 Handguard Kit. Black. 04 HPR.00...
 lang:de **score:18** filesize: 2.87 M page_count: 17 document date: 2013-03-15



[\[pdf\]](#) Accessories Catalog

Via Albert Einstein 75 52100 Arezzo Italy Telefono 39 575 382186 info@bikerfactory it bikerfactory
 Consegnato da catalogo 2015 asset moto pricelist 1cc8ba21fab6b2b459a065b613d45478 |||
 2015 SW-MOTECH GmbH Co. KG Ernteweg 8/10 . 35282 Rauschenberg . Germania
 Tel. 4964258168-050 . Fa ... HTA.00.303.10000 BC.HTA.00.302.10000
 BC.HTA.00.301.10000 GPS.01.646.10301/B FRS.01.011.10400/S
HPR.00.220.20200/B HPR.00.220.10200/B SVL.00.505.101 NSW.01.004.10400/B
 MSS.01.381.10000/B SBL....
 lang:it **score:15** filesize: 26.91 M page_count: 254 document date: 2015-01-27



[\[pdf\]](#) Catalog

CATALOGUE 2018 sw bc catalog fr d1i4i7f87txmq cloudfront net Catalogs SW BC |||

CATALOGUE 2018 INTRODUCTION 4 A

... A.00.305.10001 BC.HTA.00.303.10001 BC.HTA.00.307.10001

BC.WPB.00.021.10000* HPR.00.220.22300/B **HPR.00.220.20200/B**

MSS.01.381.10000/B SBL.01.380.10001/B SBL.01.746.10000/B SBL.01.746.10000/B

...

lang:es **score:12** filesize: 16.8 M page_count: 412 document date: 2018-01-09