

Antennas Direct DB8e

Antennas Direct 8-Element Bowtie UHF Outdoor HDTV Antenna Instruction Manual

Model: DB8e

PRODUCT OVERVIEW

The Antennas Direct 8-Element Bowtie UHF Outdoor HDTV Antenna is designed to receive over-the-air digital television signals. It features a multi-directional design with a range of 70+ miles, making it suitable for rural and suburban installations. This antenna supports NEXTGEN TV, 4K, 8K UHD, and Full HD 1080p broadcasts without requiring an internet connection.




Image: The Antennas Direct 8-Element Bowtie UHF Outdoor HDTV Antenna, showing its multi-panel design.

KEY FEATURES

- **70+ Mile Range:** Capable of receiving signals from over 70 miles away.
- **Multi-Directional Design:** Patented, specially designed brackets allow the antenna to turn in different directions to target multiple transmitting towers.
- **UHF Optimization:** Specifically engineered for strong UHF reception.
- **Future-Ready Compatibility:** Supports NEXTGEN TV, 4K, 8K UHD, and Full HD 1080p broadcasts.
- **Interference Protection:** Reflectors enhance forward gain and focus the antenna's power, protecting the incoming TV signal from interference.
- **Durable Construction:** Includes all-weather mounting hardware for outdoor installation.
- **Dimensions:** Measures approximately 36.8" H x 50" W x 10" D.

WHAT'S IN THE BOX

The package for your Antennas Direct DB8e antenna includes the following components:

- 8-Element Bowtie Antenna
- Reflector Panels
- All-Weather Mounting Hardware
- Adjustable Mast Clamp
- Instruction Manual

Note: A VHF kit for Hi-VHF reception is compatible but sold separately.

SETUP AND INSTALLATION

Proper installation is crucial for optimal performance. This antenna can be installed outdoors or in an attic.

Assembly

1. Unpack all components and verify against the "What's in the Box" list.
2. Assemble the 8-element bowtie antenna according to the included diagrams. Ensure all connections are secure.
3. Attach the reflector panels to the main antenna structure. These panels help focus the signal and reduce interference.
4. Connect the adjustable mast clamp to the antenna.




Image: Diagram illustrating the dimensions and pivoting panels of the DB8e antenna, showing both attic and outdoor installation options.

Site Selection

The location of your antenna significantly impacts reception.

- **Outdoor Installation:** Recommended for best results. Choose a location with a clear line of sight to broadcasting towers, free from obstructions like trees, buildings, or hills.
- **Attic Installation:** Possible, but may result in a loss of 10-15 miles in effective range due to building materials.
- **Tower Location:** Use an app like "Antenna Point" (available on App Store and Google Play) to identify the location of local TV towers and determine the best direction to aim your antenna.



Score big at your tailgate! Catch every play in crisp HD, and never miss a moment when cable cuts out. Be the game-day hero!

Host the ultimate watch party! You'll never lose signal when cable fails.



Image: A smartphone displaying the "Antenna Point" app, showing a map with TV tower locations and signal range.

Mounting

1. Securely attach the antenna to a mast using the adjustable mast clamp. Ensure the mast is firmly anchored to your roof or other stable structure.
2. For multi-directional reception, adjust the panels to face different transmitting towers as identified by your site survey. The panels can pivot 180 degrees.
3. Run a high-quality coaxial cable from the antenna to your TV or distribution system. Ensure the cable is properly secured and protected from weather elements.

Get More TV Channels

The DB8e antenna is multi-directional with long range UHF elements. Get reliable reception from the front and back of the antenna for more TV channels.



Available channels will vary depending on your location and distance to the towers

Image: The DB8e antenna mounted on a rooftop, illustrating its outdoor placement and multi-directional capabilities.

OPERATING INSTRUCTIONS

Once the antenna is installed and connected, follow these steps to receive channels:

1. **Connect:** Ensure the coaxial cable from the antenna is securely connected to the "Antenna In" or "RF In" port on your television or digital tuner.
2. **Scan for Channels:** Access your TV's menu and navigate to the "Channel Scan," "Auto Tune," or "Program" function. Initiate a full channel scan. This process may take several minutes.
3. **Watch:** After the scan is complete, your TV should display all available over-the-air channels.



TV antennas capture broadcast signals straight from the source, delivering free channels from local towers to your TV without subscriptions or an Internet connection.

Image: A three-step visual guide showing connecting the antenna cable, scanning for channels on a TV, and watching TV.

Optimizing Reception

- **Panel Adjustment:** If you are targeting towers in different directions, fine-tune the angle of each antenna panel for the best signal strength.
- **Signal Amplifiers:** In areas with weak signals or if splitting the signal to multiple TVs, a pre-amplifier or distribution amplifier (such as Antennas Direct Juice Plus or Juice4) may be beneficial.
- **Rescan:** Periodically rescan for channels, especially if you notice a loss of channels or if new stations become available in your area.

MAINTENANCE

The Antennas Direct DB8e antenna is designed for durability and requires minimal maintenance.

- **Regular Inspection:** Periodically inspect the antenna and mounting hardware for any signs of wear, corrosion, or damage, especially after severe weather.
- **Cable Check:** Ensure coaxial cable connections remain tight and free from moisture. Replace any cracked or damaged cables.
- **Cleaning:** If necessary, gently clean the antenna elements with a soft cloth to remove dirt or debris that might accumulate over time. Avoid harsh chemicals.

TROUBLESHOOTING

If you experience issues with your antenna, consider the following common solutions:

Problem	Possible Cause	Solution
---------	----------------	----------

Problem	Possible Cause	Solution
No channels found or poor reception.	Antenna not aimed correctly; obstructions; weak signal; loose connections.	<ul style="list-style-type: none"> • Verify antenna direction using an app like Antenna Point. • Check for new obstructions (e.g., tree growth). • Ensure all coaxial cable connections are secure. • Consider a signal amplifier if towers are far or signal is split. • Perform a new channel scan on your TV.
Pixelation or intermittent signal.	Signal interference; weak signal; damaged cable.	<ul style="list-style-type: none"> • Adjust antenna panels slightly. • Check coaxial cable for damage or kinks. • Ensure reflectors are properly installed to minimize interference. • If using a splitter, ensure it's designed for TV signals and consider an amplified splitter.
Missing specific channels.	Channel broadcast on VHF; antenna not optimized for VHF.	<ul style="list-style-type: none"> • The DB8e is primarily a UHF antenna. For Hi-VHF channels, a separate VHF kit may be required. • Confirm the channel's broadcast frequency (UHF or VHF) using an online tool.

Note: An antenna cannot provide cable TV channels. Reception can be affected by distance to towers and obstructions.

SPECIFICATIONS

Attribute	Detail
Brand	Antennas Direct
Model Number	DB8e
Antenna Type	8-Element Bowtie UHF Outdoor HDTV Antenna
Maximum Range	70+ Miles
Impedance	75 Ohm
Color	Silver
Product Dimensions (H x W x D)	36.8" x 50" x 10" (approx.)
Item Weight	10 pounds
Compatibility	NEXTGEN TV, 4K, 8K UHD, Full HD 1080p

WARRANTY AND SUPPORT

Manufacturer's Warranty

The Antennas Direct DB8e antenna comes with a **Lifetime Manufacturer Warranty**. For specific terms and conditions, please refer to the warranty documentation included with your product or contact Antennas Direct directly.

Extended Protection Plans

Extended protection plans may be available for purchase separately to provide additional coverage beyond the manufacturer's warranty. These plans typically offer:

- 2-Year Protection Plan
- 3-Year Protection Plan
- Complete Protect (monthly billing option)

Details regarding coverage and pricing for extended plans are available at the point of purchase.

Customer Support


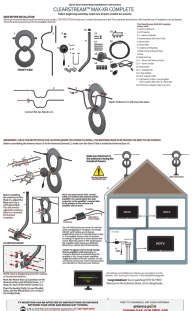
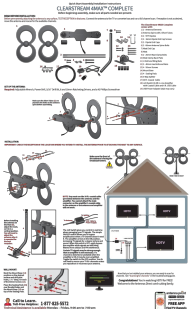
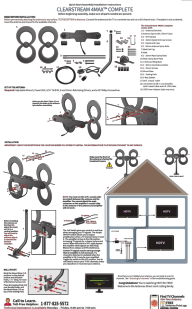
For technical assistance, troubleshooting, or warranty claims, please contact Antennas Direct customer support.

Antennas Direct, Inc. is based in St. Louis, MO, and is dedicated to providing superior digital antennas and accessories engineered in the USA.

Visit the official Antennas Direct website for contact information and additional resources.

[Antennas Direct Official Website](#)

Related Documents

	<p>Antennas Direct ClearStream 4V TV Antenna Assembly and Installation Guide</p> <p>Comprehensive guide for assembling and installing the Antennas Direct ClearStream 4V TV antenna, including setup, troubleshooting, and warranty information. Learn how to optimize TV reception.</p>
	<p>ClearStream MAX-XR Complete TV Antenna System - Installation and Troubleshooting Guide</p> <p>Comprehensive guide for installing and troubleshooting the ClearStream MAX-XR Complete TV antenna system. Includes parts list, assembly steps, connection diagrams, and solutions for common reception issues.</p>
	<p>Antennas Direct ClearStream 4MAX™ COMPLETE: Quick Start Installation Guide</p> <p>Comprehensive guide to installing the Antennas Direct ClearStream 4MAX™ COMPLETE TV antenna. Includes setup, mounting, troubleshooting, and warranty information for optimal HDTV reception.</p>
	<p>ClearStream 4MAX COMPLETE HDTV Antenna Installation Guide by Antennas Direct</p> <p>Comprehensive installation guide for the Antennas Direct ClearStream 4MAX COMPLETE amplified HDTV antenna (Model C4M-AC). Learn how to set up, install, and troubleshoot your antenna for optimal free over-the-air TV reception.</p>

[pdf] User Manual Owner's Manual Quick Start Guide Instructions Guide

DB8E QS 20201120 Quick Start Guide Antennas Direct Assembly Installation 20201130 antennasdirect

cmss files attachmentlibrary 2020 Instructions DB8e Element Bowtie here MODEL DB8 E ©Antennas 11

Problem I m not getting any signals at all Possible causes 1 Analog only televisions manufactured before

2007 require a digital Review AntennaJunkies Antenas User Manual Manuals Clip antennas direct

combiner gl 1*1xv7unv* ga*MTUxMTkxMjA1MS4xNjEyODg5MTEw* ga

KY48RWBSSP*MTYxMjg4OTExMC4xLjAuMTYxMjg4OTExMC42MA ClearStream 4MAX C4MVJ

1*7k5b7e* ga*MjAyNTk4MjIxMC4xNjg5ODMyNTU4*

KY48RWBSSP*MTY4OTgzMjU1Ny4xLjEuMTY4OTgzMjY2Mi4yNy4wLjA You can check the official

manual for product from |||

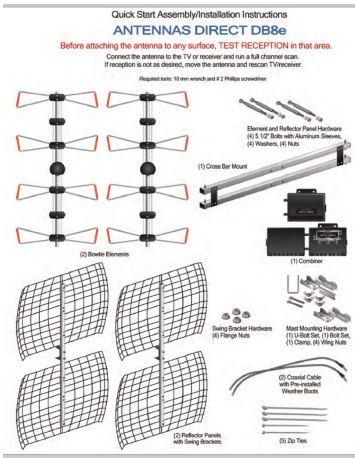

Problem: I m not getting any signals at all. Possible causes: 1. Analog-only televisions

manufactur ... Video or go to antennasdirect.com /assembly-videos Quick Start

Assembly/Installation Instructions DB8e Element Bowtie Mast and Coaxial Cable sold

separately. READ BEFORE INSTALLATION: Before perman...

lang:en score:44 filesize: 3.84 M page_count: 2 document date: 2020-11-30




[pdf] User Manual Instructions

DB8 E QS FINAL 1204 installation manual Antennas Direct DB8e Review Long Range Signal Quick Start

Assembly Instructions antennasdirect cmss files attachmentlibrary Here s the |||

...

lang:en score:30 filesize: 11.07 M page_count: 4 document date: 2015-01-07




[pdf] Quick Start Guide Guide

DB8E QS FINAL 20240126 Quick Start Guide Antennas Direct Assembly Installation 2025 antennasdirect

cmss files attachmentlibrary |||

Antennas Direct Model # DB8-E 03.2025 ...

lang:en score:30 filesize: 3.96 M page_count: 2 document date: 2025-03-07



[pdf]

DB8e Sell Sheet 20200116 Antennas Direct Enhanced Multidirectional Bowtie Attic Outdoor UHF

Antenna at Tractor Supply Co1700837 Bro1media tractorsupply is content TractorSupplyCompany tsc

product 1 70 08 37 1700837 Bro1 |||

The World s Most Powerful Antennas EXTREME LONG RANGE


INDOOR/OUTDOOR HDTV ANTENNA DB8E The DB8E 8- Element Bowtie Antenna

uses patented technology to receive TV signals 70 miles away from broadcast towers.

This antenna is ideal for suburban and rural areas where heavy foliage or roofing

materials ...

lang:en score:26 filesize: 275.09 K page_count: 1 document date: 2020-02-07

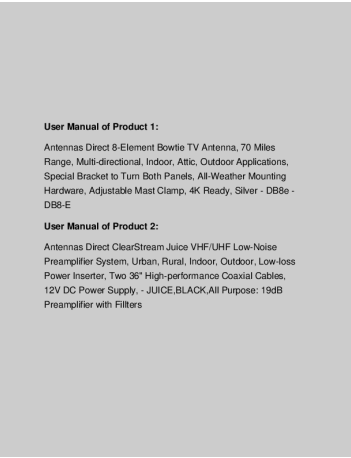


[pdf] Specifications Warranty

antennasdirect ANTENNAS DIRECT DB8e 1 877 825 5572 MULTI DIRECTIONAL The most powerful DTV antenna in the world a star is born! With an extreme range of 70 miles and unsurpassed gain 17 4 dBi this AD SpecSheet Ver 5 cmss files attachmentlibrary |||

MULTI-DIRECTIONAL ANTENNAS ANTENNAS DIRECT DB8e DB8e The most powerful DTV antenna in the world-a star is born With an extreme range of 70 miles and unsurpassed gain of 17.4 dBi, this new Bowtie antenna has another capability that blows the competition right out of the water...it has the aiming f...

lang:en score:26 filesize: 727.54 K page_count: 1 document date: 2014-05-20




[pdf] User Manual

JUICE QS FINAL 20160324 ai User Manual of Product 1 23 ott 2024 — Antennas Direct 8 Element Bowtie TV Antenna 70 Miles Range Multi directional Indoor Attic Outdoor Applications C1xrkBfJEPL m media amazon images I |||

User Manual of Product 1: Antennas Direct 8-Element Bowtie TV Antenna, 70 Miles Range, Multi-directional, Indoor, Attic, Outdoor Applications, Special Bracket to Turn Both Panels, All-Weather Mounting Hardware, Adjustable Mast Clamp, 4K Ready, Silver - DB8e DB8-E User Manual of Product 2: Antennas D...

lang:en score:25 filesize: 7 M page_count: 4 document date: 2019-11-07



[pdf] User Manual

User Manual Antennas Direct 8 Element Bowtie TV Antenna 70 Miles Range Silver 40in Mount with Pivoting Base 1 5 8in OD All Weather Mounting Hardware Adjustable Mast Clamp Roof Sealing Pads Electronics C1Hh5aHghL m media amazon images I |||

User Manual of Product 1: Antennas Direct 8-Element Bowtie TV Antenna, 70 Miles Range, Multi-directional, Indoor, Attic, Outdoor Applications, Special Bracket to Turn Both Panels, All-Weather Mounting Hardware, Adjustable Mast Clamp, 4K Ready, Silver - DB8e DB8-E MODEL # DB8-E Antennas Direct MOD...

lang:en score:24 filesize: 4.15 M page_count: 3 document date: 0000-00-00

[\[pdf\]](#) User Manual Datasheet Dimension Guide

Technical Data Sheet Antennas Direct DB8E Antenna Physical Dimensions English in Metric cm Width 50 127 Height 37 94 antennasdirect cmss files attachmentlibrary s TDS Best DIY for Cottage Near Barrie ON Canadian TV Computing and Home Theatre Forums Loss on very weak Ch14 FOX A D DB 8e has the highest UHF Gain any Commercially available And long term reliability you MAY find want to use a PAIR of them Vertically or Horizontally Stacked AntennaCAD 4 9 0 File Grid Plot NEC start User 39 Manual License Readme John Ross Associates LLC About OpenGL Info Versus Azimuth ||| Technical Data Sheet: Antennas Direct **DB8E** Antenna Physical Data: Dimensions: Width Height Depth Turning Radius English in 50 37 7.5 25 Metric cm 127 94 19 63.5 Weight: English lbs TBD Metric kg TBD Electrical Data: Band: Impedance: Connector: UHF 470 MHz to 698 MHz 75 ohm F-Female ...

lang:en **score:23** filesize: 655.69 K page_count: 9 document date: 2012-10-28

[\[pdf\]](#) User Manual Owner's Manual Instructions

DB8E QS 20240117 DB8e Element Bowtie Problem I m not getting any signals at all Possible causes 1 Analog only televisions manufactured before 2007 require a digital converter box B1jPPTz0TIL media amazon images ||| Problem: I m not getting any signals at all. Possible causes: 1. Analog-only televisions manufactur ... Video or go to antennasdirect.com /assembly-videos Quick Start Assembly/Installation Instructions DB8e Element Bowtie Mast and Coaxial Cable sold separately. READ BEFORE INSTALLATION: Before perman...

lang:en **score:22** filesize: 3.43 M page_count: 2 document date: 2024-01-23

[\[pdf\]](#) User Manual

DB8E QS FINAL 20191107 User Manual Antennas Direct 8 Element Bowtie TV Antenna 70 Miles Range Multi directional Indoor Attic Outdoor Applications Special Bracket to Turn Both Panels All Weather Mounting Hardware Adjustable Mast Clamp 4K Ready Silver DB8e DB8 E Electronics C147EVhR 1L m media amazon images I ||| MODEL # DB8-E Antennas Direct MODEL # DB8-E 11.2019 2 Swing Brackets 4 Bolts 4 Nuts ...

lang:en **score:19** filesize: 4.23 M page_count: 2 document date: 2020-03-13

[\[pdf\]](#) Borchure





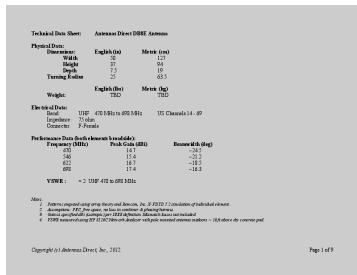
Kody Mcmillan 1027532570 content etilize 80 Manufacturer Brochure ||| Antennas Direct VHF-1 Antenna The VHF Retrofit Kit will attach directly to the reflector screen on the following Antennas Direct, Inc. UHF antennas: ClearStreamTM 1 Convertible ClearStreamTM 2 ClearStreamTM 4 DB2e DB4e DB8e ...

lang:en **score:14** filesize: 272.57 K page_count: 1 document date: 2014-07-23

[\[pdf\]](#)

DB8E QS FINAL 20240126 Antennas Direct Enhanced DB8e Multidirectional Bowtie Attic Outdoor UHF Antenna at Tractor Supply Co1700837 Man1media tractorsupply is content TractorSupplyCompany tsc product 1 70 08 37 1700837 Man1 |||

... lang:en **score:13** filesize: 3.95 M page_count: 2 document date: 2024-01-26



Lifetime Warranty



Lifetime Warranty for Antennas

Antennas Direct, Inc. warrants our antennas against any defects in materials or workmanship for as long as you own the product. No warranty claim will be honored unless at the time the claim is made, you present proof of purchase to an authorized Antennas Direct, Inc. Dealer.

Antennas Direct, Inc. will either repair or replace the defective product at no charge to you. This warranty covers parts, but does not cover any costs incurred in removal or reinstallation of the product. This warranty does not apply if the product is damaged or fails from misuse, improper installation, abuse, and modification of the product as originally manufactured by Antennas Direct, Inc.

Antennas Direct, Inc. Dealer will arrange for the replacement, repair, and return to you without charge of the product which failed due to defective material or workmanship. Antennas Direct, Inc. will not assume any liabilities for any other warranties expressed or implied, made by any other person.

The foregoing shall be the sole and exclusive remedy of any person, whether in contract, tort, or otherwise. Antennas Direct, Inc. shall not be liable for incidental or consequential damage or commercial loss, or from any other loss or damage as set forth above.

Limited Warranty for Accessories

Antennas Direct, Inc. warrants our products against defects in materials and workmanship under normal use for a period of NINETY (90) DAYS from the date of retail purchase by the original end-user purchaser (Warranty Period). If a defect arises, and a valid claim is received within the Warranty Period, at its option, Antennas Direct, Inc. will exchange the part with a new or refurbished part that is equivalent to the original part without charge to the purchaser when returned with proof of date of purchase. The replacement part will assume a new NINETY (90) DAY warranty from the date Antennas Direct, Inc. sends you the replacement part. This warranty does not cover damage resulting from accident, negligence, improper service or use, or other causes not arising out of defects in materials or workmanship.

[\[pdf\]](#) Warranty

Beaudreau Castro Marcy click here Antennas Direct 8 Element Bowtie TV Antenna 70 Miles Range Multi directional Indoor Attic Outdoor Applications Special Bracket to Turn Both Panels All Weather Mounting Hardware Adjustable Mast Clamp 4K Ready Silver DB8e DB8 E Electronics 71smPc2 iJS m media

amazon images I |||

Lifetime Warranty Lifetime Warranty for Antennas Antennas Direct, Inc. warrants our antennas against any defects in materials or workmanship for as long as you own the product. No warranty claim will be honored unless at the time the claim is made; you present proof of purchase to an authorized Ante...

lang:en score:12 filesize: 218.53 K page_count: 2 document date: 2015-09-15

[\[pdf\]](#) Warranty Accessories

Christine Hand Warranty Document Antennas Direct ClearStream 4V Indoor Outdoor TV Antenna UHF VHF Multi Directional 70 Mile Range 4K 8K UHD NEXTGEN with 20 In Mast Black

e3e3b6cddc5f3cc28ccd0c527aed8824e443c1bc other warranty ADIC4VCJM petra attachment 4049324

667d6ce29e15f043889900 BlackAntennas Enhanced DB8e Multidirectional Bowtie Attic at Tractor Supply

Co1700837 War1petra ADIC4VCJMmedia tractorsupply is content TractorSupplyCompany tsc product 1

08 37 1700837 War1 ||| ||| ANTENNA WARRANTY Antennas DirectTM Inc. warrants this product against

any defects in materials or workmanship for as long as you own the product. No warranty claim will be honored unless, at the time of the claim is made, you present proof

ANTENNA WARRANTY Antennas DirectTM Inc. warrants this product against any defects in materials or workmanship for as long as you own the product. No warranty claim will be honored unless, at the time of the claim is made, you present proof of purchase from an authorized Antennas DirectTM Inc. Dealer...

lang:en score:10 filesize: 82.11 K page_count: 1 document date: 2024-06-10



ANTENNA WARRANTY

Antennas Direct™ Inc. warrants this product against any defects in material or workmanship for as long as you own the product. No warranty claim will be honored unless, at the time of the claim is made, you present proof of purchase from an authorized Antennas Direct™ Inc. Dealer.

Antennas Direct will either repair or replace the defective product at no charge to you. This warranty covers parts but does not cover any costs incurred in the removal or reinstallation of the product. This limited warranty does not apply if the product is damaged or fails due to misuse, improper installation, abuse, and modification of the product as originally manufactured by Antennas Direct.

Antennas Direct will not assume any liabilities for any other warranties, expressed or implied by any other person. The foregoing shall be the sole and exclusive remedy of any person, whether in contract, tort, or otherwise, and Antennas Direct shall not be liable for incidental or consequential damage or commercial loss, or for any other loss or damage, as set forth above. 16330 Westwood Business Park, Skaneateles, NY 13152, USA

LIMITED 90-DAY ACCESSORY WARRANTY

Antennas Direct™ Inc. warrants this product against any defects in material or workmanship for 90 days. No warranty claim will be honored unless, at the time of the claim is made, you present proof of purchase from an authorized Antennas Direct™ Inc. Dealer.

Antennas Direct will either repair or replace the defective product at no charge to you. This warranty covers parts but does not cover any costs incurred in the removal or reinstallation of the product. This limited warranty does not apply if the product is damaged or fails due to misuse, improper installation, abuse, and modification of the product as originally manufactured by Antennas Direct.

Antennas Direct will not assume any liabilities for any other warranties, expressed or implied by any other person. The foregoing shall be the sole and exclusive remedy of any person, whether in contract, tort, or otherwise, and Antennas Direct shall not be liable for incidental or consequential damage or commercial loss, or for any other loss or damage, as set forth above.

If a defect arises and a valid claim is received within the Warranty Period, at its option, Antennas Direct, Inc. will exchange the part with a new or refurbished part that is equivalent to the original part without charge to the purchaser when returned with proof of date of purchase. The replacement part will assume a new ninety (90) day warranty period from the date Antennas Direct, Inc. sends you the replacement part. 16330 Westwood Business Park, Skaneateles, NY 13152, USA.