

[manuals.plus](#) /

› [Moen](#) /

› [Moen Flo Smart Water Monitor and Automatic Shutoff Sensor, Wi-Fi Water Leak Detector for 3/4-Inch Diameter Pipe, 900-001 Smart Water Shutoff Valve 3/4 inch](#)

## Moen 900-001

# Moen Flo Smart Water Monitor and Automatic Shutoff Sensor

User Manual for Model 900-001 (3/4 inch pipe diameter)

## PRODUCT OVERVIEW

The Moen Flo Smart Water Monitor and Shutoff is an advanced smart home water security system designed to provide 24/7 protection against water leaks and other plumbing vulnerabilities. Installed on your home's main water supply line, it continuously monitors water usage, flow rates, pressure, and temperature, offering comprehensive insights and proactive protection.



The Moen Flo Smart Water Monitor and Shutoff device shown alongside its companion mobile application, illustrating real-time monitoring capabilities.

This device learns your home's unique water usage patterns to identify abnormalities, from minor drips to catastrophic pipe bursts. In the event of an issue, it sends immediate alerts to your smartphone via the Moen Smart Water Network App, allowing you to remotely shut off your water supply from anywhere. If no action is taken, the system can be configured to automatically shut off the water, minimizing potential damage and loss. It also provides notifications for unusual water usage, such as a faucet left running or pipes at risk of freezing due to low temperatures.

## KEY FEATURES

- **Automatic Shutoff:** Learns your home's water usage patterns to identify abnormalities like running water or small leaks and will automatically turn off water to prevent damage.
- **Real-Time Notifications:** The device monitors your home's water, sending you app, phone call, and email alerts for potential leaks whether you're at home or away.

- **App-Based Control:** Proactively control your water from anywhere using the Moen Smart Water Network App for added protection.
- **FloSense Technology:** Enhances the device's security parameters and optimizes water savings by understanding the home's water use and tailoring protection accordingly.
- **Flo MicroLeak Technology:** Detects leaks as small as one drop per minute, providing early warning for even the most minor issues.
- **Premium Construction:** Features lead-free brass fittings for installation flexibility and a chrome-plated ball valve to stop water flow during major damage events.
- **Wi-Fi Connectivity:** Maintains protection even if Wi-Fi connection is lost, storing local learnings until connectivity is restored.
- **Compatibility:** Compatible with Alarm.com, Ring, Google Assistant, and NICE smart home systems.

## Whole Home Leak Detection with Automatic Water Shutoff



**Automatically** shut off the water when a leak is detected



**Remotely** control your home's water from anywhere

The Moen Flo system provides whole-home leak detection with automatic water shutoff for comprehensive protection.

# 24/7 Real-Time Alerts

- ⚠ App
- 📞 Text Message
- 📞 Phone Call
- ✉ Email



Receive 24/7 real-time alerts via app, text message, phone call, and email for any detected water abnormalities.



# Track and Monitor with the Smart Water App

📈 Water Usage

🌊 Flow Rate

⚙️ Water Pressure

⚠️ Alerts and Notifications



Track and monitor your home's water usage, flow rate, water pressure, and receive alerts through the Smart Water App.

## Official Product Videos

Your browser does not support the video tag.

Video demonstrating FloSense Technology, which learns water usage patterns to identify irregularities and prevent leaks.

Your browser does not support the video tag.

Video explaining Flo MicroLeak Technology, capable of detecting leaks as small as one drop per minute.

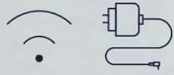
Your browser does not support the video tag.

Video showcasing the premium construction of the Moen Flo device, highlighting its durable components.

## SETUP

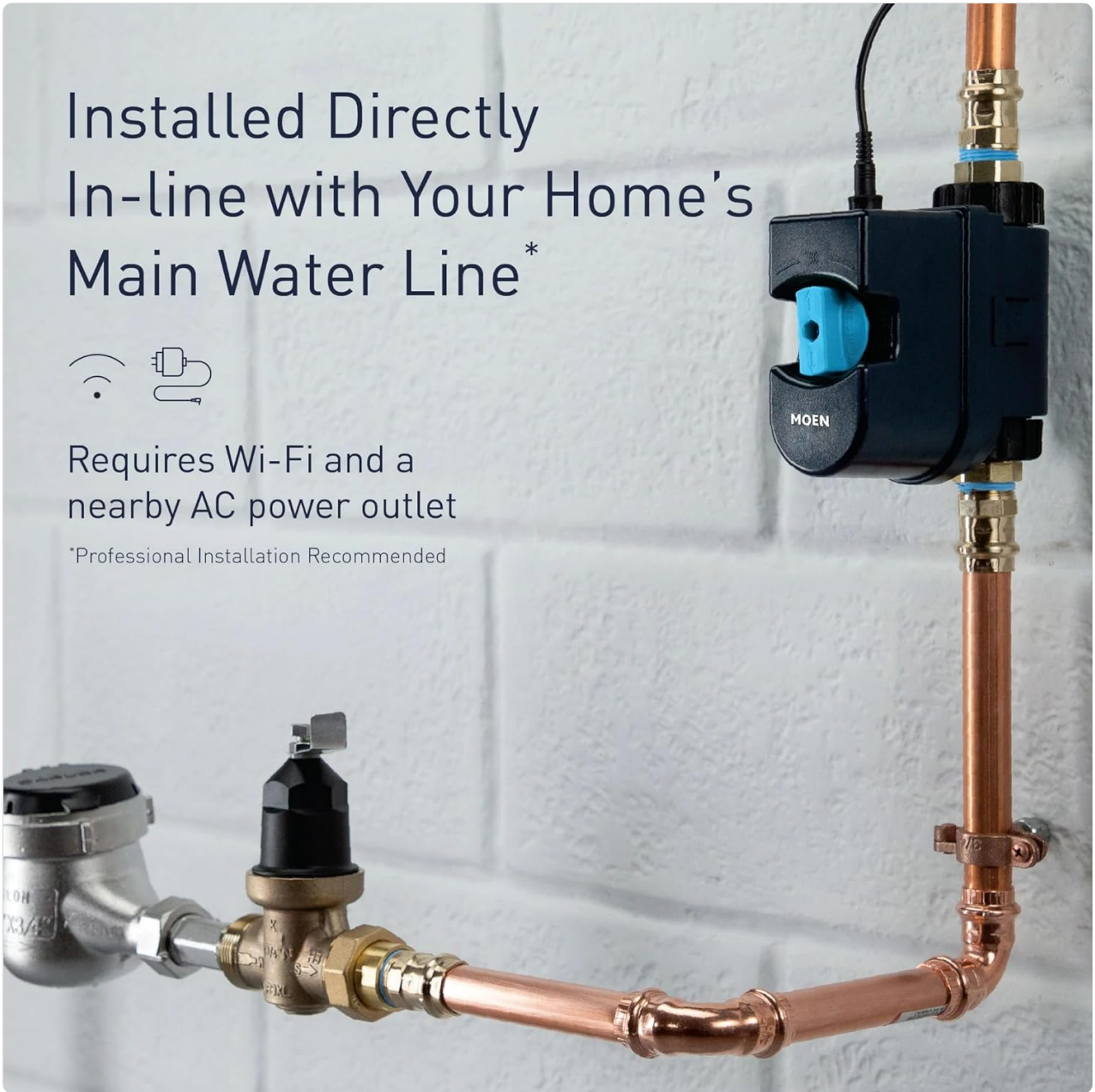
The Moen Flo Smart Water Monitor and Shutoff is designed for in-line installation on your home's main water supply line. Professional installation is recommended to ensure proper function and optimal protection. Everything required for installation is included in the box.

# Installed Directly In-line with Your Home's Main Water Line\*



Requires Wi-Fi and a  
nearby AC power outlet

\*Professional Installation Recommended



The device requires Wi-Fi and a nearby AC power outlet for operation. Professional installation is recommended.



Included components for installation: power adapter, Allen wrench/Hex Key, Leak Detection System, Threaded tailpieces, O-rings, and Spacers.





Installation in progress, showing the device being connected to the main water line.

## Pipe Sizing

The Model 900-001 is designed for 3/4-inch to 1-1/4 inch pipe diameters. To determine the correct size for your home, measure the circumference of your main water pipe. Consult a professional if unsure.

### Finding Your Water Line Pipe Size

PIPE CIRCUMFERENCE	PIPE SIZE	DEVICE SIZE
1 15/16"	1/2"	3/4"



PIPE CIRCUMFERENCE	PIPE SIZE	DEVICE SIZE
2 3/4"	3/4"	3/4"

Sizing based on copper piping material. Results may differ slightly if measuring PEX, PVC, CPVC, or Polyethylene piping. Please refer to the nearest comparable copper sizing.

### Installation Video

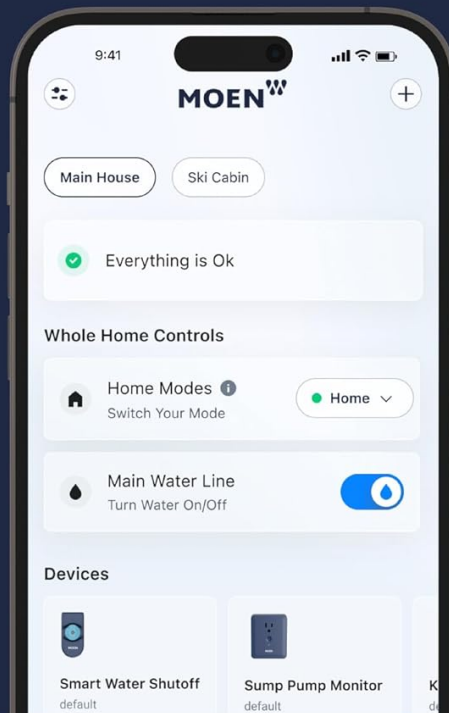
Your browser does not support the video tag.

Official video guide for the in-line installation of the Moen Flo Smart Water Monitor and Shutoff.

### OPERATING INSTRUCTIONS

The Moen Flo Smart Water Monitor and Shutoff is primarily controlled and monitored through the Moen Smart Water Network App, available for smartphones. After successful installation and initial learning period (typically a few weeks), the device will begin to understand your home's water usage patterns.

- **Monitoring:** The app provides real-time data on water flow rates, pressure, and temperature. You can view daily, weekly, monthly, and even custom range water usage reports.
- **Alerts:** The system sends immediate notifications (app, phone call, email) if it detects unusual water activity, such as continuous flow, high pressure, or freezing temperatures.
- **Remote Shutoff:** In case of a detected leak or emergency, you can manually shut off your home's water supply remotely via the app.
- **Automatic Shutoff:** If an abnormal event is detected and you do not respond to alerts, the device can be set to automatically shut off the water to prevent significant damage.
- **Home Modes:** Utilize different home modes (e.g., Home, Away, Sleep) within the app to optimize monitoring and protection based on your occupancy.



## 24/7 Whole Home Protection

Turn your water off manually through the Moen Smart Water App, or in the event of a catastrophic leak, the device will automatically turn the water off to prevent damage.

The Moen Smart Water App provides 24/7 whole home protection, allowing manual water shutoff or automatic shutoff in emergencies.



## Insurance Discounts

Insurance discounts may be available based on your carrier and region. Check with your local insurance representative for eligibility.

Some insurance providers may offer discounts for homes equipped with smart water monitoring systems. Inquire with your carrier.

## MAINTENANCE

Regular maintenance of your Moen Flo Smart Water Monitor and Shutoff is minimal but important for continued optimal performance. The device is designed to be largely self-sufficient in monitoring your water system.

- **Regular App Monitoring:** Periodically check the Moen Smart Water Network App to review your water usage data and ensure the system is operating as expected.
- **Respond to Alerts:** Always respond promptly to any alerts received from the system, even if they seem minor, to prevent potential issues from escalating.
- **Software Updates:** Ensure your Moen Smart Water Network App and the device's firmware are kept up-to-date to benefit from the latest features and security enhancements.
- **Physical Inspection:** Occasionally inspect the device and surrounding plumbing for any visible signs of wear, damage, or leaks.

For detailed maintenance procedures and schedules, please refer to the comprehensive User Guide provided with your product or available for download from the Moen support website.

## TROUBLESHOOTING

If you encounter any issues with your Moen Flo Smart Water Monitor and Shutoff, please refer to the following common troubleshooting tips. For more complex problems, consult the official User Guide or contact Moen support.

- **Connectivity Issues:** If the device loses Wi-Fi connection, ensure your home Wi-Fi network is operational and the device is within range. Restarting your router or the Flo device (by unplugging and replugging its power adapter) can often resolve temporary connectivity problems.
- **False Leak Alerts:** The system learns your water habits. During the initial learning period or after significant changes in water usage (e.g., new appliances, extended guest stays), you might receive occasional false alerts. Confirm legitimate water usage through the app and dismiss the alert if it's a false positive.
- **Water Shutoff Issues:** If the valve does not open or close as expected, check the power supply to the device. Ensure there are no physical obstructions around the valve mechanism.
- **Inaccurate Readings:** If you suspect inaccurate water usage, flow rate, or pressure readings, ensure the device is correctly installed and there are no blockages in the pipe leading to or from the device.

For a comprehensive list of troubleshooting steps and solutions, please refer to the detailed troubleshooting section in the official User Guide. If the issue persists, contact Moen customer support for assistance.

## SPECIFICATIONS

Feature	Detail
Model Number	900-001
Pipe Diameter Compatibility	3/4-Inch to 1-1/4 Inch
Control Method	Voice, App-based
Mounting Type	Wall Mount
Sensor Technology	Ultrasonic Sensor
Power Source	AC
Item Weight	4.75 pounds
Product Dimensions	5.75 x 2.6 x 5.9 inches
Material	Plastic
Usage	Indoor/Outdoor



Feature	Detail
Included Components	Power Adapter, Allen wrench/Hex Key, Leak Detection System, Threaded tailpieces, O-rings, Spacers

## WARRANTY & SUPPORT

The Moen Flo Smart Water Monitor and Shutoff comes with a **1-Year Limited Warranty**. For specific terms and conditions, please refer to the warranty documentation included with your product.

For additional support, including detailed installation guides, user manuals, and frequently asked questions, please utilize the following resources:

- [Installation Manual \(PDF\)](#)
- [User Guide \(PDF\)](#)
- **Moen Smart Water Network App:** Access real-time monitoring, control features, and direct support options through the app.
- **Moen Customer Support:** For personalized assistance, contact Moen's customer service. Contact information can be found on the official Moen website or within the product packaging.



5-year Extended  
Warranty



We Pay Deductible  
Guarantee of \$5,000

only \$5/month



\*Billed month-to-month, cancel anytime.





## FloProtect Plan

The optional Protection Plan subscription includes a 5-year extended warranty and up to \$5,000 in deductible coverage. Conditions apply.

Consider the optional FloProtect Plan for extended warranty coverage and deductible guarantees.

### Related Documents - 900-001

	<p><a href="#">Moen Flo Smart Water Monitor and Shutoff Installation Guide</a></p> <p>Comprehensive installation guide for the Moen Flo Smart Water Monitor and Shutoff, detailing setup, requirements, troubleshooting, and regulatory information for smart home water leak detection and control.</p>
	<p><a href="#">Moen Flo Smart Water Monitor &amp; Shutoff Installation Guide</a></p> <p>Comprehensive installation guide for the Moen Flo Smart Water Monitor &amp; Shutoff, detailing setup, requirements, and troubleshooting for smart home water leak detection and automatic shutoff.</p>

	<p><a href="#">Moen 900-002 Flo Smart Water Monitor and Shutoff: Specifications and Installation Guide</a></p> <p>Detailed specifications, operation, warranty, and installation notes for the Moen 900-002 Flo Smart Water Monitor and Shutoff, a smart home water monitoring and leak detection system.</p>
	<p><a href="#">FLO by MOEN™ Cellular Antenna - Installation Guide and Product Information</a></p> <p>Comprehensive guide for installing the FLO by MOEN™ Cellular Antenna (Model INS11047). Includes contact information, parts list, installation requirements and steps, LED indicator explanations, troubleshooting tips, regulatory compliance, and a summary of the limited warranty.</p>
	<p><a href="#">Flo by Moen Smart Water Shutoff: Installation, Features, and Warranty Guide</a></p> <p>Comprehensive guide to installing, setting up, and using the Flo by Moen Smart Water Shutoff system for leak detection, water monitoring, and remote control. Includes features, troubleshooting, and warranty information.</p>
	<p><a href="#">Moen Flo Smart Home Water Monitoring and Leak Detection Systems Specifications</a></p> <p>Detailed specifications for Moen Flo by Moen™ Smart Home Water Monitoring and Leak Detection System (Model 900-006) and Smart Water Detector (Models 920-004, 920-005), covering features, operation, installation, and technical details.</p>