

Casio GD350-8

Casio Quartz Watch GD-350-8CR Instruction Manual

Model: GD350-8

INTRODUCTION

This manual provides comprehensive instructions for the setup, operation, and maintenance of your Casio Quartz Watch GD-350-8CR. Designed for durability and functionality, this G-Shock timepiece offers robust features for daily use and demanding environments.



Figure 1: Front view of the Casio G-Shock GD-350-8CR watch.

SETUP

Initial Time Setting

Upon first use or after a battery replacement, you may need to set the current time and date. Refer to the detailed instructions in the official user manual ([link provided in the Support section](#)) for specific button operations to adjust time, date, and other settings.

Battery Information

The watch is powered by 1 Lithium Ion battery, which is included. The battery is designed for long-term use, with many users reporting several years of operation before replacement is needed. Battery replacement is straightforward and can be performed by removing the four screws on the back plate.

OPERATING THE WATCH

Basic Timekeeping

The main display shows the current time, day of the week, and date. Seconds are typically displayed in a dedicated area on the screen. The watch features a clear digital display for easy readability.



Figure 2: The Casio G-Shock GD-350-8CR worn on a wrist.

Backlight and Illumination

Press the dedicated light button (usually located at the bottom center of the watch face) to illuminate the display for visibility in low-light conditions. The watch may feature an auto-light function that activates illumination when the watch is tilted towards the face.

Your browser does not support the video tag.

Video 1: A brief demonstration of the Casio GD-350-8CR watch, highlighting its features and display. This video shows the watch's appearance and basic functionality.

Vibration Alarm and Alerts

A unique feature of this model is its vibration alert system. You can set alarms and timers to vibrate instead of emit an audible beep, which is useful for discreet notifications. The vibration is strong enough to be felt on the wrist during the day and can potentially wake light sleepers.

Timer Function

The watch includes a countdown timer. This model features a convenient one-touch access to the timer directly from the main timekeeping screen, making it quick to start and use.

Stopwatch Function

Utilize the built-in stopwatch for measuring elapsed time. The stopwatch mode can be accessed through the watch's mode button.

World Time

The world time feature allows you to view the current time in various major cities around the globe. This is useful for travelers or those who need to keep track of multiple time zones.

Multiple Alarms

The watch supports setting multiple independent alarms, providing flexibility for different daily reminders or wake-up times.

MAINTENANCE

Cleaning

To maintain the appearance and longevity of your watch, regularly clean the case and band with a soft cloth and mild soap. Rinse thoroughly with fresh water and dry completely. Avoid harsh chemicals or abrasive materials.

Battery Replacement

When the display becomes dim or functions become unreliable, it may be time to replace the battery. The GD-350-8CR uses a standard button cell battery. To replace, carefully remove the four screws on the stainless steel back plate. Replace the old battery with a new one of the same type. Ensure the gasket is properly seated before re-securing the back plate to maintain water resistance.

Water Resistance

This watch boasts a water resistance of 200 meters (20 BAR), making it suitable for swimming, showering, and snorkeling. Do not operate buttons while the watch is submerged in water.

Shock Resistance

As a G-Shock model, the GD-350-8CR is built with a shock-absorbing structure designed to withstand impacts and vibrations from drops and rough handling. This robust construction ensures reliability in demanding conditions.

Your browser does not support the video tag.

Video 2: A detailed overview of the Casio G-Shock GD-350-8CR, showcasing its design, features, and robust build quality, including its shock resistance.

TROUBLESHOOTING

If you encounter issues with your watch, consider the following common troubleshooting steps:

- **Blank or Dim Display:** Check the battery. If the display is dim or blank, the battery may need replacement.
- **Incorrect Time/Date:** Re-enter timekeeping mode and adjust the time and date settings according to the official manual.
- **Buttons Unresponsive:** Ensure the watch is not in a locked mode. If issues persist, a full reset (refer to the official manual for instructions) might be necessary.
- **Water Inside Display:** If condensation or water appears inside the display, stop using the watch immediately and consult a qualified service center.

SPECIFICATIONS

| Feature | Detail |
|---------|--------|
|---------|--------|

| | |
|----------------------|---|
| Brand | Casio |
| Model Number | GD350-8 |
| Case Diameter | 53.4 Millimeters |
| Material | Resin |
| Water Resistance | 200 Meters (20 BAR) |
| Batteries | 1 Lithium Ion batteries required (included) |
| Product Dimensions | 1 x 1 x 1 inches; 5.6 ounces |
| Date First Available | March 14, 2013 |
| Manufacturer | Casio |

SUPPORT




For detailed operational instructions, advanced settings, and comprehensive troubleshooting, please refer to the official user manual:




Download Official User Manual
(PDF)

For warranty information or further assistance, please contact Casio customer support directly.

© 2024 Casio. All rights reserved.

Related Documents - GD350-8

| | |
|---|--|
|  | <p>Casio Module 681 User Manual: Operation, Care, and Specifications</p> <p>A comprehensive user manual for Casio Module 681 watches, detailing operation, water resistance ratings, care instructions, technical specifications, and product information. Learn how to set time, date, and adjust accuracy.</p> |
|  | <p>CASIO G-SHOCK GD-350 (Модуль 3403): Руководство пользователя и международная гарантия</p> <p>Полное руководство пользователя для часов CASIO G-SHOCK модели GD-350 с модулем 3403. Содержит информацию о настройке, функциях, водозащите, уходе и международной гарантии.</p> |
|  | <p>Руководство пользователя CASIO GW-1401</p> <p>Подробное руководство пользователя для часов CASIO GW-1401 (Модуль 3357). Узнайте о водонепроницаемости, функциях, настройке времени, будильника, секундомера, подсветки, питания и уходе за вашими часами Casio.</p> |

| | |
|---|---|
|  | <p>CASIO 3502 Watch User Manual</p> <p>Comprehensive user manual for CASIO watches, model 3502. Learn about water resistance, setting time and date, alarms, stopwatch, timer, backlight, and proper care.</p> |
|  | <p>Casio Module 1074 Watch User Manual</p> <p>This user manual provides detailed instructions for operating and maintaining the Casio Module 1074 watch. It covers battery information, water resistance ratings, care instructions, time and date setting, accuracy adjustment, technical specifications, and product details.</p> |
|  | <p>Casio GW-600 Watch User Manual Module 2972/2973 Instructions</p> <p>Comprehensive user manual for the Casio GW-600 watch (Module 2972/2973). Learn about water resistance, world time, alarms, stopwatch, timer, solar charging, power saving, and maintenance.</p> |