

Sistema 1110

Sistema Microwave Collection Rice Cooker User Manual

Model: 1110 | Brand: Sistema

INTRODUCTION

The Sistema Microwave Collection Rice Cooker is designed for efficient and convenient cooking of rice, polenta, and couscous in your microwave. This 2.6-liter capacity cooker features a unique pressure chamber tray and steam release vents to ensure perfectly cooked grains. Its easy-lift handles remain cool to the touch, facilitating safe removal from the microwave. Constructed from 100% virgin plastic, it is phthalate- and BPA-free, ensuring food safety. The cooker is also dishwasher, freezer, and microwave safe (with the vent open) for versatile use and easy cleaning.

COMPONENTS

Your Sistema Microwave Collection Rice Cooker includes the following parts:

- **Rice Cooker Base:** The main red container where rice is cooked.
- **Inner Lid:** A clear lid that sits inside the base, designed to manage steam.
- **Outer Lid with Easy-Lock Clips:** The main clear lid with four red clips that securely fasten to the base, featuring steam release vents.
- **Rice Spoon:** A red, non-stick spoon for stirring and serving rice.



Figure 1: All components of the Sistema Microwave Rice Cooker.

SETUP AND FIRST USE

Before first use, wash all components of the rice cooker in warm, soapy water or place them on the top rack of your dishwasher. Rinse thoroughly and dry. Ensure all parts are completely dry before assembly and storage. The Sistema

Microwave Rice Cooker is made from high-quality, virgin plastic that is Phthalate and BPA-free, ensuring safe food preparation.



Figure 2: The rice cooker is top-rack dishwasher safe for easy cleaning.

OPERATING INSTRUCTIONS

Follow these steps to cook perfect rice using your Sistema Microwave Rice Cooker:

1. **Measure Rice:** Add your desired amount of rice to the rice cooker base. A common ratio is 1 cup of rice to 2 cups of water.
2. **Rinse Rice (Optional but Recommended):** Rinse the rice thoroughly under cold water until the water runs clear. This helps remove excess starch and prevents stickiness.
3. **Add Water:** Pour the appropriate amount of water into the rice cooker base with the rice.
4. **Place Inner Lid:** Position the inner lid inside the rice cooker base, resting on top of the rice and water.

5. **Secure Outer Lid:** Place the outer lid on top of the base, ensuring the steam release vents are open (not aligned directly over the inner holes to avoid spillage). Secure all four easy-lock clips firmly.
6. **Microwave:** Place the assembled rice cooker into your microwave. Cooking times will vary based on microwave wattage and rice type. As a general guide, for 1 cup of white rice, start with 9-12 minutes at 700-750 watts. For brown rice, longer cooking times are required.
7. **Rest:** Once cooking is complete, carefully remove the rice cooker from the microwave using the cool-to-the-touch easy-lift tabs. Allow the rice to rest for 5-8 minutes with the lid still on. This allows the steam to finish cooking the rice and ensures a fluffy texture.
8. **Serve:** Unlock and remove the lids. Use the provided rice spoon to fluff and serve the cooked rice.

Your browser does not support the video tag.

Video 1: Demonstrates the step-by-step process of cooking rice using the Sistema Microwave Rice Cooker, from adding ingredients to serving.



Figure 3: The Sistema Microwave Rice Cooker with freshly cooked rice, ready to be served.

MAINTENANCE AND CLEANING

To ensure the longevity and hygiene of your Sistema Microwave Rice Cooker, follow these maintenance and cleaning guidelines:

- **Dishwasher Safe:** All components are safe for cleaning on the top rack of your dishwasher.
- **Hand Washing:** For hand washing, use warm water and mild dish soap. A soft sponge or cloth is recommended to prevent scratching. Rinse thoroughly to remove all soap residue.
- **Drying:** Ensure all parts are completely dry before storing to prevent odors or bacterial growth.
- **Stains:** For stubborn food stains, a paste of baking soda and water can be applied and left for a few hours before washing. Avoid abrasive cleaners or scouring pads.
- **Storage:** Store the rice cooker with the lid unclipped or slightly ajar to allow air circulation and prevent moisture buildup.

TROUBLESHOOTING

If you encounter issues while using your Sistema Microwave Rice Cooker, refer to the common problems and solutions below:

Problem	Possible Cause	Solution
Rice is too dry or hard	Insufficient water; cooking time too short; microwave wattage too high.	Increase water slightly for next batch; extend cooking time in 1-2 minute increments; reduce microwave power setting.
Rice is too wet or mushy	Too much water; cooking time too long; microwave wattage too low.	Decrease water slightly for next batch; reduce cooking time; increase microwave power setting.
Rice is unevenly cooked	Rice not stirred during cooking; hot spots in microwave.	Periodically stir the rice (e.g., every 5 minutes) during cooking to ensure even heat distribution.
Water boils over during cooking	Steam vents not properly aligned; too much water; microwave power too high.	Ensure steam vents are open and not directly over inner holes. Reduce water amount or microwave power.

SPECIFICATIONS

Brand: Sistema

Model Name: KD11106 (Item model number: 1110)

Capacity: 2.6 Liters (87.2 oz.)

Product Dimensions: 7.67"D x 8.5"W x 6.33"H

Material: Plastic (100% virgin plastic, Phthalate- and BPA-free)

Color: Red

Special Feature: Non-Stick

Product Care Instructions: Dishwasher Safe (Top-rack), Freezer Safe, Microwave Safe (with vent open)

Item Weight: 10.9 Ounces

Manufacturer: Sistema



Figure 4: Approximate dimensions of the Sistema Microwave Rice Cooker.

WARRANTY AND SUPPORT






For information regarding product warranty, returns, or technical support, please refer to the official Sistema website or contact their customer service directly. You can also find additional resources and product information by visiting the [Sistema Store on Amazon](#). A downloadable PDF version of the user manual may also be available for your convenience: [User Manual \(PDF\)](#).

Related Documents - 1110



[Sistema Microwave Containers: Use and Care Guide](#)

Comprehensive guide for using and caring for Sistema Microwave containers, covering microwave, freezing, and cleaning instructions, plus important warnings and safety information.

	<p>Sistema Microwave Containers: Use and Care Guide</p> <p>A comprehensive guide on how to use and care for Sistema Microwave containers, including instructions for microwaving, freezing, and important warnings.</p>
	<p>Sistema TO GO Stax Containers: Use and Care Guide</p> <p>Learn how to properly use, care for, freeze, and microwave your Sistema TO GO Stax lunch and snack containers for optimal performance and longevity. Made in New Zealand.</p>
	<p>Sistema KLIP IT™ Use and Care Guide for Food Storage Containers</p> <p>Comprehensive guide on how to use, care for, microwave, and freeze with Sistema KLIP IT™ food storage containers. Includes safety warnings and product features.</p>
	<p>Sistema MRVX Series Vertical Multistage Pumps Catalog</p> <p>Comprehensive catalog of Sistema MRVX series vertical multistage pumps, detailing technical specifications, performance curves, dimensions, and applications. Distributed by Ator Sanat.</p>
	<p>کاتالوگ پمپ سیرکولاتور سیستم: ویژگی‌ها و مشخصات فنی</p> <p>کاتالوگ جامع پمپ‌های سیرکولاتور سیستم، شامل مشخصات فنی دقیق، ویژگی‌ها و کاربردها برای سیستم‌های گرمایشی و سرمایشی.</p>