Saved from manuals.plus.
Open the live page for links to other documents and user manuals.

Lexus RX 350

2010 Lexus RX 350 Owner's Manual

Comprehensive Guide to Your Vehicle

INTRODUCTION

This manual provides detailed instructions and important information for the safe and efficient operation, maintenance, and care of your 2010 Lexus RX 350. Please read this manual thoroughly to familiarize yourself with your vehicle's features and capabilities. Keep this manual in your vehicle for quick reference.

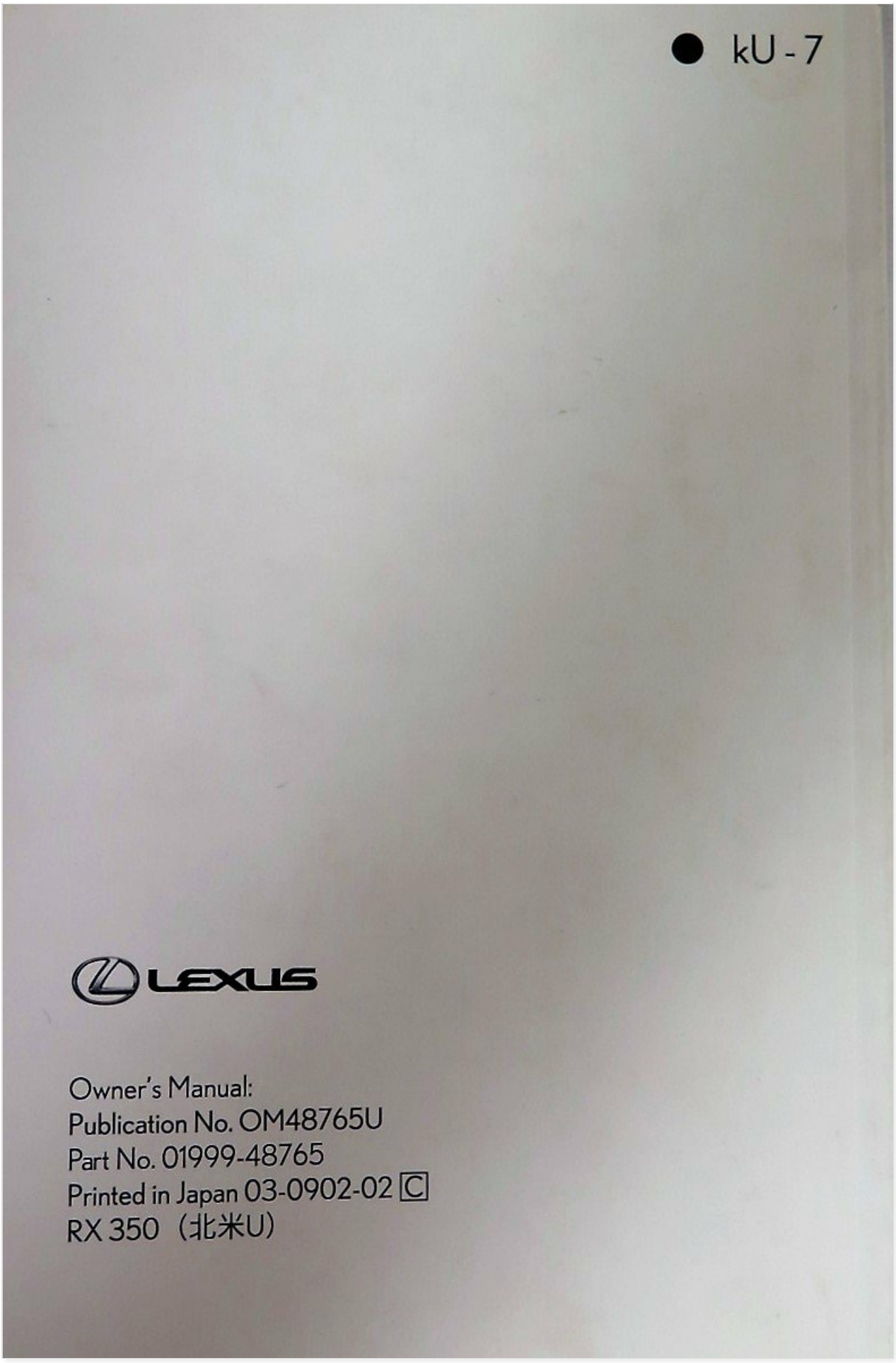

Image: Front cover of the 2010 Lexus RX 350 Owner's Manual, featuring the Lexus logo and vehicle model information.

Vehicle Familiarization and Setup

Before driving, it is essential to understand the basic controls and adjustments of your Lexus RX 350. This section covers initial setup procedures.

Seating and Steering Wheel Adjustment

- Adjust the driver's seat for optimal comfort and visibility. Ensure you can reach the pedals and steering wheel comfortably.
- Adjust the steering wheel tilt and telescopic position to maintain a comfortable driving posture.

Mirror Adjustment

- Adjust the inside rearview mirror to provide a clear view of the rear.
- Adjust the outside rearview mirrors to minimize blind spots.

Dashboard Controls Overview

Familiarize yourself with the location and function of the instrument panel, warning lights, and essential controls such as headlights, wipers, and climate control. Refer to the detailed diagrams within the physical manual for specific layouts.

Operating Your Vehicle

This section outlines the procedures for starting, driving, and safely operating your 2010 Lexus RX 350.

Starting the Engine

1. Ensure the shift lever is in 'P' (Park) or 'N' (Neutral).
2. Press the brake pedal firmly.
3. Insert the key into the ignition and turn it to the 'START' position, or press the 'ENGINE START/STOP' button if equipped with a smart key system.

Driving Modes and Features

Your RX 350 may include various driving modes and safety features. Consult your manual for details on:

- Cruise Control operation.
- Traction Control (TRAC) and Vehicle Stability Control (VSC) systems.
- All-Wheel Drive (AWD) system functionality.

Safety Information

Always wear seatbelts. Ensure all passengers are properly restrained. Be aware of airbag system warnings and proper child seat installation procedures.

Maintenance

Regular maintenance is crucial for the longevity and performance of your Lexus RX 350. Adhere to the recommended

service schedule.

Scheduled Maintenance

Refer to the 'Maintenance Schedule' section in your owner's manual or the dedicated 'Updated Maintenance Requirements' guide for specific service intervals and items.

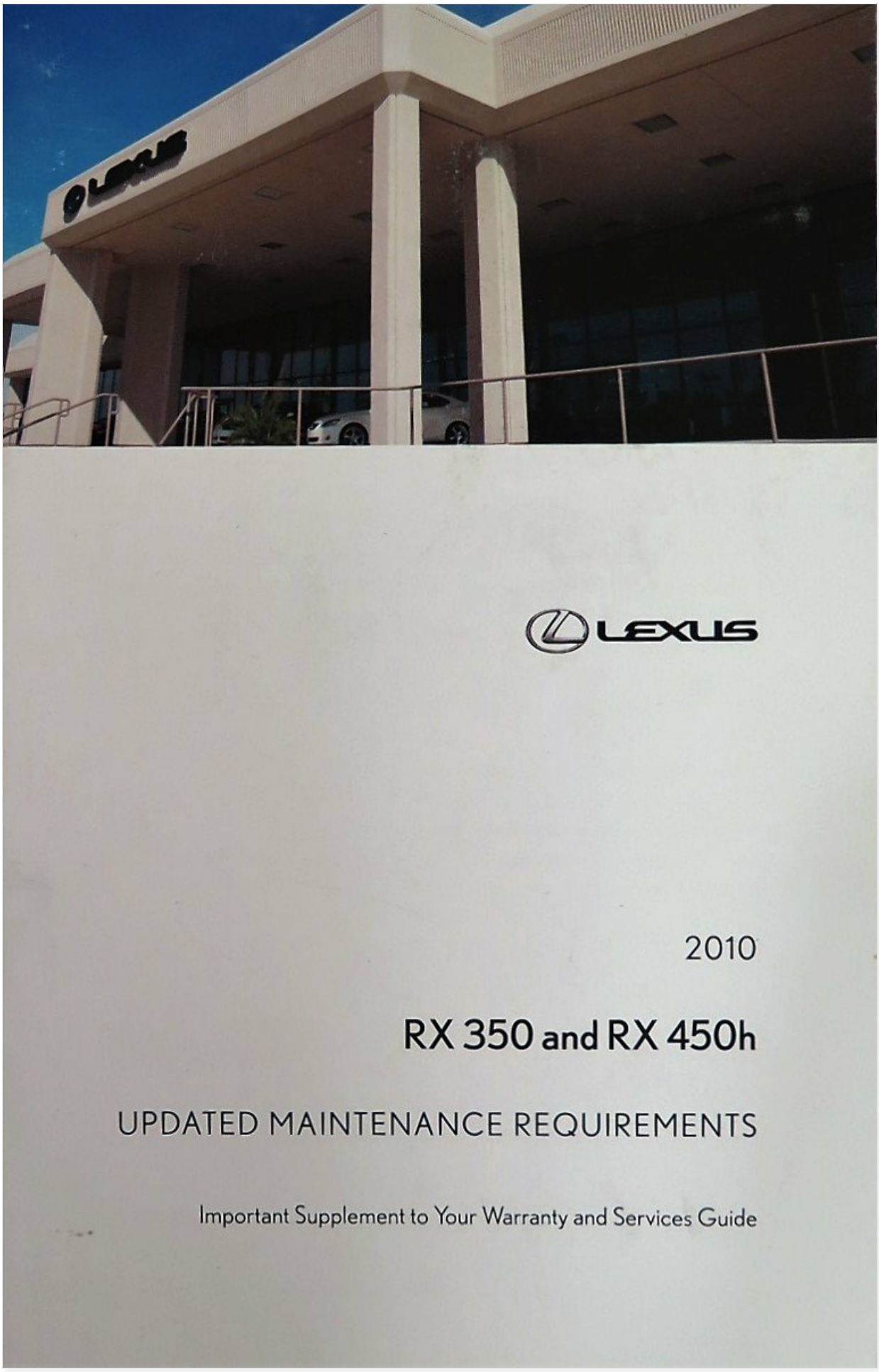

Image: Front cover of the '2010 RX 350 and RX 450h Updated Maintenance Requirements' guide, an important supplement to the main manual.

Owner Checks

- **Engine Oil:** Check level regularly and top up if necessary.
- **Tire Pressure:** Maintain correct tire pressure as specified on the driver's side door jamb.
- **Fluid Levels:** Inspect coolant, brake fluid, and washer fluid levels.
- **Lights:** Verify all exterior and interior lights are functioning.

TROUBLESHOOTING

This section provides guidance on common issues you might encounter with your vehicle.

Warning Lights

Familiarize yourself with the meaning of various warning lights on your instrument panel. If a warning light illuminates, consult your manual immediately for recommended actions.

Common Issues

- **Flat Tire:** Instructions for changing a flat tire and using the spare.
- **Dead Battery:** Procedures for jump-starting your vehicle.
- **Overheating Engine:** Steps to take if your engine temperature gauge indicates overheating.

Lexus Enform User's Guide

For issues related to your vehicle's on-board communication tools, refer to the dedicated Lexus Enform User's Guide.

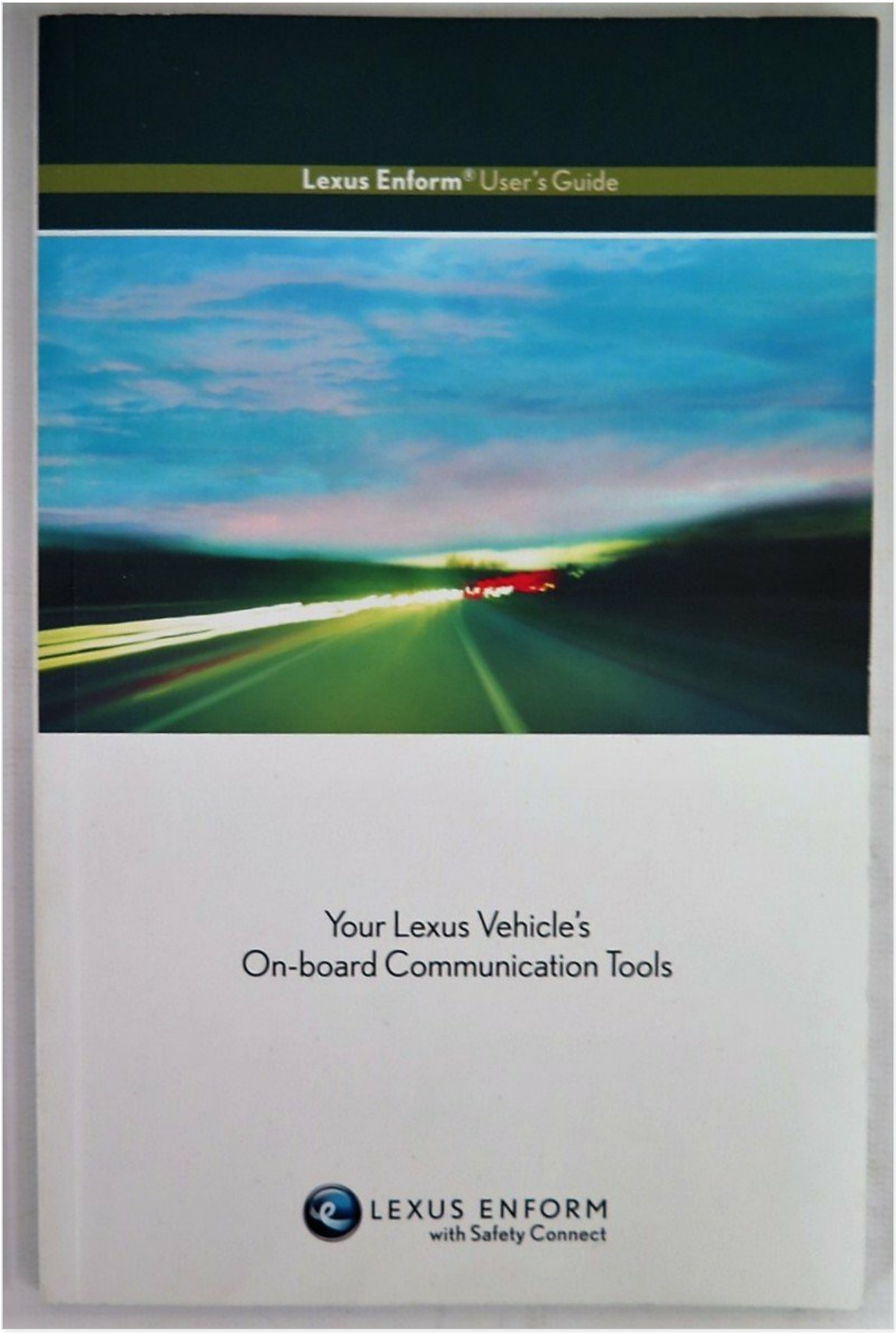

Image: Front cover of the 'Lexus Enform User's Guide', detailing the vehicle's on-board communication tools.

Specifications

Key technical specifications for the 2010 Lexus RX 350.

Category	Detail
Model Year	2010
Engine Type	V6 (Specific displacement and horsepower detailed in manual)
Transmission	Automatic (Specific number of gears detailed in manual)
Drive Type	Front-Wheel Drive (FWD) or All-Wheel Drive (AWD)
Fuel Type	Unleaded Gasoline
Dimensions (Approx.)	Length: 187.8 in, Width: 74.2 in, Height: 66.7 in
Curb Weight (Approx.)	4,178 lbs (FWD) / 4,310 lbs (AWD)

Note: For precise and complete specifications, always refer to your official Lexus RX 350 Owner's Manual.

Warranty and Services

Your 2010 Lexus RX 350 comes with a manufacturer's warranty. Details regarding coverage, duration, and terms are provided in the dedicated Warranty and Services Guide.

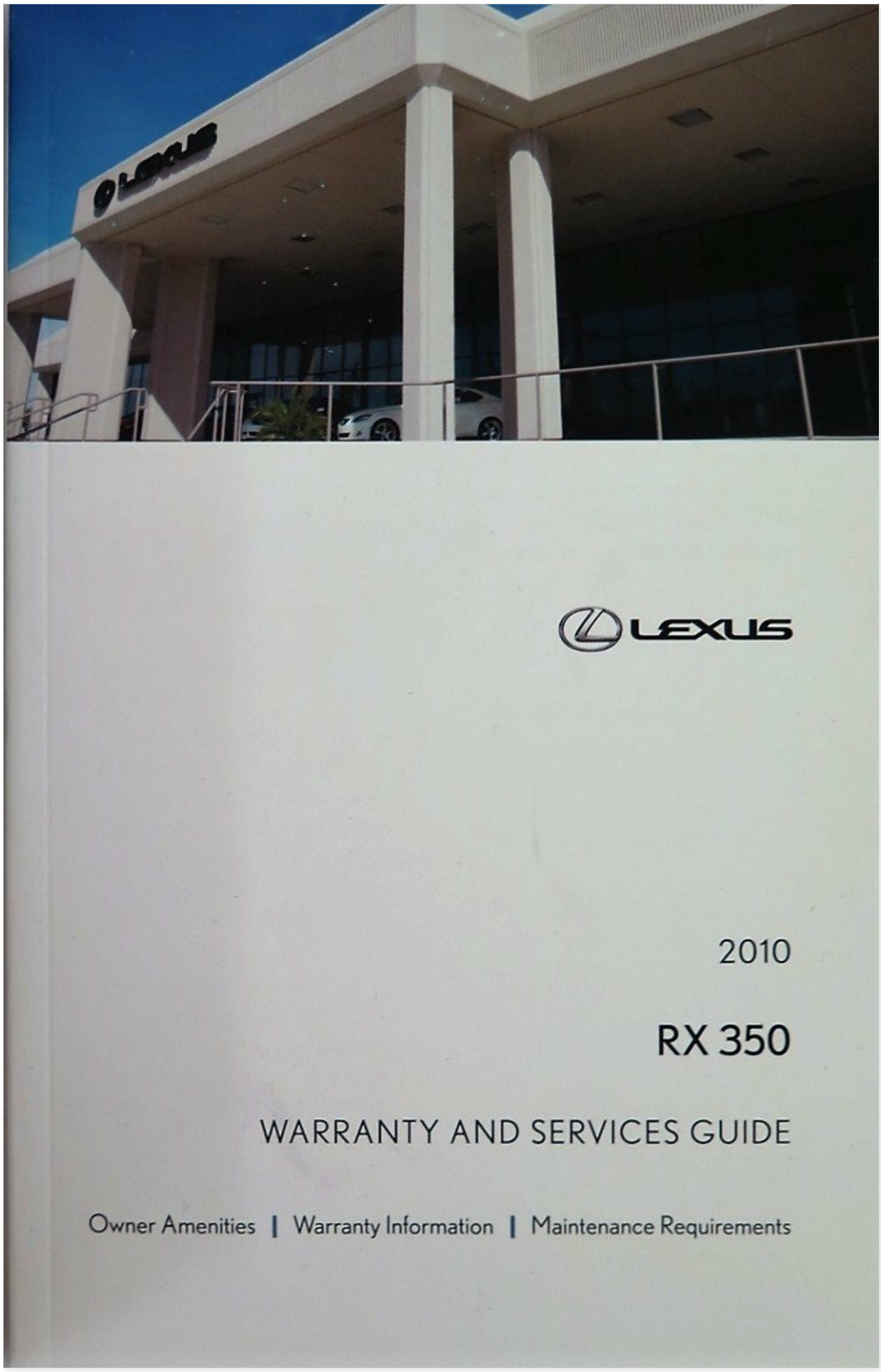

Image: Front cover of the '2010 RX 350 Warranty and Services Guide', outlining owner amenities, warranty information, and maintenance requirements.

This guide typically includes information on:

- Basic Vehicle Warranty
- Powertrain Warranty
- Corrosion Perforation Warranty
- Roadside Assistance
- Maintenance Requirements and Schedules

It is important to review this document to understand your rights and responsibilities as a Lexus owner.

Support and Additional Resources

For further assistance or specific inquiries, please utilize the following resources:

- **Authorized Lexus Dealership:** Your local Lexus dealership is equipped to provide expert service and support.
- **Lexus Customer Service:** Contact information for Lexus customer support can be found in your owner's manual or on the official Lexus website.
- **Official Lexus Website:** www.lexus.com (for general information, service schedules, and recalls).

Supplemental Guides

Your vehicle may have come with additional guides for specific features or legal information, such as the 'Lemon Law Guide' or the 'GBS (Glass Breakage Sensor) Owner's Guide'.



Image: Front cover of the 'Lemon Law Guide', providing legal information.



Image: Front cover of the 'GBS (Glass Breakage Sensor) Owner's Guide', detailing the theft deterrent system.

© 2010 Lexus. All rights reserved. This document is a summary and guide to the official 2010 Lexus RX 350 Owner's Manual.

Ask a question about this manual

Ask about setup, troubleshooting, compatibility, parts, safety, or missing instructions. Manuals+ will review the question and use this page's manual context to help answer it.

Name

Anonymous

Email

you@example.com

After a successful submission, we securely hash the supplied account or form email before sending it to Microsoft Advertising for conversion attribution. Privacy details.

Question

Example: How do I reset this device or fix this error?

Details

Model number, symptoms, what you tried, or the section of the manual you are using.

Submit question

Open the live page

https://manuals.plus/asin/B00AYLV0W2

More documents and user manuals: **https://manuals.plus/**