

Manuals+

[Q & A](#) | [Deep Search](#) | [Upload](#)

[manuals.plus](#) /

- › [Hot Spring](#) /
- › [Hot Spring Freshwater Spa Test Strips User Manual](#)

Hot Spring 73687

Hot Spring Freshwater Spa Test Strips User Manual

Brand: Hot Spring

PRODUCT OVERVIEW

Our Hot Spring Spas Freshwater Portable Spa Test Strips are designed to help you maintain brilliantly clear, odor-free spa water. These strips provide quick and accurate readings for key water parameters, ensuring optimal water quality for your hot tub.



Image: A bottle of Hot Spring Freshwater 5-Way Test Strips, indicating tests for Bromine, Chlorine, Alkalinity, pH, and Total Hardness levels. The bottle states it contains 50 strips.

SETUP AND PREPARATION

Before testing, ensure your hands are clean and dry. Keep the test strip bottle tightly closed when not in use to prevent moisture from affecting the strips' accuracy.

OPERATING INSTRUCTIONS

Performing a Water Test:

1. **Immerse the Strip:** Carefully remove one test strip from the bottle. Immediately recap the bottle tightly. Immerse the strip into your spa water.
2. **Swirl:** Swirl the strip in the water 3 times.
3. **Remove and Compare:** Remove the strip with the pads facing up. Do not shake off excess water. Immediately compare the color of the pads to the color chart on the test strip bottle.
4. **Read Results:** Read the results for Total Bromine (TBr), Free Chlorine (FCI), Alkalinity (Alk), pH, and Total Hardness (Hard).

Understanding the Readings:

- **TBr (Total Bromine):** Indicates the total bromine level in your spa water.
- **FCI (Free Chlorine):** Indicates the free chlorine level, which is the active sanitizer in your spa.
- **Alk (Alkalinity):** Measures the total alkalinity, which helps buffer pH changes.
- **pH:** Measures the acidity or basicity of your spa water.
- **Hard (Total Hardness):** Indicates the concentration of calcium and magnesium in your water.

ROUTINE MAINTENANCE

Regular testing of your spa water is crucial for maintaining a healthy and enjoyable hot tub experience. It is recommended to test your water at least 2-3 times per week, or more frequently with heavy use.

Based on your test results, adjust chemical levels as needed using appropriate spa chemicals. Always follow the chemical manufacturer's instructions for dosage and application.

TROUBLESHOOTING COMMON ISSUES

Inaccurate Readings:

- Ensure the test strip bottle is sealed tightly when not in use to prevent moisture contamination.
- Check the expiration date on your test strips. Expired strips may give inaccurate results.
- Ensure proper lighting when comparing colors to the chart.

Water Imbalance:

- **Low Bromine/Chlorine:** Add appropriate sanitizer according to product instructions.
- **High Bromine/Chlorine:** Reduce usage, aerate water, or consider a partial drain and refill.
- **Low Alkalinity/pH:** Use a pH/Alkalinity increaser.

- **High Alkalinity/pH:** Use a pH/Alkalinity decreaser.
- **High Hardness:** May require a water softener or partial drain and refill.



PRODUCT SPECIFICATIONS







Feature	Detail
Brand	Hot Spring
Model Number	73687
Package Dimensions	5.39 x 1.69 x 1.5 inches
Item Weight	2.08 ounces
Tests For	Total Bromine (TBr), Free Chlorine (FCI), Alkalinity (Alk), pH, Total Hardness (Hard)
pH Range	7.2 to 7.8
Date First Available	December 16, 2010
Manufacturer	Hot Spring Spas

WARRANTY AND SUPPORT

For specific warranty information and technical support, please refer to the official Hot Spring Spas website or contact their customer service directly. Keep your purchase receipt for any warranty claims.

Related Documents - 73687

	<p>Hot Spring Hot Spot SX Spa: Features, Specifications, and Color Options</p> <p>Explore the Hot Spring Hot Spot SX spa, a 3-person hot tub featuring 18 custom jets, optional FreshWater® salt system, high-density FiberCor® insulation, and a range of customizable shell, cabinet, and cover colors.</p>
	<p>Hot Spring Highlife Collection 2025 Owner's Manual</p> <p>Comprehensive owner's manual for the 2025 Hot Spring Highlife Collection spas. This guide provides essential information on safety, setup, operation, water maintenance, spa care, electrical requirements, and troubleshooting for models including Grandee, Envoy, Vanguard, Aria, Sovereign, Prodigy, Jetsetter LX, and Jetsetter.</p>

 <p>HIGHLIFE® COLLECTION GRANDEE® ENVY® VANGUARD® ARIA® SOVEREIGN® TRIGUARD® PRODIGY® JETSETTER® JETSETTER®</p> <p>OWNER'S MANUAL</p> 	<p>Hot Spring Highlife Collection Owner's Manual: Operation and Maintenance Guide</p> <p>Your essential guide to the Hot Spring Highlife Collection hot tubs. Learn about safe operation, water care, maintenance, features, and troubleshooting for models like Grandee, Envoy, Vanguard, and more.</p>
 <p>2025 PRODUCT KNOWLEDGE GUIDE 5th EDITION</p> 	<p>Hot Spring 2025 Product Knowledge Guide: Explore Spa Collections and Cold Plunge</p> <p>Discover the Hot Spring 2025 Product Knowledge Guide, detailing the Highlife, Limelight, and Hot Spot spa collections, the Vigor Cold Plunge, and their features. Learn about hydrotherapy, energy efficiency, water care, and quality.</p>
 <p>HotSpring® HOT SPOT® COLLECTION Every day, every season.</p> <p>Congratulations on your decision to enjoy HotSpring spa ownership. Welcome to the growing family of HotSpring spa owners.</p> <p>Pre-Delivery Instructions</p> <p>Please take the time to read the entire Pre-Delivery Instructions (PDI) manual. It contains important information about the safety, operation, and maintenance of your HotSpring spa. It also includes a checklist of items to be completed before delivery. Please print and sign the PDI. It will be used by the delivery team to ensure your spa is delivered safely and correctly.</p> <p>SALES REPRESENTATIVE: _____ DATE: _____ ADDRESS: _____ TELEPHONE: _____</p> <p>Signature: _____</p> <p>Hot Spot Spa Pre-Delivery Instructions</p>	<p>Hot Spot Collection Spa Pre-Delivery Instructions Hot Spring</p> <p>Comprehensive pre-delivery instructions for Hot Spring's Hot Spot Collection spas, covering site selection, delivery access, ground preparation, and electrical requirements for models like Relay, Rhythm, Pace, Stride, SX, and TX.</p>
 <p>HIGHLIFE® COLLECTION GRANDEE® ENVY® VANGUARD® ARIA® SOVEREIGN® TRIGUARD® PRODIGY® JETSETTER® JETSETTER®</p> <p>OWNER'S MANUAL</p>	<p>Hot Spring Highlife Collection Owner's Manual: Operation and Maintenance Guide</p> <p>Comprehensive owner's manual for the Hot Spring Highlife Collection spas. Includes setup, water care, safety, operation, and troubleshooting for models like Grandee, Envoy, Vanguard, Aria, Sovereign, Prodigy, and Jetsetter. Visit HotSpring.com for more.</p>