

SHARP SJ-PD14X-N

SHARP 137L 2-Door Plasmacluster Refrigerator

MODEL: SJ-PD14X-N

User Manual

1. Introduction

Thank you for purchasing the SHARP 137L 2-Door Plasmacluster Refrigerator, model SJ-PD14X-N. This manual provides essential information for the safe and efficient use of your new appliance. Please read it thoroughly before operation and keep it for future reference.

This refrigerator features a total capacity of 137 liters, divided into a 46-liter freezer compartment and a 91-liter refrigerator compartment. Its compact design, with external dimensions of 480mm (width) x 590mm (depth) x 1125mm (height), makes it suitable for various living spaces. The unit weighs 36kg and has an annual power consumption of 290kWh/year.



Figure 1.1: Front view of the SHARP SJ-PD14X-N Refrigerator.

2. Safety Information

To ensure safe operation and prevent damage, please observe the following safety precautions:

- **Risk of Fire/Explosion:** Do not use electrical appliances inside the refrigerator.
- **Fire Hazard:** Do not damage the cooling circuit (piping) located on the back or sides of the refrigerator. If the cooling circuit is damaged, avoid any sources of ignition and ventilate the area by opening windows.
- **Risk of Electric Shock:** Always unplug the power cord from the outlet before cleaning or performing any maintenance on the refrigerator.
- **Child Entrapment Warning:** When storing the refrigerator for disposal, remove the door gasket to prevent accidental child entrapment.
- The refrigerator dissipates heat from its surface. It may become particularly warm when first used or during

summer, but this does not affect the food stored inside.

- Do not place moist foods at the very back of the shelves, as they may freeze if the ambient temperature is below approximately 5°C.
- After unplugging the power cord, wait at least 6 minutes before plugging it back in. Plugging it in immediately may put a strain on the refrigerator's compressor.
- Always plug the refrigerator directly into a dedicated power outlet.

シャープ ノンフロン冷凍冷蔵庫
SJ-PD14X-N

定格内容積	全 定格内容積	137 L
	冷凍室の定格内容積	46 L
	冷蔵室の定格内容積	91 L
消費電力量	50 Hz	290 kWh/年
(JIS C 9801-2006年)	60 Hz	290 kWh/年
外形寸法	幅	480 mm
	奥行	590 mm
	高さ	1125 mm

種類 冷凍冷蔵庫
冷凍室の記号 ***
質量 36 kg
冷媒名 R600a
冷媒封入量 30 g
断熱発泡ガス シクロペンタン

PS E SHARP JET
定格電圧 100 V
定格周波数 50/60 Hz
電動機の定格消費電力 53/57 W
電熱装置の定格消費電力 110 W

製造番号 70024604
中国製 2013年製
シャープ株式会社

温度ヒューズの定格動作温度 77°C

• 冷蔵庫は、表面から放熱しています。使いはじめや夏場は、特に熱くなりますが、庫内の食品には影響ありません。
• 水気の多い食品は、棚の奥に置かない。
• 周囲温度が約5°C以下では、食品が凍ることがあります。
• 電源は必ずコンセントからとる。
• 電源プラグを抜いたら6分待つ。すぐに差し込むと冷蔵庫に無理がかかります。
【くわしくは取扱説明書をご覧ください】 B908

警告

発火・爆発のおそれあり

発火注意

- ・ 冷蔵庫内で電気製品を使わない。
- ・ 冷蔵庫背面・側面などにある冷却回路(配管)を傷付けない。
- ・ 冷却回路(配管)を傷付けたときは、火気を避け、窓を開けて換気する。

感電のおそれあり

感電注意

- ・ 冷蔵庫のお手入れ時は、電源プラグを抜く。

幼児閉じ込めのおそれあり

閉じ込め注意

- ・ 廃棄などで保管するとき、幼児閉じ込めのおそれがある場合は、ドアパッキンをはずす。

>PP<

Figure 2.1: Product warning label with key safety information.

3. Setup and Installation

Proper installation is crucial for the refrigerator's performance and longevity.

- **Location:** Place the refrigerator on a firm, level floor. Ensure there is adequate space around the unit for proper ventilation (at least 10cm at the back and sides, and 30cm at the top). Avoid direct sunlight or heat sources.
- **Leveling:** Use the adjustable feet to level the refrigerator. This prevents vibrations and ensures the doors close properly.
- **Power Connection:** Plug the power cord into a dedicated 100V, 50/60Hz wall outlet. Do not use extension cords or adapters.
- **Initial Operation:** After plugging in, allow the refrigerator to stand for at least 2-3 hours before placing food inside. This allows the refrigerant to settle.



Figure 3.1: Rear view of the refrigerator, highlighting the need for ventilation space.

4. Operating Instructions

Your SHARP refrigerator is designed for ease of use. Here are basic operating guidelines:

- **Temperature Control:** The refrigerator and freezer compartments have separate temperature controls. Adjust them according to the amount of food stored and ambient temperature. Refer to the internal diagrams for control knob locations.
- **Food Storage:** Store food items appropriately in the refrigerator and freezer sections. Ensure proper air circulation by not overfilling shelves.
- **Plasmacluster Ion Operation:** The Plasmacluster ion generator helps to keep the interior clean. This feature operates automatically.



Figure 4.1: Interior view of the refrigerator and freezer compartments.



Figure 4.2: Detailed view of internal shelving and freezer drawers.

5. Maintenance and Care

Regular cleaning and maintenance will help prolong the life of your refrigerator.

- **Cleaning the Interior:** Wipe the interior surfaces with a soft cloth dampened with mild detergent and water. Rinse with clean water and dry thoroughly. Remove shelves and drawers for easier cleaning.
- **Cleaning the Exterior:** Clean the exterior with a soft cloth and mild detergent. Avoid abrasive cleaners or solvents.
- **Defrosting:** This refrigerator is a non-frost type, minimizing the need for manual defrosting. However, if ice buildup occurs in the freezer, manually defrost by unplugging the unit and allowing ice to melt naturally.
- **Door Gaskets:** Keep door gaskets clean to ensure a tight seal. Wipe them regularly with a damp cloth.

6. Troubleshooting

Before contacting service, please check the following common issues:

Problem	Possible Cause	Solution
Refrigerator does not operate.	Power cord unplugged; power outage; circuit breaker tripped.	Check power connection; check household circuit breaker.
Refrigerator is not cold enough.	Door not closed properly; temperature setting too high; too much food inside; hot food placed inside.	Ensure door is sealed; adjust temperature setting; do not overload; allow hot food to cool before storing.
Unusual noise.	Refrigerator not level; objects touching the back or sides; normal operating sounds.	Level the refrigerator; ensure clearance around the unit. Some sounds (e.g., refrigerant flow) are normal.
Water on floor.	Drain pan overflowing; drain hose clogged.	Check and empty drain pan; clear any obstructions from the drain hose.

If the problem persists after checking these points, please contact SHARP customer support.

7. Specifications

Feature	Specification
Brand Name	SHARP
Model Number	SJ-PD14X-N
Total Rated Capacity	137 Liters
Freezer Capacity	46 Liters
Refrigerator Capacity	91 Liters
External Dimensions (W x D x H)	480mm x 590mm x 1125mm (18.9 x 23.2 x 44.3 inches)
Product Weight	36 kg (79.4 lbs)
Annual Power Consumption	290 kWh/year

Feature	Specification
Form Factor	2 Door
Color	Gold
Door Opening Direction	Right Opening
Installation Type	Freestanding
Date First Available (Amazon.co.jp)	January 15, 2013




8. Warranty and Support

For warranty information and after-sales support, please refer to the warranty card included with your product or visit the official SHARP website. You can also contact SHARP customer service for assistance with product inquiries, troubleshooting, or service requests.

For further assistance, please visit the [SHARP Brand Store on Amazon.co.jp](#).

© 2023 SHARP Corporation. All rights reserved.

Related Documents

	<p>SHARP Refrigerator - Freezer Operation Manual</p> <p>Comprehensive operation manual for SHARP Refrigerator - Freezer models SJ-FX52TP, SJ-FX57TP, SJ-FX52GP, and SJ-FX57GP. Provides detailed information on safety, installation, product features, usage modes, control panel operation, food storage, maintenance, and troubleshooting.</p>
	<p>Sharp Refrigerator SJ-SBXP600V Series User Manual</p> <p>User manual for Sharp SJ-SBXP600V series refrigerators, covering installation, operation, safety precautions, care, food storage, and troubleshooting. Includes details on Plasmacluster technology.</p>
	<p>Sharp Refrigerator-Freezer Operation Manual: Safety, Installation, and Usage Guide</p> <p>Comprehensive operation manual for Sharp Refrigerator-Freezer models including SJ-P50M-S, SJ-U43P-SL, SJ-P55M-K, SJ-U43P-BK, SJ-P59M-S, SJ-U47P-SL, SJ-FTS16AVP-SL, SJ-U47P-BK, SJ-FTS17AVP-SL. Covers safety, installation, description, useful modes, control panel, food storage, care, cleaning, and troubleshooting.</p>



[SHARP Plasmacluster Refrigerator SJ-MF46J / SJ-MF50J Instruction Manual](#)

Comprehensive instruction manual for SHARP Plasmacluster refrigerators, models SJ-MF46J and SJ-MF50J, covering setup, operation, maintenance, and troubleshooting.