



Manuals.plus /

› SCHLAGE /

› SCHLAGE Connect Camelot Touchscreen Deadbolt Smart Lock w/ Alarm (Aged Bronze) Aged Bronze Camelot User Manual

SCHLAGE BE469WKVCAM716

SCHLAGE Connect Camelot Touchscreen Deadbolt Smart Lock User Manual

Model: BE469WKVCAM716

INTRODUCTION

The SCHLAGE Connect Camelot Touchscreen Deadbolt Smart Lock offers advanced security features for residential use. This keyless deadbolt system combines a durable touchscreen with a traditional key override, providing flexible access options. It is designed for easy installation and integrates with smart home systems for enhanced control and monitoring.



Figure 1: Front and back view of the Schlage Connect Camelot Touchscreen Deadbolt Smart Lock.

SETUP

What's Included

- Schlage Connect Deadbolt
- User Guide
- Installation Instructions
- One Back-Up Key
- Four AA Batteries

Installation

The Schlage Connect Touchscreen Deadbolt is designed for straightforward installation. It fits standard door preparations and does not require additional wiring. For detailed step-by-step instructions, please refer to the included Installation Manual (PDF) or the User Guide (PDF).



Figure 2: Schlage Connect Camelot Touchscreen Deadbolt installed on a standard door.

OPERATING THE LOCK

Keyless Entry

The lock features a durable, fingerprint-resistant touchscreen keypad. To unlock, simply enter your pre-set 4-digit user code. The touchscreen illuminates for easy visibility in various lighting conditions. Multiple user codes can be programmed and managed.



CHOOSING YOUR ELECTRONIC DEADBOLT









	 BE469 TOUCHSCREEN DEADBOLT	 BE369 KEYPAD DEADBOLT	 BE365 KEYPAD DEADBOLT
Deadbolt Throw	Motorized	Manual	Manual
Built-in Alarm	Yes	No	No
Connects with Z-Wave®	Yes	Yes	No
Entry	Fingerprint resistant Touchscreen	Wear-resistant Buttons on Keypad	Wear-resistant Buttons on Keypad
ANSI Grading	Grade 1 (Highest)	Grade 2 (Higher)	Grade 2 (Higher)
Wiring Required	No	No	No
Styles Available	 Camelot  Century	 Camelot	 Camelot  Plymouth

Figure 3: Key features of the Schlage Touchscreen Deadbolt, including the resistive touchscreen and code entry.

Locking and Unlocking

To lock the deadbolt from the exterior, simply press the Schlage button on the touchscreen. The motorized deadbolt will extend. From the interior, the deadbolt can be locked or unlocked manually by rotating the thumbturn. The lock also supports auto-locking functionality.

Smart Home Integration

This smart lock is compatible with Z-Wave systems, including Amazon Alexa (hub required, sold separately), Vera, and SmartThings. This allows for remote control, monitoring, and integration into your smart home routines. You can lock or unlock your door from anywhere, program codes for guests, and receive alerts on your smartphone.



Figure 4: Smartphone interface for controlling the Schlage Touchscreen Deadbolt via Z-Wave technology.

MAINTENANCE

Battery Replacement

The lock is powered by four AA alkaline batteries (included). When the batteries are low, the lock will provide an audible and visual low battery warning. To replace the batteries, remove the interior cover to access the battery pack. If the batteries completely drain, the lock can still be operated using the physical backup key.

TROUBLESHOOTING

Alarm Features

The Schlage Connect deadbolt includes a built-in audible alarm with three selectable modes:

- **Activity Alert:** Beeps every time the door opens or closes (two short beeps). Useful for monitoring door activity while at home.
- **Tamper Alert:** Sounds a 15-second alarm if the door knob/lever is disturbed. Ideal for monitoring secondary entry points or when everyone is home for the night.
- **Forced Entry Alert:** Sounds a shrill siren for approximately three minutes if significant force is applied to the door. Designed to deter break-ins.

These settings can be cycled by pressing a button on the lock. For further troubleshooting or specific issues, consult the comprehensive User Guide (PDF) provided with your product.



BUILT-IN ALARM TECHNOLOGY ALERT SETTINGS



ACTIVITY ALERT

Alarm beeps every time a door opens or closes

- Sound/Length: Two short beeps
- Perfect for monitoring doors while at home

TAMPER ALERT

Alarm sounds when the door knob/lever is disturbed

- Sound/Length: 15-second alarm
- Perfect for monitoring a secondary entry door or when everyone is home for the night

FORCED ENTRY ALERT

Alarm sounds to signal significant force at the door

- Sound/Length: Shrill siren sounds for about three minutes
- Perfect for deterring break-ins

Figure 5: Overview of the built-in alarm technology and its alert settings.

SPECIFICATIONS

Feature	Detail
Brand	SCHLAGE
Model Name	Camelot
Lock Type	Keypad
Material	Metal
Color	Aged Bronze
Item Dimensions (L x W x H)	4.5 x 5.13 x 9.25 inches
Item Weight	1.5 pounds
Power Source	4 AA Batteries (included)
Connectivity Protocol	Wi-Fi, Z-Wave
Special Features	Fingerprint-resistant touchscreen, Built-in alarm, Z-Wave compatibility
ANSI Grading	Grade 1 Highest Residential Security

WARRANTY AND SUPPORT

The SCHLAGE Connect Camelot Touchscreen Deadbolt comes with a Lifetime Limited Mechanical & Finish Warranty and a 1-Year Electronics Warranty. For detailed warranty information, product support, or to access additional resources, please refer to the User Guide (PDF) or visit the official SCHLAGE Store on Amazon.

User Guide (PDF): [Download Here](#)

Installation Manual (PDF): [Download Here](#)

SCHLAGE Store: [Visit Store](#)