

CAT 017416

CAT Men's 017416 Yellow Nylon Nitrile Coated Palm Glove Instruction Manual

Model: 017416

1. INTRODUCTION

This manual provides essential information for the proper use, care, and maintenance of your CAT Men's 017416 Yellow Nylon Nitrile Coated Palm Gloves. Please read these instructions carefully to ensure optimal performance and longevity of your gloves.

2. PRODUCT OVERVIEW

The CAT Men's 017416 gloves are designed for various tasks requiring hand protection and enhanced grip. They feature a breathable nylon shell and a foam cell nitrile coated palm and fingers.

Key Features:

- **Nitrile Coated Nylon Shell:** Durable and waterproof construction for protection.
- **Reusable Design:** Can be washed and reused.
- **Hook Closure:** Provides an adjustable and secure fit around the wrist.
- **Exceptional Grip:** Foam cell nitrile coating offers superior grip, especially in wet conditions.
- **Tactility and Movement:** Designed for excellent tactility and ease of hand movement.
- **Injury Reduction:** Helps reduce possible injury from abrasions, minor cuts, and punctures.



Image 2.1: A pair of CAT Men's 017416 gloves. The left glove shows the yellow nylon back with a black CAT logo on the adjustable wrist strap. The right glove displays the black foam cell nitrile coated palm and fingers, designed for enhanced grip and protection.

3. SETUP AND PREPARATION

Before using your gloves, ensure they are the correct size for a comfortable and secure fit. These gloves are designed for adult men, X-Large size.

1. **Inspect Gloves:** Before each use, visually inspect the gloves for any signs of damage, tears, or excessive wear. Do not use damaged gloves.
2. **Donning:** Slide your hand into the glove, ensuring your fingers are fully seated in each finger stall.
3. **Adjust Wrist:** Secure the hook closure around your wrist. Adjust for a snug fit that allows for full range of motion without being too tight.

4. OPERATING INSTRUCTIONS

These gloves are intended for general purpose work where hand protection against abrasions, minor cuts, and punctures is required, along with a need for enhanced grip and tactility.

- Use the gloves for tasks involving handling tools, materials, or performing general labor.

- The nitrile-coated palm provides an exceptional grip, particularly useful in wet or oily conditions.
- The design allows for excellent tactility, enabling fine motor skills while maintaining protection.
- These gloves are not designed for protection against chemical hazards, extreme temperatures, or heavy impact.

5. MAINTENANCE

Proper care will extend the life and effectiveness of your CAT gloves.

- **Cleaning:** Hand wash only. Use mild soap and cool water. Gently scrub to remove dirt and debris.
- **Rinsing:** Rinse thoroughly with clean water until all soap residue is removed.
- **Drying:** Air dry completely away from direct sunlight or heat sources. Do not machine dry.
- **Storage:** Store in a cool, dry place away from direct sunlight and extreme temperatures. Ensure gloves are completely dry before storing to prevent mildew.
- **Reusability:** These gloves are designed to be washed and reused multiple times.

6. TROUBLESHOOTING

Most issues with work gloves relate to fit or wear.

- **Gloves feel too tight or loose:** Ensure you have selected the correct size. An improper fit can reduce dexterity and protection.
- **Reduced grip:** Clean gloves as per maintenance instructions. Accumulated dirt or residue can affect the nitrile coating's grip.
- **Wear and tear:** Gloves are subject to wear over time. Replace gloves if they show significant damage, tears, or if the protective coating is compromised.

7. SPECIFICATIONS

Attribute	Detail
Model Number	017416
Brand	CAT
Material	55% Nitrile / 45% Nylon
Color	Black/Yellow
Size	X-Large
Department	Men's
Care Instructions	Hand Wash Only
Origin	Imported

8. SAFETY INFORMATION






WARNING: This product contains chemicals known to the State of California to cause cancer and birth defects or other reproductive harm.

9. WARRANTY AND SUPPORT

For information regarding product warranty or support, please refer to the official CAT website or contact your retailer. Keep your purchase receipt for warranty claims.

© 2025 CAT. All rights reserved.

Related Documents - 017416

	<p>CAT CJ1000DCP Professional Power Station Instruction Manual</p> <p>Comprehensive instruction manual for the CAT CJ1000DCP Professional Power Station, covering jump starting, AC power outlet, USB charging, air compressor, safety guidelines, troubleshooting, and specifications. Includes detailed operational instructions and safety warnings.</p>
	<p>Cat S48c Smartphone User Manual: Features, Safety, and Operation</p> <p>Comprehensive user manual for the rugged Cat S48c smartphone. Learn about its features, safety precautions, setup, operation, and maintenance. Designed for durability and extreme conditions.</p>
	<p>Cat S31 Rugged Smartphone User Manual</p> <p>Comprehensive user manual for the Cat S31 rugged smartphone, detailing its durable features, setup, operation, connectivity, camera, Google services, device management, and important safety precautions.</p>
	<p>CAT S62 Smartphone Quick Start Guide and Limited Warranty Statement</p> <p>This document provides a quick start guide and limited warranty statement for the CAT S62 smartphone, covering setup, usage, safety information, and warranty terms.</p>
	<p>Cat S31 Smartphone User Manual - Features, Setup, and Safety</p> <p>Comprehensive user manual for the Cat S31 rugged smartphone, covering setup, features, safety precautions, specifications, and regulatory information.</p>



[Manuale Utente Smartphone Cat® S75: Guida Completa](#)

Scopri tutte le funzionalità e le istruzioni per il tuo Smartphone Cat® S75 di Caterpillar. Questa guida completa copre sicurezza, configurazione, uso e specifiche tecniche per un'esperienza ottimale con il tuo dispositivo rugged.