

## Logitech M317

# Logitech M317 Wireless Mouse User Manual

MODEL: M317 (910-002901)

## Introduction

---

The Logitech M317 Wireless Mouse is a reliable and comfortable peripheral designed to enhance your computing experience. Featuring Logitech Advanced Optical Tracking and 2.4 GHz wireless technology, it provides precise control with virtually no delays or dropouts. Its compact and portable design makes it ideal for both home and on-the-go use, fitting comfortably in various workspaces and for users with different hand sizes. Compatible with a wide range of operating systems, this mouse is ready for immediate use.



*Image: The Logitech M317 Wireless Mouse in Steel Blue, showcasing its contoured design and compact form factor, alongside its tiny USB receiver.*

## What's in the Box

---

- Logitech M317 Wireless Mouse
- USB Receiver (stored inside the mouse)
- 1 x AA Battery (pre-installed)

# M317

Wireless. Portable. Precise.  
Sans fil. Portable. Précise.  
Inalámbrico. Portátil. Preciso.



Soft-touch wheel  
Roulette douce au  
toucher  
Botón rueda  
blando  
Roda com toque  
suave



12-month  
battery life¹  
Longévité  
des piles de  
12 mois¹  
Duración de  
baterías de  
hasta 12 meses¹  
Até doze meses  
de vida útil da  
pilha¹



## logitech®

Image: The Logitech M317 Wireless Mouse displayed in its retail packaging, highlighting the mouse and its included USB

## Setup Instructions

---

1. **Locate the USB Receiver:** The tiny USB receiver is typically stored inside the mouse. To access it, slide open the battery compartment cover on the underside of the mouse.
2. **Insert Battery (if not already installed):** Ensure the included AA battery is correctly inserted into the battery compartment, observing the polarity markings.
3. **Plug in the USB Receiver:** Remove the USB receiver from its storage slot. Plug the receiver into an available USB port on your computer (PC, Mac, Laptop, or Chromebook).
4. **Power On the Mouse:** Locate the On/Off switch on the underside of the mouse and slide it to the "On" position. A small LED indicator on the mouse may light up briefly.
5. **Connect Automatically:** Your computer should automatically detect and connect to the mouse within a few seconds. No additional software installation is typically required.



*Image: The underside of the Logitech M317 Wireless Mouse, revealing the battery compartment and the dedicated storage slot for the USB receiver.*



*Image: The Logitech M317 Wireless Mouse positioned beside a laptop, illustrating the compact USB receiver plugged into a side port.*

## Operating Instructions

---

Once connected, the Logitech M317 functions like a standard mouse. Use the left and right click buttons for primary and secondary actions, respectively. The scroll wheel allows for smooth vertical navigation through documents and web pages. Its advanced optical tracking ensures precise cursor movement on most surfaces, eliminating the need for a mouse pad in many scenarios.





*Image: The Logitech M317 Wireless Mouse being used alongside a laptop and a notepad, demonstrating its comfortable fit for everyday tasks.*

## Maintenance

---

To ensure optimal performance and longevity of your Logitech M317 Wireless Mouse, keep it clean by wiping it with a soft, dry cloth. Avoid using harsh chemicals or abrasive materials. The mouse is powered by a single AA battery, which provides up to 12 months of life. When the battery is low, the LED indicator on the mouse may flash or change color. To replace the battery, slide open the battery compartment cover, remove the old battery, and insert a new AA battery, ensuring correct polarity. Close the cover securely.

## Specifications

---

Brand	Logitech
Model	M317 (910-002901)
Connectivity Technology	Advanced 2.4 GHz Wireless (via USB Receiver)
Movement Detection Technology	Optical (1000 DPI)
Battery Type	1 x AA (included)
Battery Life	Up to 12 months
Operating System Compatibility	Windows, Mac (10.5 or later), Chrome OS, Linux
Hardware Platform	PC, Laptop
Item Weight	3.53 ounces (100g)
Product Dimensions (LxWxH)	1.97 x 1.96 x 3.54 inches (5 x 4.98 x 8.99 cm)

### Troubleshooting

- **Mouse not responding:**
  - Ensure the mouse is powered on (check the On/Off switch on the bottom).
  - Check the battery. Replace it if necessary.
  - Ensure the USB receiver is securely plugged into a working USB port on your computer. Try a different USB port.
  - Restart your computer.
- **Erratic cursor movement:**
  - Clean the optical sensor on the bottom of the mouse with a soft, lint-free cloth.
  - Ensure you are using the mouse on a suitable surface. Avoid highly reflective or transparent surfaces.
- **Connection issues:**
  - Move the mouse closer to the USB receiver to reduce interference.
  - Avoid placing the receiver near other electrical devices that might cause interference (e.g., cordless phones, Wi-Fi routers).







### Warranty and Support

The Logitech M317 Wireless Mouse comes with a 1-year battery life, indicating its efficiency. For detailed warranty information, technical support, or additional resources, please refer to the official Logitech website or the comprehensive user guide provided in PDF format.

**Official User Guide (PDF):** [Download User Guide](#)



## Related Documents - M317

	<p><a href="#">Logitech Marathon Mouse M705: Getting Started Guide &amp; Features</a></p> <p>Comprehensive guide to setting up and using the Logitech Marathon Mouse M705, including features, troubleshooting, and Unifying receiver setup.</p>
	<p><a href="#">Logitech MX Vertical Advanced Ergonomic Mouse - Getting Started Guide</a></p> <p>A comprehensive guide to setting up and using the Logitech MX Vertical advanced ergonomic mouse, covering connection methods, key features, power management, and additional information.</p>
	<p><a href="#">Logitech MX Master 3S Performance Wireless Mouse - Advanced Ergonomics &amp; 8K DPI Sensor</a></p> <p>Discover the Logitech MX Master 3S, a reimagined wireless mouse with quiet clicks, an 8K DPI sensor for ultimate performance on any surface, and advanced ergonomic design for productivity.</p>
	<p><a href="#">Logitech M240 for Business Wireless Mouse Datasheet - Features, Specs, Compatibility</a></p> <p>Comprehensive datasheet for the Logitech M240 for Business wireless mouse. Details features like Logi Bolt, Silent Touch, 18-month battery, product specifications, compatibility, and environmental certifications.</p>
	<p><a href="#">Logitech M170/M171 Wireless Mouse: Setup Guide and Features</a></p> <p>Get started with your Logitech M170/M171 wireless mouse. This guide provides step-by-step setup instructions, details product features, and offers troubleshooting tips for reliable wireless connectivity.</p>
	<p><a href="#">Logitech G PRO X SUPERLIGHT 2 LIGHTSPEED Gaming Mouse - Advanced Performance</a></p> <p>Discover the Logitech G PRO X SUPERLIGHT 2, an ultra-lightweight wireless gaming mouse designed for esports champions. Featuring LIGHTFORCE hybrid switches, the advanced HERO 2 sensor, and LIGHTSPEED wireless technology for ultimate precision and speed.</p>