

Novatel MiFi 4620LE

Novatel MiFi 4620LE Jetpack 4G Mobile Hotspot User Manual

INTRODUCTION

The Novatel MiFi 4620LE Jetpack is a portable 4G LTE and 3G Mobile Broadband device designed to provide wireless internet connectivity. It creates a personal Wi-Fi cloud, capable of sharing high-speed internet with up to 10 Wi-Fi-enabled devices simultaneously. This device supports current security requirements, including corporate VPNs, VPN pass-through, and NAT firewall. It features an interactive OLED display for checking menu options, security settings, battery life, and managing connected devices. This manual provides instructions for setting up, operating, and maintaining your device.

DEVICE OVERVIEW

Familiarize yourself with the physical components and display of your MiFi 4620LE Jetpack.

Front View



This image displays the front of the Novatel MiFi 4620LE Jetpack. It features the 'Verizon Jetpack' logo on the left and an OLED display on the right. The display shows indicators for signal strength, connected devices, and battery life, along with a 'Menu' option. Below the display are navigation buttons.

Angled View 1



This image shows the Novatel MiFi 4620LE Jetpack from a slightly angled perspective, highlighting its compact and rectangular form factor. The side profile suggests the location of ports or buttons.

Angled View 2



This image provides another angled view of the device, emphasizing the '4G LTE' branding on the bottom right corner of the front panel, confirming its high-speed network capability.

SETUP

1. Insert Battery and SIM Card

1. Remove the back cover of the MiFi 4620LE Jetpack.
2. Insert your activated Verizon Wireless SIM card into the designated SIM card slot. Ensure it is correctly oriented.
3. Insert the battery into its compartment, aligning the contacts.
4. Replace the back cover, ensuring it clicks securely into place.

2. Charge the Device

- Connect the provided charging cable to the MiFi 4620LE Jetpack's charging port.
- Plug the other end of the cable into a compatible USB power adapter or a computer's USB port.
- Allow the device to charge fully before initial use. The OLED display will indicate charging status.

3. Power On

- Press and hold the Power button (typically located on the side or top edge) until the OLED display illuminates.
- The device will boot up and attempt to connect to the Verizon Wireless network. This may take a few moments.

4. Initial Configuration

- Once powered on, the OLED display will show network status, Wi-Fi name (SSID), and password.
- Note down the SSID and password for connecting your devices.

OPERATING INSTRUCTIONS

Connecting Devices to Your Jetpack

1. Ensure your MiFi 4620LE Jetpack is powered on and connected to the mobile network.
2. On your Wi-Fi-enabled device (e.g., laptop, tablet, smartphone), open the Wi-Fi settings.
3. Scan for available Wi-Fi networks.
4. Select the network name (SSID) displayed on your Jetpack's OLED screen.
5. Enter the Wi-Fi password (security key) when prompted.
6. Your device should now be connected to the internet via the Jetpack.

Managing Settings via OLED Display

- Use the navigation buttons next to the OLED display to scroll through menu options.
- You can view information such as data usage, connected devices, network status, and battery level.
- Some basic settings, like changing the Wi-Fi password or enabling WPS, may be accessible directly from the device's menu.

Security Settings

- The MiFi 4620LE supports WPA2 encryption for secure Wi-Fi connections.
- For advanced security settings, including VPN pass-through and NAT firewall configurations, access the device's web administration interface from a connected computer. Refer to the device's packaging or Verizon Wireless support for the default IP address and login credentials.

MAINTENANCE

Battery Care

- To maximize battery life, avoid exposing the device to extreme temperatures.
- Charge the battery regularly and avoid letting it fully discharge for extended periods.
- If the device will not be used for a long time, store it with a partial charge (around 50%).

Cleaning the Device

- Use a soft, dry, lint-free cloth to clean the exterior of the device.
- Do not use liquid cleaners, aerosols, or harsh chemicals, as these can damage the device.

TROUBLESHOOTING

No Internet Connection

- **Check Signal Strength:** Ensure the device is in an area with adequate 4G LTE or 3G coverage. The

OLED display shows signal bars.

- **Restart Device:** Power off your Jetpack, wait a few seconds, and then power it back on.
- **Verify SIM Card:** Ensure the SIM card is properly inserted and activated with Verizon Wireless.
- **Check Data Plan:** Confirm your data plan is active and has available data.

Slow Connection Speed

- **Reduce Connected Devices:** Too many devices connected simultaneously can reduce speed.
- **Relocate Device:** Move the Jetpack to a location with better signal reception, away from obstructions.
- **Network Congestion:** Speeds can vary based on network traffic in your area.

Battery Not Charging / Short Battery Life

- **Check Charger:** Ensure you are using the original charger and cable, or a compatible alternative.
- **Inspect Ports:** Check the charging port on the device and the cable for any damage or debris.
- **Battery Age:** Over time, rechargeable batteries naturally degrade. Consider replacing the battery if it's old and holds significantly less charge.

SPECIFICATIONS

- **Product Dimensions:** 2.36 x 0.73 x 3.79 inches
- **Item Weight:** 4.3 ounces
- **Model Number:** MiFi 4620LE
- **Batteries:** 1 Lithium Ion battery required
- **Operating System:** Google Android (Note: This refers to the underlying OS, not user interface)
- **Frequency:** 5 GHz (for Wi-Fi)
- **Wireless Communication Technologies:** 4G
- **Connectivity Technologies:** Wi-Fi
- **Special Features:** WPS (Wi-Fi Protected Setup)
- **Form Factor:** Candy Bar
- **Color:** Black
- **Phone Talk Time:** 600 Minutes (This specification might be a generic entry and not directly applicable to a hotspot's primary function)
- **Phone Standby Time (with data):** 472 hours
- **Manufacturer:** Novatel
- **Date First Available:** April 20, 2012
- **Model Name (Internal):** 0417Z1NE29Q
- **Frequency Band Class:** Dual-Band
- **Wireless Communication Standard:** 802.11ac (Note: This may refer to Wi-Fi standard support)
- **Recommended Uses For Product:** Home





WARRANTY AND SUPPORT



For information regarding the manufacturer's warranty, please refer to the documentation included with your purchase or visit the official Novatel Wireless website. For technical support, troubleshooting assistance, or service-related inquiries, please contact Verizon Wireless customer support, as they are the service provider for this Jetpack model.

Always ensure you have your device's model number and serial number available when contacting support.

© 2023 Novatel Wireless. All rights reserved.

Related Documents - MiFi 4620LE

	<p>Verizon Jetpack MiFi 4510L User Guide</p> <p>Comprehensive user guide for the Verizon Jetpack MiFi 4510L mobile hotspot, detailing setup, features, settings, troubleshooting, and specifications for reliable 4G LTE and Wi-Fi connectivity.</p>
	<p>Verizon Jetpack MiFi 7730L User Guide</p> <p>This user guide provides comprehensive instructions for the Verizon Jetpack MiFi 7730L. Learn about its features, setup, connectivity options, settings management, and troubleshooting for this 4G LTE mobile hotspot.</p>
	<p>Verizon Jetpack MiFi 5510L User Guide - Get Online Anywhere</p> <p>Explore the Verizon Jetpack 4G LTE Mobile Hotspot MiFi 5510L with this official user guide. Learn setup, Wi-Fi connection, device management, and troubleshooting for seamless mobile internet.</p>
	<p>NetZero MiFi 2200 & MiFi 500 Quick Start Guides</p> <p>Comprehensive quick start guides for NetZero MiFi 2200 and MiFi 500 4G LTE HotSpot devices, covering setup, connection, and basic usage.</p>

	<p>Novatel Wireless MiFi 2 User Guide: Portable 4G LTE Internet Access</p> <p>Explore the Novatel Wireless MiFi 2 Intelligent Mobile Hotspot. This user guide provides setup instructions, connection tips, feature explanations, and troubleshooting for your portable 4G LTE internet device.</p>
	<p>Novatel Wireless MiFi 7000 User Guide: Setup, Features, and Troubleshooting</p> <p>Comprehensive user guide for the Novatel Wireless MiFi 7000 mobile hotspot. Learn about setup, touchscreen operation, admin website management, connectivity, troubleshooting, and product specifications.</p>

Documents - Novatel – MiFi 4620LE



[pdf] Instructions

null Software Update for the NOVATEL MIFI 4620LE Verizon Wireless is pleased to announce a software update designed improve performance of your Novatel MiFi Jetpack 4G Mobile Hotspot Mifi4620L upgradev2 verizonwireless dam support system

Software Update for the NOVATEL **MIFI 4620LE**. Software Version 3.30.15 Verizon Wireless is pleased to announce a software update designed to improve the performance of your Novatel MiFi 4620LE Jetpack 4G Mobile Hotspot. This software update version 3.30.15 SU4 is only available to customers current...

lang:en score:48 filesize: 214.77 K page_count: 1 document date: 2014-06-18

