Saved from manuals.plus.
Open the live page for links to other documents and user manuals.

Lexus IS 350, IS 250

Lexus IS 350/IS 250 2008 Owner's Manual Set: Comprehensive Guide

Understanding Your Vehicle Documentation

Introduction to Your Owner's Manual Set

This guide provides an overview of the official 2008 Lexus IS 350 and IS 250 Owner's Manual Set. This comprehensive collection of documents is designed to assist vehicle owners in understanding the operation, maintenance, and features of their Lexus IS 350 or IS 250 model year 2008. Familiarizing yourself with these manuals is crucial for safe and efficient vehicle use.



Image: The complete 2008 Lexus IS 350/IS 250 Owner's Manual Set housed within a protective black Lexus-branded folio.

Components of the Manual Set

The 2008 Lexus IS 350/IS 250 Owner's Manual Set typically includes several distinct publications, each serving a specific purpose. These are often organized within a protective folio for easy access and storage.

1. Main Owner's Manual



Image: The cover of the primary Owner's Manual for the 2008 Lexus IS 350 and IS 250, featuring the Lexus logo and a side profile of the vehicle.

This is the primary document for your vehicle. It contains detailed information on:

- Vehicle features and controls
- Driving procedures and safety guidelines
- Basic maintenance schedules and procedures
- Warning lights and indicators
- Emergency procedures

It is recommended to read this manual thoroughly to understand all aspects of your vehicle's operation.

2. Navigation System Owner's Manual

Image: The cover of the Navigation System Owner's Manual for the 2008 Lexus IS 350 and IS 250, displaying a map interface on the vehicle's screen.

For vehicles equipped with the factory navigation system, this manual provides specific instructions on:

- Operating the navigation system
- Entering destinations and planning routes
- Using voice commands
- Updating maps and software (if applicable)
- Integrating with other vehicle systems

3. Owner's Manual Quick Guide



Image: The cover of the Quick Guide for the 2008 Lexus IS 350 and IS 250, offering a condensed overview of key features.

This condensed guide offers a quick reference for frequently used features and common operations, ideal for new owners or for a rapid review of essential functions. It typically covers:

- Dashboard layout and controls
- Basic audio and climate settings
- Fueling and tire pressure information
- Quick start procedures

4. Warranty and Services Guide

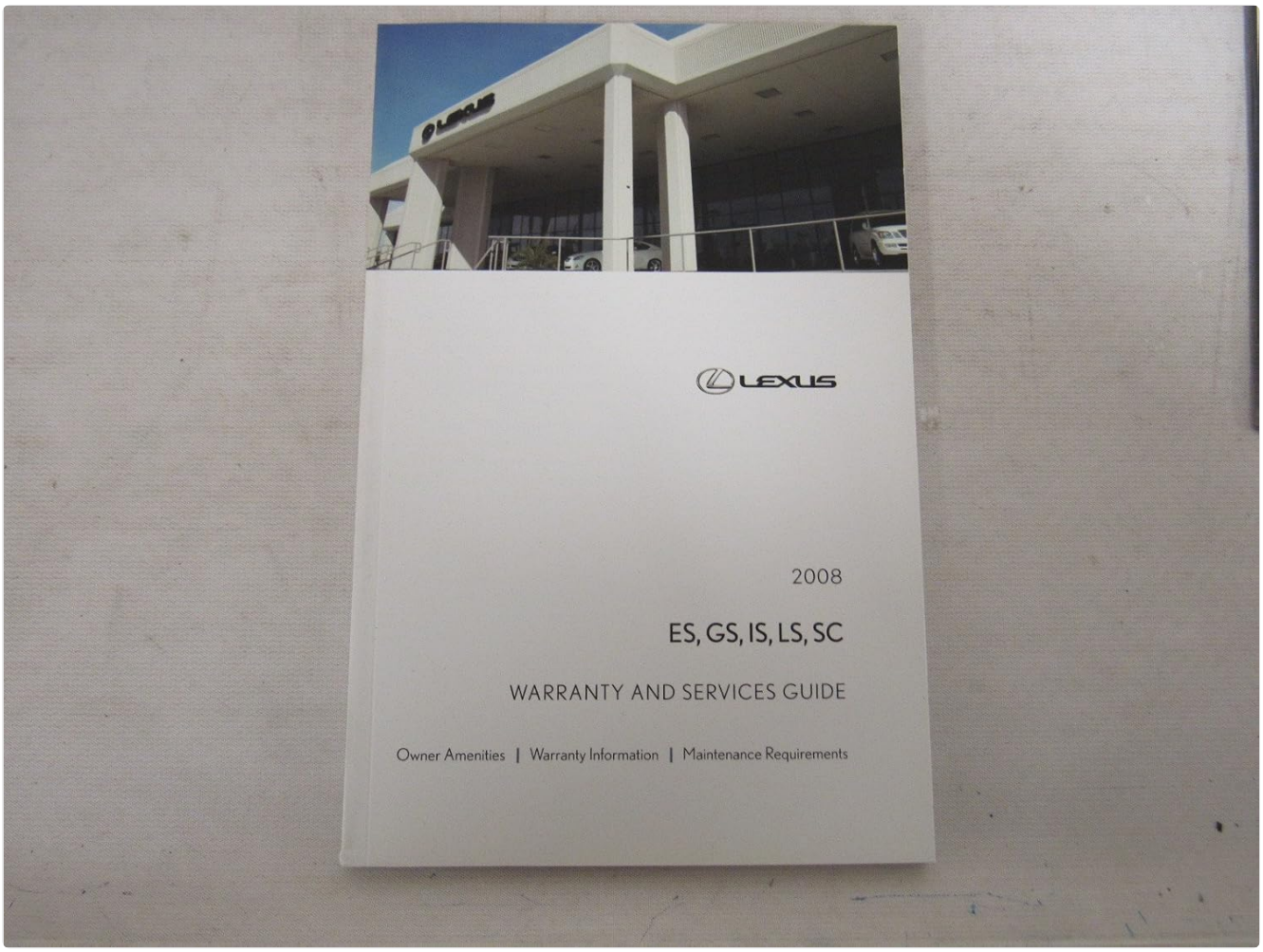

Image: The cover of the 2008 Lexus Warranty and Services Guide, applicable to ES, GS, IS, LS, and SC models, showing a Lexus dealership building.

This guide provides critical information regarding your vehicle's warranty coverage and recommended service intervals. It includes:

- Details of the Lexus New Vehicle Limited Warranty
- Maintenance requirements and schedules
- Owner amenities and benefits
- Contact information for Lexus customer support

5. Lemon Law Guide (if applicable)



Image: The cover of the Lexus Lemon Law Guide, featuring a scenic road view.

Depending on the region of sale, a Lemon Law Guide may be included. This document outlines consumer protection laws related to defective vehicles and the procedures for addressing such issues.

Navigating Your Manuals

Each manual is organized with specific sections and often includes an index for quick reference. To effectively use your manuals:

1. **Identify the correct manual:** Determine which specific manual (e.g., Main Owner's, Navigation, Quick Guide) is most likely to contain the information you need.
2. **Utilize the Table of Contents:** Most manuals begin with a detailed table of contents to guide you to major sections.
3. **Use the Index:** For specific topics or keywords, refer to the alphabetical index usually found at the back of the manual.
4. **Cross-reference:** Information may sometimes refer to other sections or manuals. Follow these references for complete details.

Maintaining Your Manuals

To ensure the longevity and readability of your owner's manual set:

- **Storage:** Keep all manuals together in the provided folio, typically stored in the glove compartment or a designated area within the vehicle.
- **Protection:** Avoid exposing the manuals to direct sunlight, extreme temperatures, or moisture, which can cause

damage to the paper and binding.

- **Handling:** Handle pages carefully to prevent tearing or creasing.

Finding Information (Troubleshooting)

When encountering a specific issue or needing information, follow these steps:

1. **Quick Guide First:** For common questions or immediate operational needs, consult the Owner's Manual Quick Guide.
2. **Main Owner's Manual:** For detailed explanations of vehicle functions, warning lights, or basic troubleshooting steps, refer to the Main Owner's Manual. Look for sections related to "Troubleshooting," "Warning Indicators," or specific system descriptions.
3. **Navigation Manual:** If your query pertains to the infotainment or navigation system, the dedicated Navigation System Owner's Manual is the primary resource.
4. **Professional Assistance:** If the manuals do not provide a solution or if the issue is complex, contact an authorized Lexus service center.

Specifications of the Manual Set

Attribute	Detail
Vehicle Models Covered	Lexus IS 350, Lexus IS 250
Model Year	2008
Language	English
Format	Printed Books (Unknown Binding)
Contents	Main Owner's Manual, Navigation System Manual, Quick Guide, Warranty & Services Guide, Lemon Law Guide (regional)

Warranty and Support

For detailed information regarding your vehicle's warranty, service schedules, and customer support, refer to the **Warranty and Services Guide** included in your manual set. This document provides official Lexus policies and contact information.
For additional support or to locate an authorized Lexus dealer, please visit the official Lexus website or contact Lexus customer service directly. (Note: Specific contact details are typically found within the Warranty and Services Guide).

Additional Accessories



Image: A black leather cover designed for a vehicle key fob, potentially included as an accessory with the manual set or vehicle.

Some manual sets may include additional accessories, such as a key fob cover. While not part of the instructional documentation, these items are often provided for convenience or protection of vehicle components.

This document is for informational purposes only and is not a substitute for the official Lexus Owner's Manuals.

© 2008 Lexus. All rights reserved.

Ask a question about this manual

Ask about setup, troubleshooting, compatibility, parts, safety, or missing instructions. Manuals+ will review the question and use this page's manual context to help answer it.

Name

Anonymous

Email

you@example.com

After a successful submission, we securely hash the supplied account or form email before sending it to Microsoft Advertising for conversion attribution. Privacy details.

Question

Example: How do I reset this device or fix this error?

Details

Model number, symptoms, what you tried, or the section of the manual you are using.

Submit question

Open the live page

https://manuals.plus/asin/B009JNKA9K

More documents and user manuals: **https://manuals.plus/**