

Manuals+

[Q & A](#) | [Deep Search](#) | [Upload](#)

manuals.plus /

› [Chevrolet](#) /

› [2009 Chevy Equinox Owner Manual](#)

Chevrolet Equinox

2009 Chevy Equinox Owner Manual

Official Factory Original Document

INTRODUCTION

This document serves as the official factory original owner's manual for the 2009 Chevrolet Equinox. It is designed to provide vehicle owners with a fundamental understanding of their vehicle's operation, recommended maintenance procedures, and essential safety information. This manual is an indispensable resource for maintaining the vehicle's performance and ensuring safe operation.

MANUAL OVERVIEW AND CONTENT

The manual contains comprehensive information developed by the Original Equipment Manufacturer (OEM). Key topics covered include:

- **Setup:** Guidance on initial familiarization with vehicle features and controls.
- **Operating:** Detailed instructions for driving, using vehicle systems, and understanding dashboard indicators.
- **Maintenance:** Recommended service schedules, procedures for fluid checks, tire pressure, and fuse replacement.
- **Troubleshooting:** Information to diagnose common issues and steps for basic problem resolution.
- Driver and Passenger Safety guidelines.
- Detailed descriptions of instruments and controls.
- Specifications for recommended oil, gas tank capacity, and settings for clock and radio.
- Information regarding vital vehicle fluids.

VISUAL REFERENCE

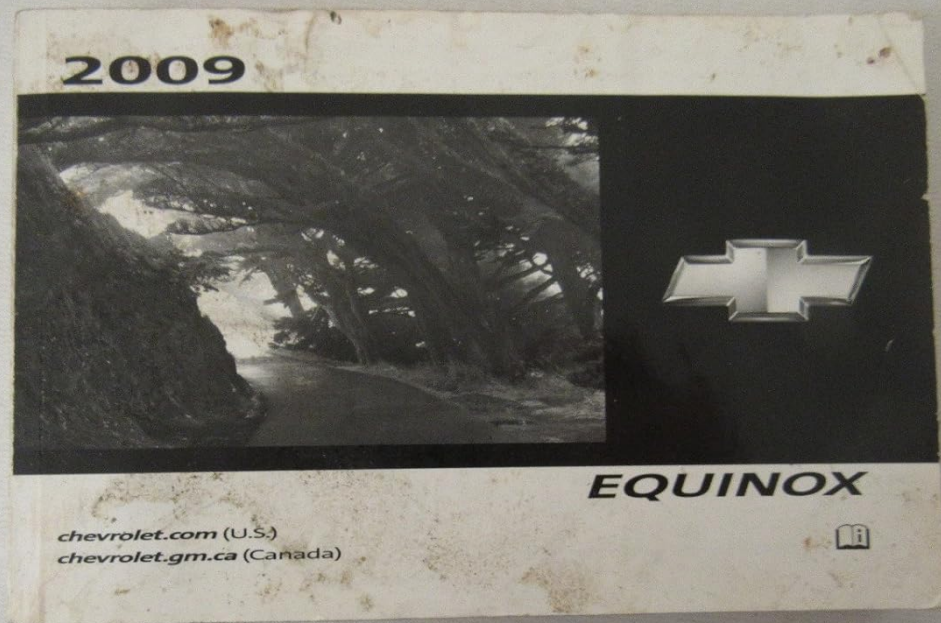


Figure 1: Front Cover. This image displays the front cover of the 2009 Chevy Equinox Owner Manual. It features the year "2009", the model name "EQUINOX", and the Chevrolet emblem. The cover also includes web addresses for Chevrolet in the U.S. and Canada: chevrolet.com (U.S.) and chevrolet.gm.ca (Canada).




Figure 2: Back Cover. This image shows the back cover of the 2009 Chevy Equinox Owner Manual. It prominently features a barcode with the number [15910163A](#), which may be a part number or internal identifier. A GM logo is also visible, along with a recycling symbol.

SPECIFICATIONS OF THE MANUAL

Physical and Publication Details

Attribute	Detail
Publisher	Chevrolet
Publication Date	January 1, 2009
Language	English
Item Weight	1.01 pounds
Dimensions	7.5 x 5 x 0.6 inches
Format	Paperback
ASIN	B009GJ0IFI

WARRANTY AND SUPPORT







This owner's manual itself does not carry a separate warranty; however, it contains crucial information regarding the

warranty of the 2009 Chevrolet Equinox vehicle. For specific vehicle warranty details, please refer to the dedicated section within the manual.

For support related to the vehicle or to obtain replacement manuals, please consult the contact information provided within the manual or visit the official Chevrolet website: www.chevrolet.com.

This manual provides essential information for the 2009 Chevrolet Equinox. Always consult the latest official documentation for the most current details.

Related Documents - Equinox

	<p>2009 Chevrolet Equinox: Your Guide to Features and Operation</p> <p>An introductory guide for the 2009 Chevrolet Equinox, detailing its driver information, safety, comfort, entertainment, convenience, performance, and owner resources. Essential reading for new owners to understand their vehicle.</p>
	<p>2009 Chevrolet Equinox Owner Manual</p> <p>This comprehensive owner's manual provides essential information for operating and maintaining your 2009 Chevrolet Equinox. Learn about vehicle features, safety systems, driving tips, and maintenance schedules to ensure a safe and enjoyable driving experience.</p>
	<p>2012 Chevrolet Equinox Owner Manual</p> <p>Comprehensive owner's manual for the 2012 Chevrolet Equinox, covering features, operation, maintenance, and safety.</p>
	<p>DTC P0315: Crankshaft Position System Variation Not Learned - 2012 Chevy Equinox L4-2.4L Repair Guide</p> <p>Detailed diagnostic information for DTC P0315 (Crankshaft Position System Variation Not Learned) on the 2012 Chevrolet Equinox with L4-2.4L engine. Includes circuit description, diagnostic steps, and repair procedures from ALLDATA.</p>
	<p>2018 Chevrolet Equinox Owner's Manual</p> <p>Comprehensive guide for the 2018 Chevrolet Equinox, covering operation, features, safety, and maintenance. Learn to use your vehicle effectively and safely.</p>
	<p>Chevrolet Chevy Equinox 2018-2024 Power Tailgate Installation Manual</p> <p>This manual provides detailed instructions for installing a power tailgate system on Chevrolet Chevy Equinox models from 2018 to 2024. It covers essential precautions, a wiring diagram, step-by-step installation procedures, remote control operation, and post-installation testing guidelines.</p>