

## Hot Wheels Auburn 852

# Hot Wheels Auburn 852 Die-Cast Model Instruction Manual

Model: Auburn 852 | Collector #215

### INTRODUCTION

This manual provides essential information for the Hot Wheels Auburn 852 die-cast model. Please read these instructions carefully to ensure proper handling and care of your collectible.

### SAFETY INFORMATION

**Recommended Age:** This product is recommended for ages 3 years and up. It contains small parts which may pose a choking hazard for children under 3 years of age.

**Material:** The model is constructed from die-cast metal and plastic components.

### PRODUCT OVERVIEW

The Hot Wheels Auburn 852 is a 1:64 scale die-cast replica of the classic Auburn 852 vehicle. This model features basic wheels and is part of the Hot Wheels Collector series.



*Image Description:* The image displays the Hot Wheels Auburn 852 die-cast model still sealed in its original packaging. The packaging consists of a blue card with the Hot Wheels logo prominently displayed at the top. Below the logo, an illustration of a classic car is visible, with "AUBURN 852" printed in yellow text. The bottom portion of the packaging features a clear plastic blister containing the red die-cast car. The car itself is a convertible with black fenders and silver-colored wheels.

## SETUP

The Hot Wheels Auburn 852 is ready for display or gentle play directly out of its packaging. No assembly is required.

1. Carefully remove the die-cast model from its packaging.
2. Inspect the model for any visible manufacturing defects or damage.
3. Place the model on a flat, stable surface for display, or prepare for gentle play.

## OPERATING INSTRUCTIONS

This die-cast model is designed for collection, display, and light recreational use. It is not intended for rough play or high-impact activities.

- **Display:** Position the model on a shelf, desk, or in a display case to showcase its design.
- **Gentle Play:** The wheels are functional, allowing the car to roll on smooth surfaces. Avoid excessive force or dropping the model.
- **Interaction:** Handle the model by its body to prevent damage to smaller components.

## MAINTENANCE AND CARE

Proper care will preserve the condition and appearance of your Hot Wheels Auburn 852.

- **Cleaning:** Use a soft, dry cloth to gently wipe away dust. For stubborn dirt, a slightly damp cloth can be used, followed immediately by a dry cloth. Avoid abrasive cleaners or harsh chemicals.
- **Storage:** Store the model in a cool, dry place away from direct sunlight and extreme temperatures to prevent paint fading or material degradation.
- **Handling:** Always handle the model with clean hands to avoid transferring oils or dirt.

## TROUBLESHOOTING

Most issues with die-cast models are related to physical damage from improper handling.

Issue	Possible Cause	Solution
Wheels do not roll smoothly	Dust or debris in axle, bent axle	Gently clean around the wheels. If bent, avoid forcing movement.
Paint chipping or fading	Rough handling, exposure to sunlight/chemicals	Store away from direct sunlight. Handle with care.
Loose or detached parts	Impact, manufacturing variation	For minor detachments, consider using model-safe adhesive. For significant damage, contact support.

## SPECIFICATIONS

**Product Dimensions:** 6.5 x 4.5 x 1.5 inches (packaging)

**Item Weight:** 0.64 ounces

**Scale:** 1:64

**Material:** Die-cast metal with plastic parts

**Model Number:** 1







**ASIN:** B009F0SMD8

**Manufacturer:** Matchbox

## WARRANTY AND SUPPORT

For questions regarding your Hot Wheels Auburn 852 die-cast model, please refer to the official Hot Wheels website or contact their customer support. Specific warranty details may vary by region and retailer.

Visit the [Hot Wheels Store on Amazon](#) for more information.

	<p><a href="#">Hot Wheels '94 Audi Avant RS2 Building Set: Iconic Car Recreated in Brick</a></p> <p>Discover the Hot Wheels Speed Series '94 Audi Avant RS2 building set. This detailed brick model faithfully recreates the iconic Audi RS2, offering a rewarding building experience from Mattel.</p>
	<p><a href="#">Hot Wheels City Playset: Assembly and Play Guide</a></p> <p>Step-by-step instructions for assembling and playing with the Hot Wheels City playset (Model HDP04-4B70G2). Includes battery installation, play features, and safety warnings. Suitable for ages 4-8.</p>
	<p><a href="#">Hot Wheels City Bat Attack Playset: Assembly and Play Guide</a></p> <p>Comprehensive instructions for the Hot Wheels City Bat Attack playset, covering assembly, sticker application, and gameplay modes for children aged 4+. Features detailed steps for an engaging play experience.</p>
	<p><a href="#">Hot Wheels HW Ultimate Garage Assembly Instructions and Play Guide</a></p> <p>Comprehensive instructions for assembling and playing with the Hot Wheels HW Ultimate Garage playset, featuring a T-Rex, multiple race levels, and Hot Wheels™ id integration. Includes performance tips and play modes.</p>
	<p><a href="#">Hot Wheels Ultimate Garage Instructions and Play Guide</a></p> <p>Comprehensive instructions and play guide for the Hot Wheels Ultimate Garage playset, detailing assembly, performance tips, and various play modes like T-Rex Chase Race and Only Cars Race. Includes information on features and Hot Wheels id integration.</p>
	<p><a href="#">Hot Wheels Cobra Crush Play Set: Official Instructions</a></p> <p>Official instruction manual for the Hot Wheels Cobra Crush Play Set. Learn how to assemble, set up, and play with this exciting toy. Includes safety information and additional play ideas.</p>