

## GUESS U0167G1

# GUESS Sports Analog Black Dial Men's Watch U0167G1 User Manual

Model: U0167G1

## INTRODUCTION

---

This manual provides comprehensive instructions for the setup, operation, maintenance, and troubleshooting of your GUESS Sports Analog Black Dial Men's Watch, model U0167G1. Please read this manual carefully to ensure proper use and longevity of your timepiece.



Image: Front view of the GUESS Sports Analog Black Dial Men's Watch U0167G1, showcasing its black dial, silver-tone case, and black silicone strap with brushed steel links.

## 1. Unboxing and Initial Inspection

Carefully remove the watch from its packaging. Inspect the watch for any visible damage. Ensure all protective films are removed from the crystal and case back.



Image: The GUESS watch packaging box, a dark grey textured box with the GUESS logo.

## 2. Setting the Time and Date

1. **Pull out the crown:** Gently pull the crown (the knob on the side of the watch) to the outermost position.
2. **Set the time:** Rotate the crown to move the hour and minute hands clockwise until the desired time is displayed. For accurate time setting, align the minute hand with the correct minute mark when the second hand reaches the 12 o'clock position.
3. **Set the date:** If your watch has a date function, pull the crown to the middle position (if applicable, some watches have only two positions). Rotate the crown to adjust the date. Avoid setting the date between 9 PM and 3 AM, as this can interfere with the date change mechanism.
4. **Push in the crown:** Once the time and date are set, push the crown back into its normal operating position to start the watch.

## 3. Strap Adjustment

The watch features a black silicone strap with a buckle closure. Adjust the strap by inserting the pin into the appropriate hole for a comfortable and secure fit on your wrist.



Image: The GUESS Sports Analog Black Dial Men's Watch U0167G1 worn on a wrist, demonstrating its size and fit.

## OPERATING INSTRUCTIONS

---

### 1. Basic Timekeeping

Your GUESS watch displays time using hour, minute, and second hands on an analog dial.

### 2. Chronograph Function

This watch is equipped with a chronograph (stopwatch) function, 24-hour/international time display, and a date display. The specific operation of the chronograph sub-dials and pushers may vary slightly. Refer to the markings on your watch dial for specific functions:

- **Start/Stop:** Typically, the top pusher (button) on the side of the case starts and stops the chronograph.
- **Reset:** The bottom pusher usually resets the chronograph hands to zero.
- **Sub-dials:** Observe the sub-dials for elapsed seconds, minutes, and 24-hour time.

### 3. Water Resistance

Your watch is water-resistant to 100 meters (330 feet). This means it is suitable for swimming and snorkeling. However, it is **not** suitable for diving. Avoid operating the crown or pushers when the watch is wet or submerged, as this can compromise the water resistance.

## MAINTENANCE

---

### 1. Cleaning

- **Case and Crystal:** Wipe the watch case and crystal with a soft, dry cloth. For stubborn dirt, a slightly damp cloth can be used, followed by immediate drying.
- **Silicone Strap:** The silicone strap can be cleaned with mild soap and water. Rinse thoroughly and dry completely before wearing.
- **Avoid Chemicals:** Do not use harsh chemicals, solvents, or abrasive cleaners, as these can damage the watch's finish or strap material.

### 2. Water Exposure Precautions

- Always ensure the crown is fully pushed in before any contact with water.
- Avoid exposing the watch to hot water, steam, or sudden temperature changes, which can affect the

water resistance seals.

- Rinse the watch with fresh water after exposure to saltwater or chlorinated water.

### 3. Battery Replacement

Your watch is powered by a product-specific battery (included). When the watch stops or the second hand begins to jump erratically (if applicable), the battery may need replacement. It is recommended to have the battery replaced by an authorized GUESS service center or a qualified watch technician to ensure proper sealing and water resistance.

### 4. Storage

When not in use, store your watch in a cool, dry place, away from direct sunlight and extreme temperatures. Keeping it in its original box can provide additional protection.

## TROUBLESHOOTING

- **Watch not running:**
  - Ensure the crown is fully pushed in.
  - The battery may need replacement. Refer to the "Battery Replacement" section.
- **Incorrect time/date:**
  - Follow the "Setting the Time and Date" instructions in the Setup section.
- **Water inside the watch:**
  - Immediately take the watch to an authorized service center. Do not attempt to open the watch yourself.

For issues not covered here, please contact GUESS customer support or an authorized service center.

## SPECIFICATIONS

Feature	Detail
Model Number	U0167G1
Brand	GUESS
Movement Type	Quartz
Case Diameter	47 Millimetres
Band Material Type	Silicone
Band Colour	Black
Water Resistance Depth	100 Meters (330 Feet)
Item Weight	136 Grams
Product Dimensions	1.3 x 1.3 x 1.3 cm

Feature	Detail
Batteries	1 Product Specific battery (included)
First Available Date	25 April 2013



Image: A visual guide illustrating various watch case diameters from 14-16mm to 50-54mm, providing a reference for watch sizing.







## WARRANTY INFORMATION

The warranty type for this product is "Contact seller of record." Please retain your proof of purchase and contact the seller directly for any warranty-related inquiries or claims.

## CUSTOMER SUPPORT

For further assistance, technical support, or service, please contact GUESS customer service or visit an authorized GUESS service center. You can also visit the official GUESS store on Amazon for more product information and support resources:

[GUESS Store on Amazon](#)

	<p><a href="#">Guess Watches Instruction Manual - Features, Operation, and Setup</a></p> <p>Comprehensive instruction manual for Guess watches, covering operation, features, chronograph functions, analog-digital models, and setup procedures for various watch types. Includes guidance on time, date, day, alarm, timer, and stopwatch functions.</p>
	<p><a href="#">GUESS Watch User Guide</a></p> <p>Comprehensive user guide for GUESS watches, covering setup, care, warranty, and various movement functionalities. Learn how to operate and maintain your GUESS timepiece.</p>
	<p><a href="#">Guess BT 4G PU Leather Case with Metal Logo - Blue User Manual</a></p> <p>Official user manual for the Guess BT 4G PU Leather case with metal logo in blue. Learn about product features, safety guidelines, usage instructions, care, and warranty.</p>
	<p><a href="#">Guess Script Metal Logo Headphones: User Manual and Specifications</a></p> <p>Comprehensive guide for Guess Script Metal Logo headphones, covering first use, controls, LED indicators, and technical specifications. Includes instructions for pairing, playback, calls, and voice assistant activation.</p>
	<p><a href="#">GUESS Wireless Headphones OF-V27 User Manual</a></p> <p>User manual for GUESS Wireless Headphones, model OF-V27, providing instructions on Bluetooth pairing, operation, charging, and specifications.</p>
	<p><a href="#">GUESS Connect iOS User Manual: A Complete Overview</a></p> <p>This user manual provides a comprehensive guide to setting up and using the GUESS Connect iOS smartwatch, covering features, controls, app integration, and troubleshooting.</p>