

Monarch Specialties I 7023

Monarch Specialties I 7023 Computer Desk - Left or Right Facing Corner, White Instruction Manual

Model: I 7023 | Brand: Monarch Specialties

1. INTRODUCTION

This manual provides essential information for the assembly, operation, and maintenance of your Monarch Specialties I 7023 Computer Desk. This L-shaped desk is designed to offer a spacious work surface and integrated storage solutions for a contemporary home office environment. It features thick panels, clean lines, and a white finish.

Key Features:

- Constructed from Particle board, Hollow-Core, Laminate & MDF.
- Overall Dimensions: 60" L x 47.25" D x 29.5" H.
- Features two medium storage drawers and one lateral file drawer with easy metal glides.
- Corner workstation with a smooth white finish on all sides.
- Adjustable shelves for versatile storage.
- Can be assembled for left or right-hand configuration.

2. IMPORTANT SAFETY INFORMATION

WARNING: Always anchor the desk to the wall to prevent tipping. Do not place heavy items on the adjustable shelves when they are extended to their maximum height. The desk has a maximum weight recommendation of 150 pounds for the desktop surface.

Failure to follow these safety guidelines may result in injury or damage to the product.

3. PACKAGE CONTENTS

Before beginning assembly, ensure all parts are present and undamaged. Refer to the included assembly instructions for a detailed list of components.

Included Components:

- Desk components
- Assembly instructions
- Hardware (screws, dowels, etc.)

4. SETUP AND ASSEMBLY

Assembly is required for this desk. It is recommended that at least one person is available for assembly. Please follow the detailed assembly instructions provided in the package. The desk can be configured as an L-shaped unit with the return on either the left or right side to best suit your space.

Ensure all connections are secure before use. Do not overtighten screws.

5. OPERATING THE DESK FEATURES

Drawers:

The desk includes three drawers: two medium storage drawers and one lateral file drawer. These drawers are equipped with easy metal glides for smooth opening and closing. The lateral file drawer is designed to accommodate hanging files for organized document storage.

Adjustable Shelves:

The secondary surface of the desk features adjustable shelves. These shelves can be repositioned to different heights to accommodate various items such as books, office supplies, or a printer. Adjust the shelf height by removing the support pegs and reinserting them into the desired holes.

6. MAINTENANCE

To maintain the appearance and longevity of your desk, wipe it with a damp cloth as needed. Avoid using harsh chemicals or abrasive cleaners, as these may damage the finish.

7. SPECIFICATIONS

Brand	Monarch Specialties
Model Number	I 7023
Product Dimensions (D x W x H)	47.25"D x 60"W x 29.5"H
Color	White
Style	Contemporary
Base Material	Engineered Wood
Top Material Type	Engineered Wood
Finish Type	Matte
Special Feature	Adjustable
Room Type	Bedroom, Dormitory, Living Room, Office
Recommended Uses	Gaming, Working, Writing

Number of Drawers	3
Number of Shelves	2 (with adjustable panels)
Maximum Weight Recommendation	150 Pounds
Item Weight	135 Pounds
Required Assembly	Yes
Recommended People for Assembly	1

8. WARRANTY AND SUPPORT

Warranty Information:

This product comes with a 1-year limited warranty on parts. For specific warranty details or to make a claim, please refer to the warranty documentation included with your purchase or contact Monarch Specialties directly.

Customer Support:

If you encounter any issues during assembly or use, or if a part is missing or damaged, please contact Monarch Specialties customer support for assistance. Contact information can typically be found on the packaging or on the manufacturer's website.

9. VISUAL AIDS

Product Images:



Image 1: The Monarch Specialties I 7023 L-shaped computer desk in white, showcasing its overall design and integrated storage.



Image 2: The desk in a home office, demonstrating its use with a laptop and various office items, highlighting the spacious work surface.

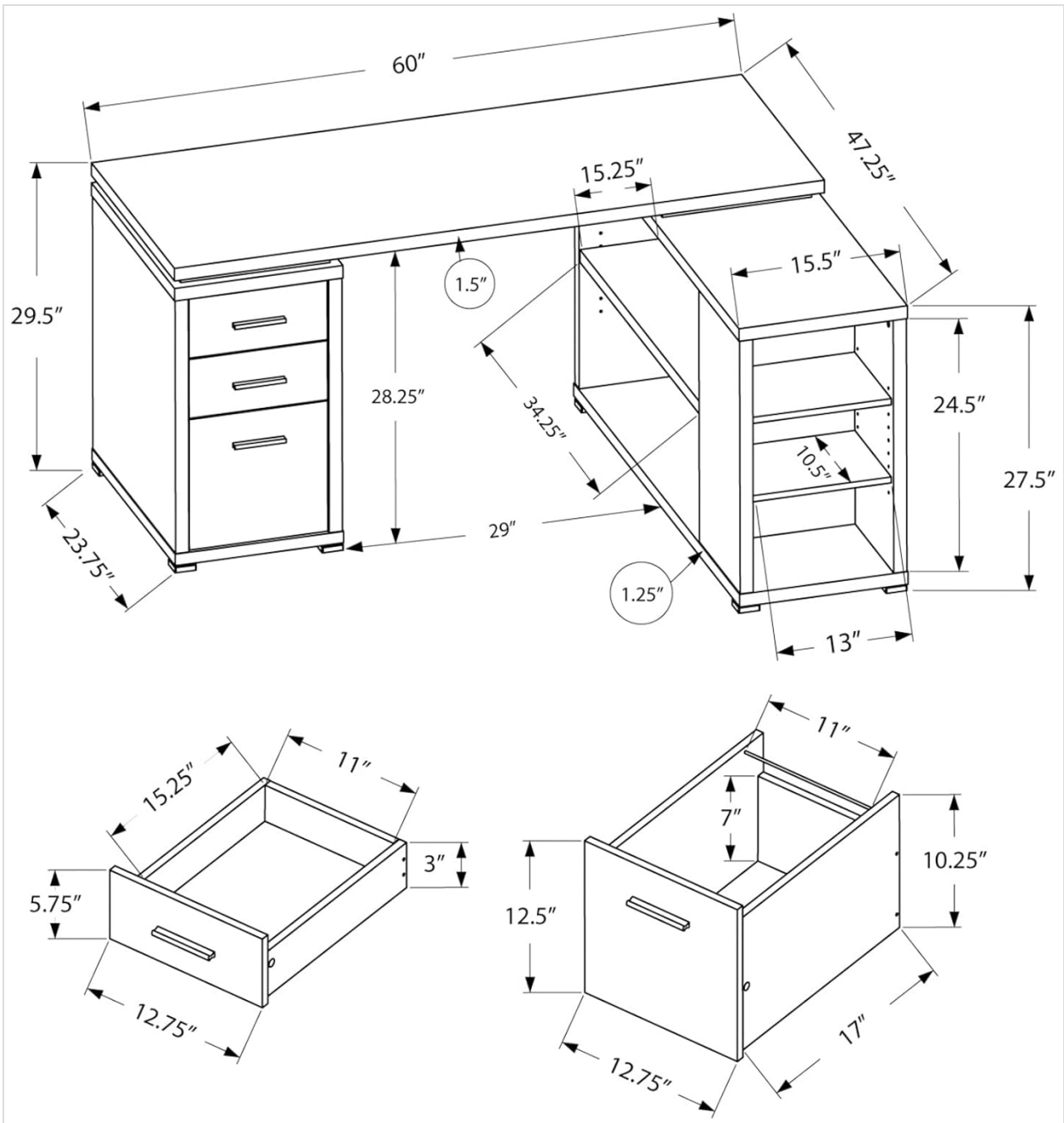


Image 3: A detailed diagram illustrating the dimensions of the desk, including length, depth, height, and drawer/shelf measurements.



Image 4: A close-up view of the three drawers on the desk, showing the silver-colored handles and the smooth white finish.









Image 5: A close-up of the adjustable shelves on the secondary surface of the desk, demonstrating the storage capability.

Official Product Videos:

No official product videos from the seller are available for embedding at this time.

Related Documents - I 7023

 The image shows the cover of the assembly instructions for the Monarch I 7385 42-inch computer desk. It features the Monarch logo, the model number I 7385, and a photograph of the white and black metal desk.	<p>Monarch Specialties I 7385 42" Computer Desk Assembly Instructions</p> <p>Comprehensive assembly instructions for the Monarch Specialties I 7385 42-inch computer desk. This guide details parts, hardware, and step-by-step assembly for a white and black metal computer desk.</p>
 The image shows the cover of the assembly instructions for the Monarch I 2723 72-inch Walnut TV Stand with Storage. It features the Monarch logo, the model number I 2723, and a photograph of the wooden TV stand.	<p>Monarch Specialties I 2723 72" Walnut TV Stand with Storage Assembly Instructions</p> <p>Assembly instructions for the Monarch Specialties I 2723 72" Walnut TV Stand with Storage. This guide details the parts list, hardware list, and step-by-step assembly process.</p>
 The image shows the cover of the assembly instructions for the Monarch I 7426 Computer Desk. It features the Monarch logo, the model number I 7426, and a photograph of the desk with a grey surface.	<p>Monarch Specialties I 7426 Computer Desk Assembly Instructions</p> <p>Comprehensive assembly guide for the Monarch Specialties I 7426 Computer Desk, featuring a 48-inch grey surface and options for left or right-facing orientation. Includes detailed parts and hardware lists.</p>
 The image shows the cover of the assembly instructions for the Monarch I 7606 48-inch computer desk. It features the Monarch logo, the model number I 7606, and a photograph of the black metal desk.	<p>Monarch I 7606 48-inch Computer Desk Assembly Instructions</p> <p>Detailed assembly instructions, parts list, and hardware list for the Monarch Specialties Inc. I 7606 48-inch computer desk. Includes step-by-step guidance for assembly.</p>
 The image shows the cover of the Nikon Monarch M7 Binoculars Instruction Manual. It features the Nikon logo, the model number MONARCH M7, and a photograph of the binoculars.	<p>Nikon Monarch M7 Binoculars Instruction Manual</p> <p>Comprehensive instruction manual for Nikon Monarch M7 binoculars, covering safety precautions, operation, maintenance, and specifications. Includes models 8x30, 10x30, 8x42, and 10x42.</p>