

## Joola Falcon

# JOOLA Falcon Table Tennis Racket and Case User Manual

Model: Falcon

## INTRODUCTION

Thank you for choosing the JOOLA Falcon Table Tennis Racket and Case. This manual provides essential information for the proper use, care, and maintenance of your new table tennis equipment. The JOOLA Falcon is designed for recreational players, offering a balance of control and power for an enhanced playing experience.

## PRODUCT OVERVIEW

The JOOLA Falcon Table Tennis Racket is a premium recreational racket engineered for optimal performance. Key features include:

- **Flared Handle with Ergo Grip:** Designed to fuse comfortably with your hand, providing ultimate control during play.
- **JOOLA's Control System Technology:** Reduces weight through vertical milling in the grip, contributing to more power and ball control while minimizing vibration.
- **ITTF Approved JOOLA Compass Rubber:** Features pips-in (smooth) rubber, approved by the International Table Tennis Federation, ensuring consistent and reliable performance.
- **Protective Nylon Racket Case:** Includes a durable nylon case with inside padding for maximum protection of your racket when not in use.



Figure 1: The JOOLA Falcon Table Tennis Racket and its protective nylon case. The racket features a red pips-in rubber surface and a flared handle with the JOOLA logo. The case is black with a green stripe.

## SETUP

---

The JOOLA Falcon Table Tennis Racket comes pre-assembled and ready for immediate use. No complex setup is required.

1. **Unpacking:** Carefully remove the racket from its packaging and the protective nylon case.
2. **Inspection:** Before first use, inspect the racket for any visible damage to the rubber or handle.
3. **Storage:** When not in use, always store the racket inside its padded nylon case to protect it from dust, moisture, and physical damage.

## OPERATING INSTRUCTIONS

---

Using your JOOLA Falcon racket is straightforward. Its design focuses on enhancing control and feel for recreational play.

- **Grip:** Hold the racket firmly but comfortably using the flared handle. The Ergo Grip is designed to conform to your hand, providing a secure and natural feel.
- **Playing Style:** This racket is suitable for a defensive style of play, offering excellent ball control. The ITTF approved pips-in rubber allows for consistent spin and speed.
- **Control System Technology:** Benefit from reduced vibration and enhanced ball feedback due to the integrated Control System Technology, allowing for more precise shots.

## MAINTENANCE

---

Proper maintenance will extend the life and performance of your JOOLA Falcon racket.

- **Cleaning the Rubber:** After each use, gently wipe the rubber surface with a damp, soft cloth to remove dust and sweat. For stubborn dirt, use a specialized table tennis rubber cleaner. Avoid harsh chemicals or abrasive materials.
- **Protecting the Rubber:** When not playing, always place the racket back into its padded nylon case. This protects the rubber from oxidation, dust, and physical damage, preserving its tackiness and lifespan.
- **Handle Care:** Keep the handle dry and clean. Avoid exposing the wooden handle to excessive moisture.
- **Storage:** Store the racket and case in a cool, dry place away from direct sunlight and extreme temperatures.

## TROUBLESHOOTING

---

Most issues with a table tennis racket relate to wear and tear or improper care. Here are some common points:

- **Reduced Spin/Grip:** If the rubber surface feels less tacky or provides less spin, it may be dirty or worn out. Clean the rubber thoroughly. If the issue persists, the rubber may need replacement over time due to natural wear.
- **Vibration:** While the Control System Technology minimizes vibration, excessive vibration might indicate a loose handle or blade damage. Inspect the racket for any cracks or loose parts.
- **Damage to Case:** If the nylon case is torn or damaged, it may no longer provide adequate protection. Consider replacing the case to ensure your racket remains protected.

For issues not covered here, please refer to the Warranty and Support section.

## SPECIFICATIONS

---

Feature	Detail
Product Type	Table Tennis Racket (Paddle)
Brand	JOOLA
Model	Falcon



Feature	Detail
Skill Level	Recreational / Amateur (Advanced as per spec)
Handle Style	Flared with Ergo Grip
Rubber Type	Pips-In (Smooth) JOOLA Compass Rubber, ITTF Approved
Blade Material	Wood
Technology	JOOLA Control System Technology
Case Material	Nylon with inside padding
Dimensions (Racket)	Approximately 27.9L x 20.3W Centimeters
Weight	Approximately 249 g (0.8 lbs)


## WARRANTY AND SUPPORT

For specific warranty information regarding your JOOLA Falcon Table Tennis Racket and Case, please refer to the documentation included with your purchase or visit the official JOOLA website. If you require technical support or have questions about your product, please contact JOOLA customer service through their official channels.  
**Official JOOLA Website:** [www.joola.com](http://www.joola.com) (Please note: This is a generic link and may not be the exact support page.)

© 2023 JOOLA. All rights reserved. Information in this manual is subject to change without notice.

### Related Documents - Falcon

	<p><a href="#">JOOLA Table Tennis Table Instruction Manual and Warranty</a></p> <p>This comprehensive instruction manual and limited warranty guide for JOOLA table tennis tables (Models INSIDE 18 - 11127 and TOUR 1800 - 11110) covers assembly, usage, safety precautions, maintenance, and warranty claims. Learn how to set up, use, and care for your JOOLA table tennis table.</p>
	<p><a href="#">JOOLA Table Tennis Table Instruction Manual - Inside 15 &amp; Tour 1500</a></p> <p>Comprehensive instruction manual for JOOLA Inside 15 and Tour 1500 table tennis tables, covering quality guarantee, safety, assembly, usage, and warranty information.</p>

	<p><a href="#">JOOLA Infinity Table Tennis Table Instruction Manual</a></p> <p>Official instruction manual for the JOOLA Infinity table tennis table, detailing assembly, usage, game rules, and warranty information. Includes parts list and safety guidelines.</p>
	<p><a href="#">JOOLA Table Tennis Table Instruction Manual - Models 11128 &amp; 11111</a></p> <p>Comprehensive instruction manual for JOOLA Table Tennis Tables, including assembly, usage, safety guidelines, and warranty information for models JOOLA INSIDE 25 (11128) and JOOLA TOUR 2500 (11111).</p>
	<p><a href="#">JOOLA Outdoor J500A Grey Table Tennis Table Assembly Instructions</a></p> <p>Step-by-step assembly guide for the JOOLA Outdoor J500A Grey Table Tennis Table (Art. 11645). Includes parts list, safety warnings, and assembly procedures for setting up your weather-resistant table tennis table.</p>
	<p><a href="#">JOOLA World Cup Table Tennis Table - Assembly and Usage Guide</a></p> <p>Official guide for the JOOLA World Cup table tennis table, covering assembly instructions, parts list, and important usage guidelines for safe and proper operation. Includes models 11280 and 11281.</p>