

Manuals+

[Q & A](#) | [Deep Search](#) | [Upload](#)

manuals.plus /

- › [Lithonia Lighting](#) /
- › [Lithonia Lighting 36-Inch Hanging Chain Kit User Manual](#)

Lithonia Lighting HC36 M12

Lithonia Lighting 36-Inch Hanging Chain Kit User Manual

Model: HC36 M12
Brand: Lithonia Lighting

1. INTRODUCTION AND PRODUCT OVERVIEW

The Lithonia Lighting 36-Inch Hanging Chain Kit is designed for suspending commercial light fixtures. This kit provides a secure and adjustable method for mounting strip or wrap luminaires, including LED strip lights and high bays, in various indoor environments.

Key Features:

- **Durable Construction:** Made from heavy-duty steel for reliable support.
- **Load Capacity:** Supports a total load of 35–40 lbs.
- **Versatile Application:** Suitable for strip and wrap light fixtures up to 4 ft long.
- **Indoor Use:** Designed specifically for dry, indoor industrial applications.




Image 1.1: The Lithonia Lighting 36-Inch Hanging Chain Kit, showing two chains and two hooks.

2. SAFETY INFORMATION

Please read and understand all safety instructions before installation and use. Failure to follow these instructions may result in injury or product damage.


- **Indoor Use Only:** This hanging light accessory is designed exclusively for dry, indoor industrial applications such as warehouses, shops, and garages.
- **Avoid Wet Locations:** Do not use this product in outdoor or wet environments.
- **Load Limits:** Ensure the total weight of the light fixture does not exceed the kit's rated capacity of 35–40 lbs.
- **Local Codes:** Always check and comply with local electrical and building codes before installation.
- **Fixture Guidelines:** Refer to the light fixture manufacturer's instructions for specific mounting requirements and compatibility.

3. PACKAGE CONTENTS

The Lithonia Lighting 36-Inch Hanging Chain Kit includes the following components:

- 2 x 36-inch Steel Chains
- 2 x Steel Hooks

HC36 Hanger Chain



Trusted Partner



Easy Installation

The HC36 36" Hanger Chain accessory can be used directly with Lithonia Lighting's® LED High Bay luminaires.

Ideal for indoor industrial applications such as warehouses and garages.



Image 3.1: The individual components of the hanging chain kit, laid out for inspection.

4. SPECIFICATIONS

Attribute	Value
Brand	Lithonia Lighting
Model Name	Lithonia
Part Number	HC36 M12
Material	Metal (Steel)
Color	Silver
Product Dimensions	36"L x 0.5"W x 0.5"H
Item Weight	7 ounces
Installation Type	Ceiling-suspended
Specific Uses For Product	Indoor

Load Capacity	35–40 lb
Included Components	Hanging chain



Image 4.1: Illustration of chain lengths, indicating 30-inch chain length and 36-inch chain length including the clip.

5. SETUP AND INSTALLATION

Installation of the Lithonia Lighting Hanging Chain Kit is designed to be straightforward. Always ensure power to the fixture is off before beginning installation.

1. **Prepare the Fixture:** Ensure your light fixture is compatible with chain suspension and has appropriate attachment points.
2. **Attach Hooks to Structure:** Securely attach the two provided hooks to a suitable overhead structure (e.g., ceiling joists, support beams). Ensure the structure can safely support the weight of the light fixture plus the chain kit.
3. **Connect Chains to Fixture:** Attach one end of each 36-inch chain to the designated hanging points on your light fixture.
4. **Connect Chains to Hooks:** Link the other end of each chain to the hooks previously installed in the overhead structure.
5. **Adjust Height:** Adjust the height of the fixture by selecting the appropriate chain links. Ensure the fixture is level and stable.
6. **Verify Support:** Double-check all connections and verify that the support system can handle the rated load of 35–40 lbs.

Important Note: Printed instructions are not included with this kit. Refer to your light fixture's manufacturer instructions for specific guidance on preparing the fixture for suspension.

HC36 Hanger Chain

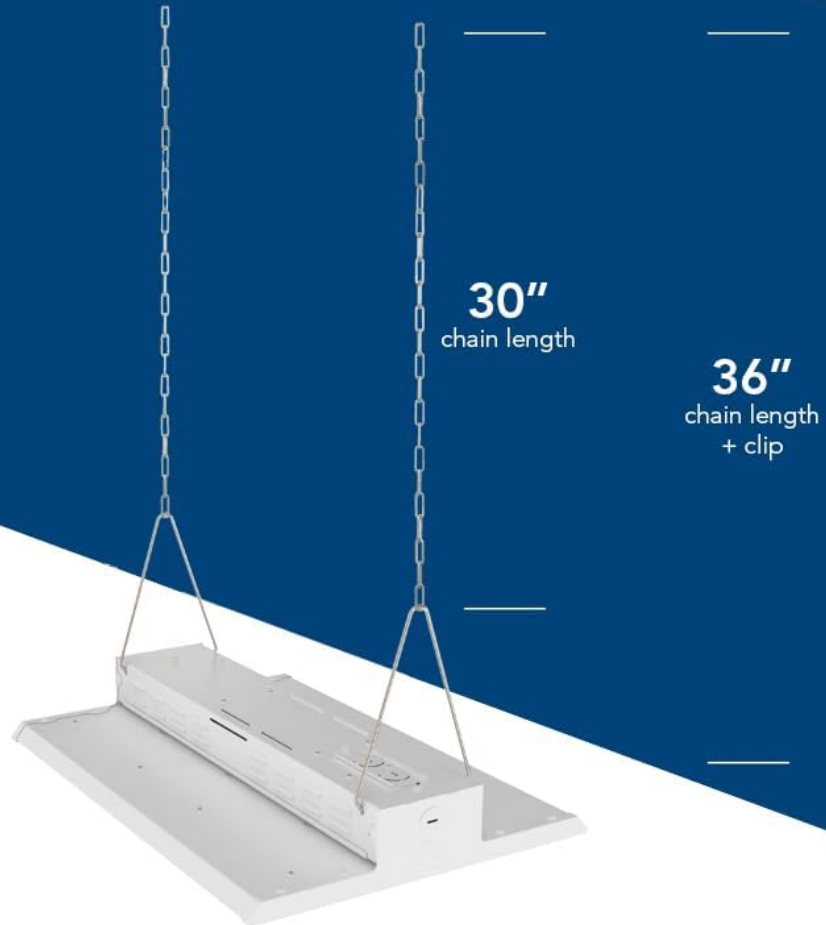


Image 5.1: A diagram illustrating a light fixture suspended from a ceiling using the hanging chain kit.



Image 5.2: An example of a light fixture successfully installed and suspended in a garage environment using the chain kit.

6. OPERATING INSTRUCTIONS

Once the Lithonia Lighting Hanging Chain Kit is correctly installed and the light fixture is securely suspended, no further operation of the chains themselves is required. The chains serve as a static support system for your lighting fixture.

Operation of the light fixture (e.g., turning it on/off) will depend on the specific fixture and its control method (e.g., wall switch, pull chain, app control).

7. MAINTENANCE

To ensure the continued safe and reliable performance of your hanging chain kit:

- **Periodic Inspection:** Regularly inspect the chains, hooks, and attachment points for any signs of wear, corrosion, bending, or damage.
- **Cleanliness:** Keep the chains free from excessive dust or debris. A dry cloth can be used for cleaning.
- **Avoid Overloading:** Never hang additional items from the chains or exceed the specified load capacity.
- **Environmental Conditions:** Confirm that the installation environment remains dry and free from moisture, as the product is rated for indoor-only use.

8. TROUBLESHOOTING

This product is a passive mechanical component. Most issues will relate to installation or compatibility.

- **Fixture Not Level:** If the light fixture is not level after installation, adjust the chain links on either side until the fixture hangs evenly.
- **Chains Appear Strained:** If the chains show signs of strain, bending, or deformation, immediately remove the

fixture and verify its weight. Ensure the fixture's weight does not exceed the kit's 35–40 lb capacity.

- **Unstable Fixture:** If the fixture swings excessively or feels unstable, re-check the security of the hooks in the overhead structure and the connections to the fixture. Ensure all components are tightly secured.
- **Corrosion/Damage:** If any part of the chain kit shows signs of corrosion or significant damage, replace the entire kit immediately.

9. WARRANTY INFORMATION

The Lithonia Lighting 36-Inch Hanging Chain Kit is covered by a one-year limited warranty. For specific details regarding warranty claims and coverage, please refer to the official Lithonia Lighting warranty policy or contact customer support.

10. SUPPORT AND CONTACT

For further assistance, technical support, or to explore other Lithonia Lighting products, please visit the official Lithonia Lighting Store:

[Visit the Lithonia Lighting Store on Amazon](#)