

Hasbro Gaming 98831

Hasbro Twister Party Classic Board Game Instruction Manual

Model: 98831

1. INTRODUCTION

The Hasbro Twister Party Classic Board Game is an interactive game designed for 2 to 4 players, recommended for ages 6 and up. This manual provides comprehensive instructions for setting up and playing the game, along with care guidelines and product specifications.

2. WHAT'S IN THE BOX

- 1 Twister mat
- 1 Spinner board with arrow and base
- Instructions

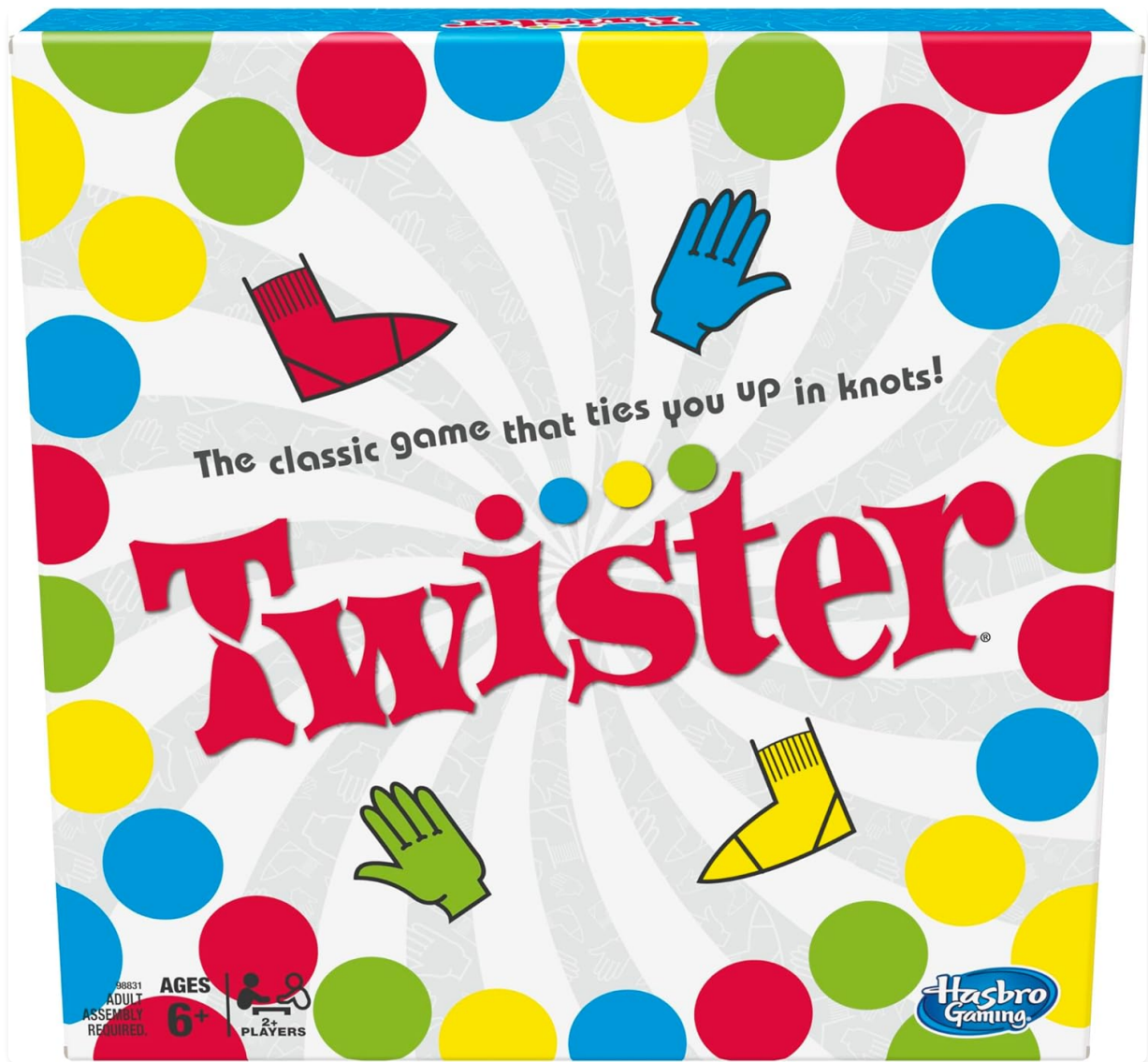


Image 1: The Twister game box, illustrating the main components.

3. SETUP

3.1 Mat Placement

Unfold the Twister mat and lay it flat on a smooth, level surface. Ensure there is enough space around the mat for players to move freely without obstruction.

3.2 Spinner Assembly

Attach the arrow to the center of the spinner board using the provided base. Ensure the arrow spins freely.



Image 2: The Twister spinner, ready for use.

4. How to PLAY

4.1 Objective

The objective of Twister is to be the last player remaining on the mat. Players must follow the commands of the spinner, placing their hands and feet on the designated colored spots without falling over or touching the mat with any other body part.

4.2 Starting the Game

1. Select one player to be the referee. The referee will operate the spinner and call out the moves.
2. Players stand on opposite sides of the mat, facing each other.
3. Each player places one foot on a yellow spot and one foot on a blue spot.

4.3 Taking Turns

1. The referee spins the spinner. The spinner will indicate a body part (left hand, right hand, left foot, or right foot) and a color (red, yellow, blue, or green).
2. All players must immediately move the specified body part to an empty spot of the called-out color.

3. If the specified body part is already on a spot of that color, or if all spots of that color are occupied, the referee spins again.
4. Players cannot move a body part from one spot to another without a command from the spinner, unless another player needs to use the spot.

4.4 Losing the Game

A player is eliminated from the game if:

- Their knee or elbow touches the mat.
- They fall over.
- They remove a hand or foot from a spot without a command from the spinner.

4.5 Winning the Game

The last player remaining on the mat wins the game.



Image 3: Players engaged in the Twister game, demonstrating the physical interaction.



Image 4: Children maneuvering on the Twister mat, illustrating the game's challenge.

5. GAME VARIATIONS

The Twister game includes additional moves to enhance gameplay:

- **Spinner's Choice:** If the spinner lands on 'Spinner's Choice', the referee can choose any body part and color combination.
- **Air:** If the spinner lands on 'Air', the player must lift the specified hand or foot into the air, without touching the mat.

6. CARE AND STORAGE

- To clean the mat, wipe it with a damp cloth and mild soap. Allow it to air dry completely before folding.
- Store the mat and spinner in the original box in a cool, dry place to prevent damage.
- Avoid playing with shoes on the mat to prevent tears or scuffs. Socks or bare feet are recommended.

7. TROUBLESHOOTING

- **Spinner not spinning freely:** Check if the arrow is properly attached to the base and not obstructed by any debris.
- **Mat slipping:** Ensure the mat is placed on a non-slip surface. For outdoor use, consider securing the corners.

8. PRODUCT SPECIFICATIONS

Feature	Detail
Product Dimensions	1.97 x 10.51 x 10.51 inches
Item Weight	1.13 pounds
Item Model Number	98831
Manufacturer Recommended Age	6 years and up
Language	English
Manufacturer	Hasbro




Image 5: Product dimensions for the Twister game.

9. OFFICIAL PRODUCT VIDEO

Your browser does not support the video tag.







Video 1: A Closer Look at the Hasbro Twister Party Classic Board Game.

10. WARRANTY AND SUPPORT

For warranty information or customer support, please refer to the official Hasbro Gaming website or contact

their customer service directly. Keep your purchase receipt as proof of purchase.
Visit the [Hasbro Gaming Store](#) for more products and information.

Related Documents - 98831

	<p>Perfection Board Game: How to Play and Set Up</p> <p>Instructions and guide for playing the Perfection board game, including setup, single-player mode, and multi-player mode.</p>
	<p>Monopoly: Deadpool Edition - Game Rules and Instructions</p> <p>Official rules and instructions for the Monopoly: Deadpool Edition board game. Learn how to set up, play, buy properties, build headquarters and D-Mansions, and win the game.</p>
	<p>Monopoly Deal Card Game - Fast-Paced Family Fun by Hasbro Gaming</p> <p>Discover Monopoly Deal, the quick-playing card game version of Monopoly. Swap, steal, and scheme your way to victory in this fast-paced property trading game for families and kids, model G0351.</p>
	<p>Monopoly Junior: Peppa Pig Edition - Official Game Rules and Instructions</p> <p>Learn how to play Monopoly Junior: Peppa Pig Edition with these official rules and instructions. Discover setup, gameplay, winning conditions, and board space details for this fun family board game.</p>
	<p>Monopoly: Stranger Things Edition - Official Rulebook and Game Guide</p> <p>Learn how to play the Monopoly: Stranger Things Edition board game. This guide covers setup, gameplay, special rules for Vecna's Gates, Cassette Tapes, and winning conditions. Features characters and locations from the Netflix series.</p>
	<p>Clue: Robbery at the Museum - Game Rules and Instructions</p> <p>Official rules and instructions for the Clue: Robbery at the Museum escape room board game by Hasbro. Learn how to set up, play, and solve the mystery.</p>