

## LEXIBOOK MFA210

# LEXIBOOK MFA210 USB Speakers Instruction Manual

## 1. INTRODUCTION

Thank you for choosing the LEXIBOOK MFA210 USB Speakers. These self-powered portable speakers are designed to enhance the audio experience of your tablet or personal computer. Featuring a compact design and color-changing lights, they are ideal for personal use and easy transport.

## 2. SAFETY INFORMATION

- Do not expose the speakers to water or excessive moisture.
- Avoid placing the speakers near heat sources or in direct sunlight.
- Do not attempt to open or repair the speakers yourself. Refer all servicing to qualified personnel.
- Keep out of reach of small children to prevent accidental ingestion of small parts.
- Ensure the USB cable is not pinched or walked on.

## 3. PACKAGE CONTENTS

- LEXIBOOK MFA210 USB Speakers (1 pair)
- Integrated USB power and audio cable

## 4. PRODUCT OVERVIEW

The LEXIBOOK MFA210 USB Speakers are designed for simplicity and portability. Each speaker features a clear casing with an internal white and orange design, housing the speaker driver. One speaker unit includes an integrated volume control knob.



Image: Front and side view of the LEXIBOOK MFA210 USB Speakers, showcasing their compact design and clear outer shell.



Image: Front view of both LEXIBOOK MFA210 USB Speakers, highlighting the volume control knob on the right speaker.

## 5. SETUP

1. **Connect the USB Cable:** Locate the integrated USB cable from the speakers. Plug the USB connector into an available USB port on your computer, laptop, or tablet.
2. **Power On:** The speakers are self-powered via USB. Once connected, they should automatically power on. The integrated LED lights will begin to cycle through colors.
3. **Select Audio Output:** Your operating system (Windows, macOS, Android, iOS) should automatically detect the speakers. You may need to manually select "USB Audio Device" or "LEXIBOOK Speakers" as your default audio output device in your sound settings.

## 6. OPERATING INSTRUCTIONS

---

- **Volume Control:** Use the volume knob located on the front of one of the speakers to adjust the audio output level. Turn clockwise to increase volume (VOL+) and counter-clockwise to decrease volume (VOL-).
- **Color-Changing Lights:** The speakers feature integrated LED lights that automatically cycle through various colors when powered on, providing an ambient visual effect. This feature is automatic and cannot be manually controlled.
- **Audio Playback:** Once connected and selected as the audio output, simply play any audio from your device (music, videos, games) and the sound will be routed through the speakers.

## 7. MAINTENANCE

---

- **Cleaning:** Use a soft, dry cloth to wipe the exterior of the speakers. Do not use liquid cleaners or abrasive materials.
- **Storage:** When not in use, store the speakers in a cool, dry place away from direct sunlight and extreme temperatures.
- **Cable Care:** Avoid bending or twisting the USB cable excessively to prevent damage.

## 8. TROUBLESHOOTING

---

- **No Sound:**
  - Ensure the USB cable is securely plugged into both the speakers and your device.
  - Check your device's sound settings to confirm the LEXIBOOK speakers are selected as the default audio output.
  - Increase the volume using both the speaker's volume knob and your device's volume controls.
  - Try plugging the speakers into a different USB port on your device.
- **Distorted Sound:**
  - Lower the volume on both the speakers and your device.
  - Ensure the audio source is not distorted.
- **Lights Not Working:**
  - Verify the speakers are properly connected via USB and receiving power.
  - If the speakers are producing sound but the lights are off, there may be an internal issue.

## 9. SPECIFICATIONS




---




Feature	Specification
Brand	LEXiBOOK
Model Number	MFA210
Connectivity Technology	USB
Power Source	Corded Electric (USB Powered)
Speaker Maximum Output Power	3 Watts
Control Method	Touch (Volume Knob)
Product Dimensions	2.76 x 1.97 x 3.94 inches
Item Weight	0.012 ounces (0.34 Grams)
Color	Beige and White
Recommended Uses	Music

## 10. WARRANTY AND SUPPORT

For warranty information and customer support, please refer to the documentation provided at the time of purchase or visit the official LEXiBOOK website. Keep your proof of purchase for any warranty claims.

### Related Documents - MFA210

	<p><a href="#">Lexibook Junior Tablet MFC270EN Instruction Manual - Setup, Features, and Safety Guide</a></p> <p>Comprehensive instruction manual for the Lexibook Junior Tablet (MFC270EN). Learn how to set up, navigate, use apps, connect to Wi-Fi, and follow safety guidelines for this educational and entertaining device.</p>
	<p><a href="#">Lexibook 2 Tablet Junior User Manual</a></p> <p>User manual for the Lexibook 2 Tablet Junior, detailing setup, features, applications, safety guidelines, and technical specifications.</p>
	<p><a href="#">Lexibook MP320series Digital Player Instruction Manual</a></p> <p>Instruction manual for the Lexibook MP320series Digital Player, covering safety guidelines, power supply, control locations, functions, modes (Bluetooth, USB, TF, Aux-in), microphone operation, recording, specifications, maintenance, warranty, FCC compliance, and environmental protection.</p>

	<p><a href="#">Lexibook ChessLight LCG3000 Instruction Manual</a></p> <p>Comprehensive user manual for the Lexibook ChessLight LCG3000 electronic chess computer, covering setup, gameplay, features, troubleshooting, and warranty information.</p>
	<p><a href="#">Lexibook NTL2000 Instant Voice Translator User Manual</a></p> <p>User manual for the Lexibook NTL2000 Instant Voice Translator, detailing its features, operation, specifications, and safety guidelines. Supports 45 languages for real-time translation and conference calls.</p>
	<p><a href="#">Lexibook ChessMan® Elite : Manuel d'utilisation</a></p> <p>Découvrez le Lexibook ChessMan® Elite, un ordinateur d'échecs avancé offrant 64 niveaux de jeu, divers styles, et des fonctionnalités interactives pour améliorer votre jeu. Ce manuel d'utilisation détaille l'installation, les modes de jeu, et les conseils d'entretien.</p>