

## Manuals+

[Q & A](#) | [Deep Search](#) | [Upload](#)

manuals.plus /

- › [Amazon](#) /
- › [Kindle Fire HD 8.9" User Manual](#)

### Amazon Kindle Fire HD 8.9" (Previous Generation - 2nd)

## Kindle Fire HD 8.9" User Manual

Model: Kindle Fire HD 8.9" (Previous Generation - 2nd)

### 1. INTRODUCTION

The Kindle Fire HD 8.9" is a versatile tablet designed for entertainment and productivity. Featuring a stunning 8.9-inch HD display, it offers a vibrant visual experience for movies, TV shows, books, and games. With custom Dolby audio and dual stereo speakers, it delivers rich, clear sound. This manual provides essential information on setting up, operating, maintaining, and troubleshooting your device to ensure optimal performance.



## 2. SETUP

---

### 2.1 Unboxing and Initial Charge

Your Kindle Fire HD 8.9" comes ready to use right out of the box, requiring no complex setup or software installation. Inside the box, you will find the Kindle Fire HD 8.9" tablet, a USB 2.0 cable, and a Quick Start Guide. Please note that a power adapter is sold separately.

Before first use, it is recommended to fully charge your device. Connect the included USB 2.0 cable to the micro-B connector port on your Kindle Fire HD and to a compatible power adapter (sold separately) or a computer's USB port. Charging via a Kindle PowerFast charging accessory takes under 5 hours. Charging via other micro-USB power adapters may take slightly longer, and charging from a computer via the included USB cable can take up to 14 hours.

### 2.2 Powering On and Basic Configuration

To power on your Kindle Fire HD, press and hold the power button located on the device. Follow the on-screen prompts to connect to a Wi-Fi network, register your device with your Amazon account, and set up basic preferences such as language and time zone. A stable Wi-Fi connection is essential for downloading content and accessing online services.

## 3. OPERATING YOUR KINDLE FIRE HD 8.9"

---

### 3.1 Display and Navigation

The Kindle Fire HD 8.9" features an 8.9-inch 10-point capacitive touch high-definition color display with a resolution of 1920x1200 at 254 ppi. It incorporates IPS (in-plane switching) technology, an advanced polarizing filter, and anti-glare technology for optimal viewing from any angle. Navigate the device by tapping, swiping, and pinching on the touchscreen.




Figure 3.1: User interacting with the Kindle Fire HD 8.9" display, demonstrating touch navigation.

### 3.2 Audio and Media Playback

Experience crisp, booming sound with custom Dolby audio and integrated stereo speakers. The device supports video playback up to 1080p and a wide range of content formats including Kindle (AZW), KF8, TXT, PDF, unprotected MOBI, PRC, Audible Enhanced format (AAX), DOC, DOCX, JPEG, GIF, PNG, BMP, Dolby Digital (AC-3), Dolby Digital Plus (E-AC-3), non-DRM AAC, MP3, MIDI, PCM/WAVE, OGG, WAV, MP4, AAC LC/LTP, HE-AACv1, HE-AACv2, AMR-NB, AMR-WB, HTML5, CSS3, MP4, 3GP, and VP8(.webm). A 3.5 mm stereo jack is available for headphones.

### 3.3 Connectivity

The Kindle Fire HD 8.9" features dual-band, dual-antenna Wi-Fi (MIMO) for faster streaming and fewer dropped connections. It supports public and private Wi-Fi networks using 802.11a, 802.11b, 802.11g, or 802.11n standards with WEP, WPA, and WPA2 security. Bluetooth is built-in with support for A2DP compatible stereo headphones, headsets, and speakers.

### 3.4 Ports and Additional Features

The device includes a USB 2.0 (micro-B connector) port for connecting to a PC or Macintosh computer and for charging. A Micro-HDMI (micro-D connector) port allows for high-definition video output to televisions or A/V receivers. Additional features include external volume controls, a front-facing HD camera, and a built-in microphone. Sensors include an ambient light sensor, accelerometer, and gyroscope.

### 3.5 Accessibility Features

The Kindle Fire HD 8.9" offers several accessibility features to enhance usability for all users. These include Voice Guide, Explore by Touch, Text-to-Speech, adjustable font sizes and color, and a built-in dictionary.



Figure 3.2: Kindle Fire HD devices demonstrating user interface and parental control options.

## 4. MAINTENANCE

---

### 4.1 Cleaning Your Device

To clean your Kindle Fire HD 8.9", use a soft, lint-free cloth. For stubborn smudges, slightly dampen the cloth with water. Avoid using abrasive cleaners, solvents, or aerosol sprays directly on the device. Do not allow moisture to enter any

openings.

## 4.2 Battery Care

To maximize battery life, avoid exposing your device to extreme temperatures (below 0°C/32°F or above 35°C/95°F). Store the device in a cool, dry place when not in use for extended periods. Regular charging and discharging within normal operating temperatures will help maintain battery health.

## 4.3 Software Updates

Your Kindle Fire HD 8.9" may receive automatic software updates to improve performance and add new features. Ensure your device is connected to Wi-Fi and has sufficient battery charge during updates. Do not power off the device during an update process.

# 5. TROUBLESHOOTING

---

## 5.1 Device Not Responding

If your Kindle Fire HD becomes unresponsive, try a forced restart. Press and hold the power button for approximately 20 seconds until the device powers off, then release and press the power button again to restart.

## 5.2 Wi-Fi Connection Issues

If you are unable to connect to Wi-Fi, ensure your Wi-Fi router is on and functioning correctly. On your Kindle Fire HD, go to Settings > Wireless & Bluetooth > Wi-Fi and ensure Wi-Fi is enabled. Try forgetting the network and reconnecting, or restart both your device and your router.

## 5.3 Charging Problems

If your device is not charging, ensure the USB cable is securely connected to both the device and the power source. Try using a different USB cable or power adapter if available. Verify that the power outlet is functional. If charging from a computer, ensure the computer is powered on and not in sleep mode.

# 6. SPECIFICATIONS



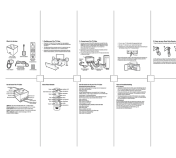


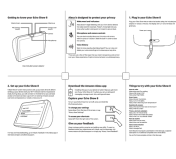
---

Feature	Description
Display	8.9" 10 point capacitive touch high definition color display; 1920x1200 resolution at 254 ppi, video playback up to 1080p, with IPS (in-plane switching) technology, advanced polarizing filter, and anti-glare technology
Size	9.4" x 6.4" x 0.35" (240 mm x 164 mm x 8.8 mm)
Weight	20 ounces (567 grams)
System Requirements	Kindle Fire HD 8.9" is ready to use right out of the box - no setup, no software to install, no computer required to download content
Storage	16GB (12.7GB available to user) or 32GB (27.1GB available to user) of internal storage
Battery Life	Over 10 hours of reading, surfing the web on Wi-Fi, watching video, or listening to music. Battery life will vary based on device settings, usage, and other factors such as web browsing and downloading content. Actual results may vary

Feature	Description
Charge Time	Fully charges in under 5 hours via the Kindle PowerFast charging accessory, or slightly longer with other micro-USB power adapters that you may already have. Charges in under 14 hours from your computer via the included USB charging cable
Wi-Fi Connectivity	Dual-band, dual-antenna Wi-Fi (MIMO) for faster streaming and fewer dropped connections than standard Wi-Fi. Supports public and private Wi-Fi networks or hotspots that use the 802.11a, 802.11b, 802.11g, or 802.11n standard with support for WEP, WPA and WPA2 security using password authentication; does not support connecting to ad-hoc (or peer-to-peer) Wi-Fi networks
Ports	USB 2.0 (micro-B connector) port for connection to a PC or Macintosh computer or to connect to the Kindle PowerFast charging accessory. Micro-HDMI (micro-D connector) port for high definition video output to televisions or A/V receivers
Audio	3.5 mm stereo jack and integrated stereo speakers with exclusive Dolby audio engine
Content Formats Supported	Kindle (AZW), KF8, TXT, PDF, unprotected MOBI, PRC natively, Audible Enhanced format (AAX), DOC, DOCX, JPEG, GIF, PNG, BMP, Dolby Digital (AC-3), Dolby Digital Plus (E-AC-3), non-DRM AAC, MP3, MIDI, PCM/WAVE, OGG, WAV, MP4, AAC LC/LTP, HE-AACv1, HE-AACv2, AMR-NB, AMR-WB, HTML5, CSS3, MP4, 3GP, VP8(.webm)
Sensors	Ambient light sensor, accelerometer, gyroscope
Location Services	Location-based services via Wi-Fi
Additional Features	External volume controls, front-facing HD camera, built-in microphone, built-in Bluetooth with support for A2DP compatible stereo headphones, headsets, and speakers
Accessibility Features	Voice Guide, Explore by Touch, Text-to-Speech, adjustable font sizes and color, built-in dictionary. Learn more about these features
Included in the Box	Kindle Fire HD 8.9" tablet, USB 2.0 cable, and Quick Start Guide. Power adapter sold separately

## 7. WARRANTY AND SUPPORT

Your Kindle Fire HD 8.9" comes with a 1-year Limited Warranty and service. An optional 2-year Extended Warranty is available for U.S. customers and sold separately. Use of your Kindle device is subject to the terms found [here](#). For further assistance, technical support, or warranty claims, please visit the official Amazon support website or contact Amazon customer service.

	<p><a href="#">Amazon Fire Tablet and Kindle E-Reader Quick Setup Guide</a></p> <p>A quick setup guide for Amazon Fire tablets and Kindle e-readers, covering initial charging, Wi-Fi connection, account registration, payment settings, content download, and family sharing features.</p>
	<p><a href="#">Amazon Fire Tablet and Kindle E-Reader Quick Setup Guide</a></p> <p>A quick setup guide for Amazon Fire tablets and Kindle e-readers, covering battery charging, Wi-Fi connection, account registration, payment settings, content download, and sharing features like Family Library.</p>
	<p><a href="#">Amazon Fire TV Cube (2nd Gen) Quick Start Guide</a></p> <p>A comprehensive guide to setting up and using your Amazon Fire TV Cube (2nd Gen), including connecting to your TV, using the Alexa Voice Remote, and troubleshooting common issues.</p>
	<p><a href="#">Amazon Kindle Oasis Quick Start Guide and Information</a></p> <p>Concise guide for the Amazon Kindle Oasis e-reader, covering device overview, multilingual support information, and links to further resources. Optimized for accessibility and SEO.</p>
	<p><a href="#">User Manual: 6ft White PVC USB 2.0 Cables for Charging and Data Transfer</a></p> <p>Official user manual for 6ft white PVC USB 2.0 cables, detailing compatibility with USB-C and Micro-USB devices, charging, data transfer, and care instructions. Compatible with various Kindle models.</p>
	<p><a href="#">Amazon Echo Show 8 (2nd Gen) Quick Start Guide: Setup and Features</a></p> <p>Learn how to set up and use your Amazon Echo Show 8 (2nd Generation). This guide covers device features, privacy controls, and essential Alexa commands for daily tasks.</p>