

Maxell 190599

Maxell 190599 Dynamic Sound Wired Stereo Earbuds

Model: 190599 | Brand: Maxell

INTRODUCTION

The Maxell 190599 Dynamic Sound Wired Stereo Earbuds are designed for lightweight and extended use, providing dynamic sound reproduction from all portable stereo devices, laptops, and desktop computers. These earbuds offer a comfortable listening experience for various audio needs.

PRODUCT OVERVIEW

The Maxell 190599 earbuds feature a classic design optimized for comfort and sound quality. Below are key aspects of the product.





A pair of white Maxell 190599 wired stereo earbuds, showcasing their lightweight design and standard 3.5mm jack.





The retail packaging for the Maxell EB-95 Earbuds, highlighting "Dynamic Sound" and the product's design.

EB-95 Earbud™



SPECIFICATIONS

Impedance:	32 ohms \pm 10%
Sensitivity:	95 dB
Driver:	15 mm
Maximum Input:	10 mW
Frequency Response:	20-20,000 Hz
Plug:	3.5mm Stereo
Cord Length:	6 Feet
Package Size:	2.83" x 1" x 4.5"
Package Weight:	.06lbs
Warranty:	Lifetime

An image of the Maxell EB-95 Earbud alongside its key technical specifications, including impedance, sensitivity, and frequency response.

EB-95 Earbud™



ON-EAR STEREO EARBUDS WITH
MOLDED DESIGN FOR A SNUG
FIT.



Secure Design



Lightweight design



Comfort Fit

This image illustrates the design features of the Maxell EB-95 Earbud, emphasizing its secure, lightweight, and comfortable fit.



The Maxell earbuds are shown connected to a smartphone, demonstrating their use with portable devices.

Key Features:

- **Dynamic Sound Reproduction:** Engineered to deliver clear and vibrant audio from all connected sources.
- **Lightweight Design:** Ensures comfort during extended periods of use.
- **Extended Use:** Built for durability and reliability for daily listening.
- **Soft Touch Rubber Cord:** Provides flexibility and reduces tangling.
- **Universal Compatibility:** Ideal for use with all portable stereo devices, laptops, and desktop computers via a 3.5mm jack.

SETUP

Setting up your Maxell 190599 earbuds is straightforward. Follow these steps to begin enjoying your audio.

1. **Identify the Audio Port:** Locate the 3.5mm audio jack on your device (smartphone, tablet, laptop, MP3 player, etc.). This port is typically marked with a headphone icon.

- 2. **Insert the Plug:** Gently insert the 3.5mm plug of the Maxell earbuds into your device's audio jack until it is fully seated. You should feel a slight click.
- 3. **Adjust Volume:** Once connected, play your desired audio and adjust the volume using your device's volume controls to a comfortable listening level.
- 4. **Position Earbuds:** Place the earbuds comfortably into your ears. The lightweight design is intended for a snug fit.

OPERATING INSTRUCTIONS

The Maxell 190599 earbuds are designed for simple plug-and-play operation. There are no complex controls on the earbuds themselves.

- **Audio Playback:** Control audio playback (play, pause, skip tracks) directly from your connected device.
- **Volume Control:** Adjust the volume using the physical buttons or on-screen controls of your audio source.
- **Call Management:** If your device supports it, manage phone calls through your device's interface when the earbuds are connected. These earbuds do not include an inline microphone for hands-free calling.

CARE AND MAINTENANCE

Proper care will extend the life and performance of your Maxell 190599 earbuds.

- **Cleaning:**
 - Gently wipe the earbuds and cable with a soft, dry, lint-free cloth.
 - Do not use harsh chemicals, cleaning solvents, or strong detergents.
 - Avoid getting moisture into any openings.
- **Storage:**
 - When not in use, store the earbuds in a clean, dry place, away from extreme temperatures.
 - Avoid tangling the cable by coiling it loosely.
- **Handling:**
 - Do not pull on the cable to disconnect the earbuds; always grasp the plug.
 - Avoid bending or crimping the cable excessively.

TROUBLESHOOTING

If you encounter issues with your Maxell 190599 earbuds, try the following solutions:

Problem	Possible Cause	Solution
No Sound	Plug not fully inserted.	Ensure the 3.5mm plug is fully inserted into the audio jack.
	Device volume too low or muted.	Increase device volume and check if it's muted.
	Incorrect audio output selected on device.	Verify audio output settings on your device.
	Damaged cable or plug.	Test with another audio device or another pair of headphones to isolate the issue.
Distorted Sound	Volume too high.	Lower the volume on your device.
	Poor connection.	Re-insert the plug firmly.
	Audio file quality.	Try playing a different audio file or source.

Problem	Possible Cause	Solution
Earbuds Keep Falling Out	Improper fit.	Adjust the position of the earbuds in your ears for a more secure fit.

TECHNICAL SPECIFICATIONS

Model Name	190599
Connectivity Technology	Wired
Included Components	Earphone
Material	Rubber
Specific Uses For Product	Music
Compatible Devices	Cellphones, Laptops, Desktop Computers, Portable Stereo Devices
Control Type	Media Control (via connected device)
Frequency Range	20 Hz to 23 kHz
Unit Count	1.0 Count
Item Weight	0.528 ounces
Product Dimensions	5.75 x 3.75 x 0.75 inches
Color	White
Ear Placement	In Ear
Form Factor	In Ear
Headphones Jack	3.5 mm Jack
UPC	025215195372
Manufacturer	MAXELL CORP. OF AMERICA
Country of Origin	China





WARRANTY INFORMATION

Maxell provides a **Lifetime Warranty** for the EB-95 Earbuds (Model 190599). This warranty covers defects in materials and workmanship under normal use. For specific terms and conditions, please refer to the official Maxell warranty policy or contact customer support.

CUSTOMER SUPPORT

For further assistance, technical support, or warranty claims, please visit the official Maxell website or contact their customer service department. Contact information can typically be found on the product packaging or the Maxell corporate website. You can also visit the [Maxell Store on Amazon](#) for more product information and support resources.

Related Documents

	<p>Maxell UD Cassette Tape: High Output, High Energy Hi-Fi Recording</p> <p>Explore the Maxell UD Cassette Tape, featuring the ULTRA DYNAMIC Series for superior Hi-Fi recording. Discover its advanced PX gamma hematite technology, exceptional frequency response, and low noise for audiophile-quality sound.</p>
	<p>Maxell Smart LED Bulb LEDA19E26 User Manual</p> <p>Comprehensive user manual for the Maxell Smart LED Bulb (LEDA19E26), detailing features like Wi-Fi connectivity, voice control, dimming, multicolor options, app setup, device pairing, and various control modes including white, color, scene, timer, schedule, grouping, and music sync.</p>
	<p>Maxell Bass 13 Bluetooth Speaker User Manual and Specifications</p> <p>Comprehensive guide to the Maxell Bass 13 portable Bluetooth speaker, covering setup, functions, technical specifications, and safety information.</p>
	<p>Maxell DISTRIKT Wireless Speaker User Manual and Specifications</p> <p>User manual for the Maxell DISTRIKT Wireless Speaker, detailing its features, operation, specifications, package contents, and TWS functionality. Includes instructions for Bluetooth pairing, music control, and call handling.</p>

Documents - Maxell – 190599

no relevant documents