

August VGB100

August VGB100 Video/Audio Converter Recorder

Model: VGB100 | Brand: August

1. INTRODUCTION AND OVERVIEW

The August VGB100 is a versatile USB 2.0 video capture card designed to convert and digitize analog video and audio sources. It allows you to transfer old VHS tapes, Hi8 camcorder footage, Mini DV cassettes, and other analog media to your computer in digital formats such as MPEG2, MP4, or WMV. This device is compatible with Windows operating systems (10, 8, 7, Vista) and supports PAL, SECAM, and NTSC video standards. Beyond archiving family memories, the VGB100 can also be used to record retro gaming sessions from consoles like Xbox 360, PS3, Wii, GameCube, and N64, enabling you to share your gameplay online.



Figure 1.1: The August VGB100 USB Video Capture Device with RCA and S-Video inputs.

2. WHAT'S IN THE BOX

Upon unboxing your August VGB100, please ensure all the following components are present:

- 1 x August USB 2.0 Capture Key (VGB100 device)
- 1 x Video Extension Cable
- 1 x SCART Adapter
- 1 x Quick Installation Guide
- 1 x CD-ROM (containing software; software also available online)



Figure 2.1: All components included in the August VGB100 package.

3. SETUP GUIDE

Follow these steps to set up your August VGB100 for video capture:

1. **Software Installation:** Insert the provided CD-ROM into your computer's optical drive and follow the on-screen instructions to install the video capture software. Alternatively, download the latest software version from the official August website.
2. **Connect VGB100 to PC:** Plug the USB end of the August VGB100 capture key into an available USB 2.0 port on your desktop or laptop computer.
3. **Identify Input Ports:** The VGB100 features standard RCA (yellow for video, red for right audio, white for left audio) and S-Video inputs.

VGB100 - Port Name



Figure 3.1: Labeled input ports on the August VGB100 device.

4. Connect Analog Source:

- For devices with RCA outputs (e.g., VCR, DVD player, camcorder, retro game console), connect the yellow video cable to the VGB100's yellow input, the white audio cable to the white input (Audio In L), and the red audio cable to the red input (Audio In R).
- For devices with S-Video output, connect the S-Video cable to the VGB100's S-Video input. Note that S-Video only carries video, so you will still need to connect the white and red RCA cables for audio.
- If your source device has a SCART output, use the included SCART adapter to convert it to RCA or S-Video outputs, then connect to the VGB100.

VGB100 - System Guide

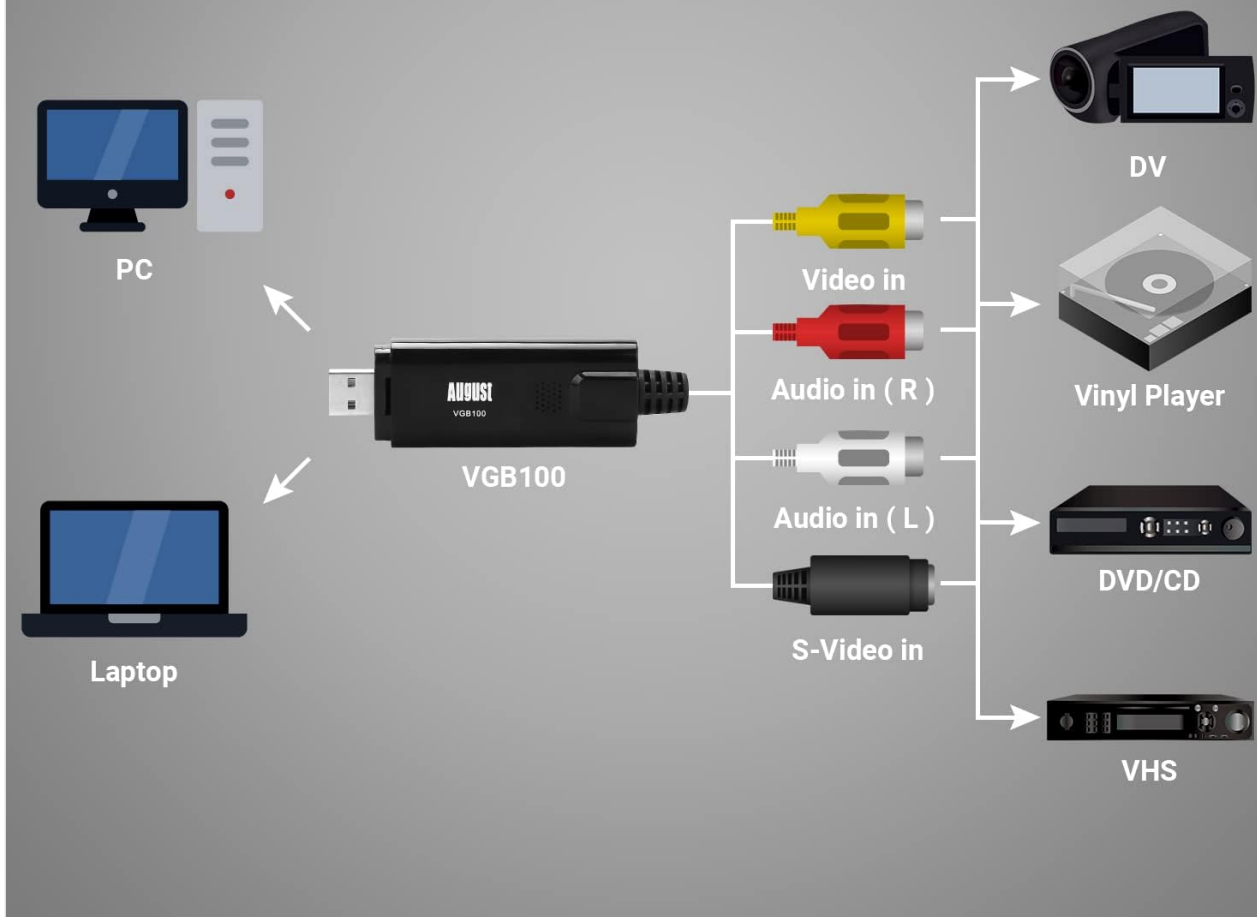


Figure 3.2: Connection diagram illustrating how to connect various analog sources to the VGB100 and then to a computer.

4. OPERATING INSTRUCTIONS

Once the hardware is connected and software is installed, you can begin digitizing your media:

1. **Launch Software:** Open the installed video capture software on your computer.
2. **Select Input Source:** Within the software, select the correct video input (RCA or S-Video) and audio input.
3. **Preview Video:** Play your analog source (e.g., VHS tape in a VCR). You should see the video preview in the software window.



Figure 4.1: Software interface for video capture, showing preview and recording options.

4. **Start Recording:** Click the "Record" button in the software to begin capturing the analog video and audio. You can choose to record in MPEG2, MP4, or WMV formats.
5. **Stop Recording:** Click "Stop" when you have finished capturing the desired content.
6. **Edit and Save:** The software typically includes basic editing features, allowing you to trim unwanted sections, add music, or combine clips. After editing, save your digitized video to your computer, a USB stick, or an external hard drive. You may also have options to burn it to a DVD.



Figure 4.2: Software interface for video editing, showing various tools and options.

7. **Retro Gaming Capture:** For recording retro gaming, connect your console's analog video/audio outputs to the VGB100 as described in Section 3. Launch the game and the capture software, then follow the recording steps above. Captured gameplay can then be shared on platforms like YouTube or Facebook.



Figure 4.3: Example setup for digitizing VHS tapes using the August VGB100.

5. COMPATIBILITY

- **Operating Systems:** Compatible with Windows 10, Windows 8, Windows 7, and Windows Vista.
- **Video Standards:** Supports PAL, SECAM, and NTSC video formats.
- **Analog Sources:** Designed for use with devices featuring RCA or S-Video outputs, including:
 - VHS, Hi8, Mini DV, VHS-C camcorders and VCRs
 - DVD players
 - Vinyl players (for audio capture)
 - Retro gaming consoles (e.g., Xbox 360, PlayStation 3, Wii, GameCube, N64)



Figure 5.1: The VGB100 offers high compatibility with various analog devices and Windows operating systems.

6. TROUBLESHOOTING

This section provides general guidance for common issues. For detailed troubleshooting steps, please refer to the comprehensive user manual provided with the software or visit the August support website.

- **No Video/Audio Signal:**

- Ensure all cables (RCA, S-Video, USB) are securely connected to both the VGB100 and the source device/computer.
- Verify that the source device (VCR, camcorder) is powered on and playing media correctly.
- Check the input selection within the capture software to ensure the correct video and audio inputs are chosen.
- Test with a different USB port on your computer.

- **Software Not Recognizing Device:**

- Reinstall the software and drivers from the provided CD-ROM or the August website.
- Ensure your operating system is compatible (Windows 10/8/7/Vista).

- Temporarily disable any antivirus or firewall software that might be blocking the device or software.

• **Poor Video Quality:**

- Ensure the source media (e.g., VHS tape) is in good condition.
- Check cable connections for any damage or loose fits.
- If using S-Video, ensure both S-Video and RCA audio cables are connected.
- Adjust video settings within the capture software if available.

7. SPECIFICATIONS

Feature	Detail
Brand	August
Model Number	FBA_VGB100
Series	VGB100
Color	Black
Operating System Compatibility	Windows (10, 8, 7, Vista)
Resolution (Max)	3840x2160 (Note: This resolution is for display, capture resolution will be standard definition for analog sources)
Hardware Interface	USB 2.0
Connector Type	USB, RCA, S-Video
Item Dimensions (L x W x H)	8.5 x 1.4 x 2.6 centimeters
Product Weight	41 Grams
Specific Product Uses	VHS tapes, camcorders, video recorders, retro gaming consoles
Number of Ports	2 (USB, Analog Input)
Finish Type	Matte




8. WARRANTY AND SUPPORT

The August VGB100 comes with a Limited Warranty. For specific terms and conditions, please refer to the warranty information included in your package or visit the official August website.

For technical support, software updates, or further assistance, please visit the August support portal or contact their customer service.

[Visit the August Brand Store on Amazon](#)

Related Documents - VGB100

	<p>August VGB100 USB 2.0 Video Capture Stick User Manual and Installation Guide</p> <p>Comprehensive user manual for the August VGB100 USB 2.0 Video Capture Stick. Learn how to install drivers, use the Honestech VHS to DVD software, troubleshoot common issues, and understand the product warranty.</p>
	<p>August VGB350 USB Video Grabber User Manual</p> <p>Comprehensive user manual for the August VGB350 USB Video Grabber, detailing hardware connection, driver installation for Windows and Mac OS, software usage (Honestech and QuickTime Player), and troubleshooting.</p>
	<p>August VGB400 VHS to Digital Video Conversion Box User Manual</p> <p>Comprehensive user manual for the August VGB400 VHS to Digital Video Conversion Box. Learn about features, safety, setup, recording, specifications, warranty, and compliance.</p>
	<p>August VGB100 USB Video Capture Stick User Manual</p> <p>User manual for the August VGB100 USB 2.0 Video Capture Stick, detailing installation, software usage (Honestech VHS to DVD), and troubleshooting for converting VHS tapes and other analog video sources to digital format on a PC.</p>
	<p>August VGB100 USB 2.0 Video Capture Stick User Manual</p> <p>Comprehensive user manual for the August VGB100 USB 2.0 Video Capture Stick, detailing installation, software usage, troubleshooting, and warranty information.</p>
	<p>August VGB100: Manuale Utente per la Cattura Video VHS su PC</p> <p>Guida completa all'installazione e all'uso del dispositivo August VGB100, una chiavetta USB per digitalizzare video da VHS e altre fonti analogiche su PC, utilizzando il software Honestech VHS to DVD. Include istruzioni dettagliate, requisiti di sistema e risoluzione dei problemi.</p>

Documents - August – VGB100




[\[pdf\]](#) User Manual Quick Start Guide Installation Guide Guide

PowerPoint Presentation FM Radio Alarm Clock and Bluetooth Speaker August SE55 Refurbished

VGB100 Product Guide v 1687536226 quot cdn shopify s files 1 0185 3171 3088 |||

Set-Up Guide August **VGB100** Video Capture Device Check You Have All the Components **VGB100** Capture Device USB SCART to RCA Adapter Optional Install CD Optional RCA Cable Instruction Manual Quick Start Guide Gather your PC / Laptop, **VGB100** and device you want to digitise VHS player, Camc...

lang:en score:38 filesize: 1.53 M page_count: 30 document date: 2023-06-23



[pdf] Confidentiality Request Letter


august Troubleshooting Guide VHS to Digital Converter August VGB100 Transfer Tapes into Copies S Video and Composite in for Windows 10 8 7 PAL NTSC Capture Card Xbox 360 PS3 Gameplay Computers 7118N0LjoLL m media amazon images I |||

Troubleshooting Steps of **VGB100** Common problems and solutions of **VGB100**: **VGB100** cannot be installed: Steps: Deactivate antivirus/malware and then reinsert USB. **VGB100** cannot record video: Steps: Completely close the capture software. In your computer s search bar, look for Change Video Standard an... lang:en score:33 filesize: 164.07 K page_count: 1 document date: 2023-02-13



[pdf] Quick Start Guide Guide

VGB100 Quick Start Guide 20210514 qu DownloadVital Sign Watch Vital Monitor Care Mate Portable TV Freeview Aerial Bluetooth Speakers HeaVGB100 QSGaugustint manuals QSG ||| Antivirus Off Windows Defender, Norton, Avast, Kaspersky, McAfee etc... Laptop 4 5 August International Ltd. Rawmec Business Park Hoddesdon EN11 0EE United Kingdom Tel: 44 0 845 250 0586 Distributed by: Daffodil Germany GmbH Bayernstr. 10 D-30855 Langenhagen Germany Tel 49 0 511 97812978 www.... lang:it score:30 filesize: 10.15 M page_count: 2 document date: 2021-05-25



[pdf] Declaration of Conformity Test Report

Microsoft Word August Intl Declaration of Conformity VGB100 kathe AUG augustint declaration ||| Declaration of Conformity August International Ltd Rawmec Business Park Plumpton Road Hoddesdon Her ... E United Kingdom Declare herewith, that the following product: August USB 2.0 A/V Capture Device **VGB100** Complies with the following rules and meets the following standards: Rules: The EMC Direct... lang:en score:27 filesize: 396.92 K page_count: 1 document date: 2023-08-24

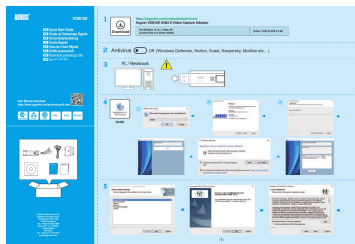


[\[pdf\] Instructions Troubleshooting Guide Guide](#)

PowerPoint Presentation Reuben H VHS à carte de capture pour magnétoscope DVD caméscope August VGB100VGB100 Set Up and Troubleshoot francais 1cdn shopify s files 1 0789 8415 1343 VGB100 v 1693317388 |||

Guides de configuration et de dpannage Installatio n Appareil de capture vido August **VGB100** Diagnostiq uer Guide d installation Guide d installation Appareil de capture vido August **VGB100** Guide d installation Vrifiez que vous avez tous les composants Priphrique de capture USB **VGB100** Adapt...

lang:fr **score:25** filesize: 1.49 M page_count: 31 document date: 2023-08-29



[August VGB100 USB 2.0 Video Capture Adapter Quick Start Guide and Troubleshooting](#)

A guide to installing and using the August VGB100 USB 2.0 Video Capture Adapter with honestech VHS to DVD 4.0 SE software. Includes setup, connection, and troubleshooting for common issues like black screen.

lang:it **score:21** filesize: 9.24 M page_count: 6 document date: 2020-11-13



[August VGB100 USB 2.0 Video Capture Stick User Manual](#)

Comprehensive user manual for the August VGB100 USB 2.0 Video Capture Stick, covering installation, software usage, troubleshooting, and warranty information.

lang:it **score:21** filesize: 11.84 M page_count: 13 document date: 2024-01-17



[August VGB100 USB 2.0 Video Capture Stick User Manual](#)

Comprehensive user manual for the August VGB100 USB 2.0 Video Capture Stick, detailing installation of drivers and Honestech VHS to DVD software, usage instructions, and troubleshooting tips.

lang:it **score:20** filesize: 12.29 M page_count: 13 document date: 2024-01-17



[pdf] VGB100 EN cdr AUG Niki FM Radio Alarm Clock and Bluetooth Speaker August SE55 Refurbished
augustint manuals quot |||
...
lang:it score:20 filesize: 11.35 M page_count: 13 document date: 2024-01-17



[pdf] VGB100 ES cdr AUG Niki FM Radio Alarm Clock and Bluetooth Speaker August SE55 Refurbished
augustint manuals quot |||
...
lang:it score:20 filesize: 12.06 M page_count: 13 document date: 2024-01-17




[pdf] VGB100 DE cdr AUG Niki FM Radio Alarm Clock and Bluetooth Speaker August SE55 Refurbished
augustint manuals u003e u003cimg |||
...
lang:it score:20 filesize: 12.2 M page_count: 12 document date: 2024-01-17



[pdf] User Manual VGB100 DE cdr AUG Niki User Manual Augustint 18 mag 2020 — August International Ltd United Kingdom Telephone 44 0 845 250 0586 augustint EN USB 2 Video Capture Stick manuals
...
lang:it score:19 filesize: 6.45 M page_count: 10 document date: 2020-05-13



August VGB100 USB 2.0 Video Capture Stick User Manual Comprehensive user manual for the August VGB100 USB 2.0 Video Capture Stick, detailing installation, software usage, troubleshooting, and warranty information.
lang:it score:15 filesize: 7.88 M page_count: 13 document date: 2020-04-29



[pdf] Declaration of Conformity Portable TV Freeview Digital Handheld INTERNATIONAL Declaration of Conformity August International Ltd Rawmec Business Park Plumptre Road Hoddesdon Hertfordshire ENII OEE United Kingdom AUG VGB100 augustint declaration cn
...
lang:it score:9 filesize: 188.65 K page_count: 1 document date: 2018-05-31

