

Audiovox RCRN06GR

Audiovox RCRN06GR Universal Remote Control User Manual

Model: RCRN06GR (RCRN06BE)

PRODUCT OVERVIEW

The Audiovox RCRN06GR is a 6-device universal learning remote control designed for ease of use and broad compatibility. It is engineered to provide a comfortable grip and intuitive button placement, making it an ideal replacement or consolidation remote for various home entertainment systems. This remote supports a wide range of devices including TVs, satellite boxes, cable boxes, DVD players, and VCRs, with compatibility for over 325 brands. It also features digital TV converter box codes and support for HDTV sub-channels.



Figure 1: Audiovox RCRN06GR 6-Device Universal Remote Control. The remote is black with clearly labeled grey and colored buttons. It features a power button at the top, device selection buttons (TV, SAT-CBL-DTC, DVD, AUDIO, DVR-AUX1, VCR-AUX2), media control buttons (REVERSE, PLAY, FORWARD, RECORD, STOP, PAUSE, SKIP BACK, SLOW, SKIP FWD), navigation and volume/channel controls, numeric keypad, and special function buttons like MUTE, MENU, INFO, GO BACK, MACRO, PIP, SWAP, EXIT, ENTER, INPUT-DIGITAL, and LED BACKLIGHTING.

SETUP AND INSTALLATION

1. Battery Installation

The Audiovox RCRN06GR remote control requires two AAA batteries for operation. For optimal performance, it is recommended to use high-quality AAA batteries.

1. Locate the battery compartment on the back of the remote control.
2. Slide the battery compartment cover downwards and lift it off.
3. Insert two AAA batteries, ensuring the positive (+) and negative (-) terminals align correctly with the indicators inside the compartment.
4. Replace the battery compartment cover by sliding it back into place until it clicks securely.

2. Programming the Remote

This universal remote can be programmed to control up to six different audio/video devices. Programming typically involves entering specific codes for your devices or using an auto-programming feature. Refer to the full user manual (PDF) for detailed programming instructions and a comprehensive list of device codes. For detailed programming steps and device codes, please refer to the official [User Manual \(PDF\)](#).

OPERATING INSTRUCTIONS

The RCRN06GR remote is designed for intuitive operation with clearly labeled buttons for various functions.

Key Button Functions:

- **POWER:** Turns the selected device on or off.
- **Device Selection Buttons (TV, SAT-CBL-DTC, DVD, AUDIO, DVR-AUX1, VCR-AUX2)** Select the device you wish to control. Press the corresponding button to switch control to that device.
- **VOL (Volume Up/Down):** Adjusts the volume level.
- **CH (Channel Up/Down):** Changes the channel.
- **OK / Navigation Arrows:** Used for navigating menus and confirming selections.
- **MUTE:** Mutes or unmutes the audio.
- **MENU:** Accesses the menu of the selected device.
- **INFO:** Displays information about the current program or input.
- **GO BACK / EXIT:** Returns to the previous screen or exits the current menu.
- **Media Control Buttons (PLAY, PAUSE, STOP, REVERSE, FORWARD, RECORD, SKIP BACK, SLOW, SKIP FWD):** Control playback functions for DVD, VCR, or DVR devices.
- **Numeric Keypad (0-9):** Used for direct channel entry or inputting codes during programming.
- **LED BACKLIGHTING:** Activates the backlight for easier visibility in low-light conditions. This feature enhances usability, especially at night, allowing quick identification of buttons like the menu or channel controls.

MAINTENANCE

To ensure the longevity and optimal performance of your Audiovox RCRN06GR universal remote control, follow these simple maintenance guidelines:

- **Cleaning:** Use a soft, dry cloth to wipe the remote control. Avoid using abrasive cleaners, solvents, or strong chemicals, as these can damage the surface or internal components.
- **Battery Replacement:** Replace batteries when the remote's performance degrades or when the LED backlight appears dim. Always replace both batteries at the same time with new ones. Remove batteries if the remote will not be used for an extended period to prevent leakage.
- **Storage:** Store the remote in a cool, dry place away from direct sunlight, extreme temperatures, and high humidity.
- **Handling:** Avoid dropping the remote or subjecting it to strong impacts, as this can damage internal

circuitry.

TROUBLESHOOTING

If you encounter issues with your Audiovox RCRN06GR remote control, try the following troubleshooting steps:

- **Remote Not Responding:**

- Check if the batteries are inserted correctly with the correct polarity (+/-).
- Replace the batteries with fresh ones.
- Ensure there are no obstructions between the remote and the device you are trying to control.
- Make sure you have selected the correct device mode (e.g., TV, DVD) on the remote.

- **Device Not Responding to Commands:**

- Verify that the remote is programmed correctly for your specific device. Refer to the programming section in the full user manual.
- Try alternative codes for your device if the initial code does not work.
- Ensure the device is powered on and within range.

- **LED Backlight Not Working:**

- Check battery levels and replace if necessary.

For more complex issues or advanced troubleshooting, consult the complete [User Manual \(PDF\)](#) or contact Audiovox customer support.

SPECIFICATIONS





Feature	Detail
Brand	Audiovox
Model Number	RCRN06BE
Product Dimensions	8.66 x 1.89 x 1.16 inches
Item Weight	4.2 ounces
Color	Black
Max Number of Supported Devices	6
Compatible Devices	TV, Satellite, Cable, DVD, VCR
Battery Type	AAA (2 required)
Special Feature	Universal, LED Backlighting
Manufacturer	standard plumbing supply
Date First Available	June 20, 2012

WARRANTY AND SUPPORT


For information regarding product warranty, technical support, or to access the full user manual, please visit the official Audiovox support website or refer to the documentation included with your product. A digital copy of the user manual is available here:[User Manual \(PDF\)](#).

© 2024 Audiovox. All rights reserved.

Related Documents

	<p>Audiovox Universal Remote Control Code Lists</p> <p>Comprehensive lists of remote control codes for various electronic devices including TVs, VCRs, DVDs, satellite receivers, digital TV converter boxes, video accessories, and cable systems, organized by brand.</p>
	<p>CarLink ASCL1/ASCL2 Web User Guide - Audiovox</p> <p>Audiovox CarLink ASCL1/ASCL2 Web User Guide: Learn to create accounts, manage vehicles, configure settings, and understand subscriptions and warranty for your CarLink system.</p>
	<p>Audiovox PRO-9175FT4 4-Channel Remote Start and Keyless Entry System Installation Manual</p> <p>Detailed installation instructions and wiring guide for the Audiovox PRO-9175FT4 4-Channel Remote Start and Keyless Entry System, covering component installation, wiring connections, and feature programming.</p>
	<p>ASCL2 CarLink Quick Reference Guide and Limited Warranty</p> <p>Comprehensive guide to setting up your ASCL2 CarLink system via smartphone app or web, including a detailed explanation of keypad functions and the 12-month limited warranty from Audiovox.</p>

Documents - Audiovox – RCRN06GR



[\[pdf\]](#) User Manual

Provided by ManualsAndMore Download User Manual RCA RCRN06GR manualsandmore |||
IMPORTANT Because this remote controls more than one device, you must first tell the remote which ... r 16, Mississauga, Ontario L5T 3A5 2010 Audiovox Accessories Corporation Trademark s Registered **RCRN06GR** US 00 ...
lang:en score:35 filesize: 1.01 M page_count: 1 document date: 2019-07-23

[\[pdf\]](#) User Manual Owner's Manual Installation Guide

Provided by ManualsAndMore Download User Manual RCA RCRN06GR Owner s Owners manualsandmore |||



RCRN06GR Universal Remote Control Owner s Manual Manual del Propietario parte posterior Tip: This remote is already programmed to operate many Samsung-branded TVs and DVD players, RCA-branded VCRs, Tivo-branded DVRs, DIRECTV-branded satellite, and Sony-branded audio receivers. Just press the corre...

lang:en **score:34** filesize: 2.36 M page_count: 2 document date: 2010-07-06

[\[pdf\]](#) User Manual Owner's Manual Installation Guide Guide

NOTES IMPORTANT Problem The POWER key does not RCRN06GR Step 2 Program your remote User Manual GUIDE and MENU put the in menu guide mode they also access same can be very quick easy Brand Code Search works for TVs VCRs DVD players 5 each device before you start pressing keys that For examplLook at numbers circled s Owner del Propietario parte posterior Actual model may vary from illustration Care Maintenance Keep dry If it gets wet wipe immediately Use store only normal temperature environments Handle gently carefully Don t drop lets manually go through all codes re trying to control Testing Maximum Functionality 1 Try a variety of functions with some features don work next step try different code exits Auto hasn turned off yet search method blinks four times when has gone In most cases on this perform as original remotes once ve programmed operate is testing batch 10 Did turn tests SLOW every seconds until Tip This already many Samsung branded RCA Tivo DVRs DIRECTV satellite Sony audio Direct Entry described later manual OM B1mM4NvvFfS sku

b9787d744cebc947e0de38bcd62ba9d81caa9c5 ae5e2433ff7b49daciaa2635f405928b89a137a20 sc
voxxintl docs common rcaaudiovideo images na ssl amazon l order petra attachment 3897095
606c3783df34f129451718 80

RCRN06GR Universal Remote Control Owner s Manual Manual del Propietario parte posterior Tip: This remote is already programmed to operate many Samsung-branded TVs and DVD players, RCA-branded VCRs, Tivo-branded DVRs, DIRECTV-branded satellite, and Sony-branded audio receivers. Just press the corre...

lang:en **score:28** filesize: 2.33 M page_count: 2 document date: 2010-07-06

[\[pdf\]](#) Guide

Code Lists Liste des codes Lista de Códigos DoCuRi Brand List Codes are used for programming using the Search method outlined in User s Guide Petters 11523 Philco 10054 RCRN06GR OTHER CL RCRN08GR sc voxxintl docs common rcaaudiovideo 80

Code Lists / Liste des codes/ Lista de Cdigos Brand Code List Brand Codes are used for programming using the Brand Code Search method outlined in the User s Guide. Liste des codes de marque Les codes de marques sont utilisss pour la programmation l aide de la recherche du code de marque dcrite dans...

lang:tl **score:23** filesize: 54.89 K page_count: 4 document date: 2010-07-02

[\[pdf\]](#)

NOTES IMPORTANT Problem The POWER key does not In most cases the keys on this remote perform same functions as your original remotes once you ve programmed to operate RCRN06GR WC rcaaudiovideo docs common

IMPORTANT Because this remote controls more than one device, you must first tell the remote which ... r 16, Mississauga, Ontario L5T 3A5 2010 Audiovox Accessories Corporation Trademark s Registered **RCRN06GR** US 00 ...

lang:en **score:21** filesize: 1.21 M page_count: 1 document date: 2010-07-06