

[manuals.plus](#) /

› [Fellowes](#) /

› [Fellowes Shredder Oil 12 oz. Bottle with Extension Nozzle User Manual](#)

Fellowes FEL35250-6PK

Fellowes Shredder Oil 12 oz. Bottle with Extension Nozzle User Manual

Maintain optimal performance and extend the life of your paper shredder.

PRODUCT OVERVIEW

Fellowes Shredder Oil is specifically formulated to lubricate the cutting blades of paper shredders, ensuring smooth operation and prolonging the lifespan of the machine. Regular use prevents paper jams, reduces motor strain, and maintains shredding efficiency. This product comes in a convenient 12 oz. bottle with an extension nozzle for precise application.



This image displays a pack of six 12-ounce bottles of Fellowes Shredder Oil. Each bottle is light yellow with a red-tipped extension nozzle, designed for precise application. The label on each bottle indicates 'Fellowes Performance Oil' and shows an illustration of the oil being applied to a paper shredder's feed slot.

SETUP

No specific setup is required for the shredder oil itself. Ensure your shredder is turned off and unplugged before performing any maintenance. The extension nozzle is pre-attached and ready for use.

OPERATING INSTRUCTIONS (USAGE)

Follow these steps to properly lubricate your paper shredder:

1. **Turn off and unplug the shredder:** For safety, always ensure the shredder is powered off and disconnected

from the electrical outlet before maintenance.

- 2. **Apply the oil:** With the extension nozzle, apply a continuous bead of shredder oil across the entire paper entry slot. Ensure the oil covers the full width of the cutting blades.
- 3. **Run the shredder in reverse:** Plug the shredder back in and turn it on. Immediately run the shredder in reverse for 10-15 seconds. This action distributes the oil evenly across the cutting mechanism.
- 4. **Shred a few sheets of paper:** After running in reverse, shred 2-3 sheets of plain paper. This helps to clean any residue and further spread the oil.
- 5. **Dispose of shredded paper:** Empty the wastebasket as usual.

Oiling Frequency: For best results, oil your shredder each time you empty the wastebasket or a minimum of twice a month, especially with frequent use.

Your browser does not support the video tag.

This video showcases Fellowes shredders, highlighting their quality and performance. While not specifically demonstrating the shredder oil, it illustrates the type of equipment that benefits from regular lubrication with Fellowes Shredder Oil to maintain optimal function and extend lifespan.

MAINTENANCE

Regular oiling is a key part of shredder maintenance. In addition to oiling, ensure the wastebasket is emptied regularly to prevent overfilling, which can lead to jams and motor strain. Keep the shredder in a clean, dry environment.

TROUBLESHOOTING

- **Shredder sounds sluggish or noisy:** This is a common indicator that the cutting blades require lubrication. Apply shredder oil as per the operating instructions.
- **Paper jams frequently:** Insufficient lubrication can contribute to paper jams. Regular oiling helps the blades cut cleanly and reduces friction.
- **Reduced shredding capacity:** If your shredder is struggling to shred its rated capacity, oiling the blades can restore performance.

If issues persist after oiling, consult your shredder's specific user manual for further troubleshooting steps or contact Fellowes customer support.

SPECIFICATIONS







Product Name	Fellowes Shredder Oil
Model Number	FEL35250-6PK
Capacity (per bottle)	12 oz. (355 ml)
Packaging	Bottle with Extension Nozzle
Quantity	Pack of 6
Application	Paper Shredder Lubrication

WARRANTY AND SUPPORT

For information regarding product warranty or technical support, please refer to the official Fellowes website or

contact Fellowes customer service directly. Contact details can typically be found on the product packaging or the manufacturer's website.

Related Documents - FEL35250-6PK

	<p>Fellowes Powershred HS-660 High Security Paper Shredder Cabinet: Instruction Manual</p> <p>Comprehensive instruction manual for the Fellowes Powershred HS-660 High Security Paper Shredder Cabinet, detailing setup, operation, safety, maintenance, and troubleshooting procedures.</p>
	<p>Fellowes POWERSHRED 62MC Micro-Cut Paper Shredder Manual & Instructions</p> <p>Official manual for the Fellowes POWERSHRED 62MC micro-cut paper shredder. Includes setup, operation, safety, troubleshooting, maintenance, and warranty information.</p>
	<p>Fellowes Powershred 425HS/425Ci/425i/485Ci/485i Shredder Manual</p> <p>User manual and safety instructions for Fellowes Powershred 425HS, 425Ci, 425i, 485Ci, and 485i shredders. Features SafeSense, Jam Proof, Auto Oil, and Energy Saving System.</p>
	<p>Fellowes P-48C Cross-Cut Shredder: User Manual and Safety Guide</p> <p>This document provides comprehensive instructions for operating, maintaining, and troubleshooting the Fellowes P-48C cross-cut paper shredder. It includes safety guidelines, capabilities, and warranty information.</p>
	<p>Fellowes POWERSHRED PS-62C Shredder: Operation, Safety, and Maintenance Guide</p> <p>A comprehensive guide for the Fellowes POWERSHRED PS-62C shredder, detailing operation, capabilities, important safety instructions, troubleshooting steps, maintenance procedures, and warranty information.</p>
	<p>Fellowes Powershred 7C Cross-Cut Shredder: Manual and Safety Guide</p> <p>Comprehensive guide for the Fellowes Powershred 7C cross-cut shredder, covering setup, operation, safety instructions, maintenance, troubleshooting, and warranty information. Learn how to safely and effectively shred documents and credit cards.</p>