

## Sunbeam MSU3KQS-P000-12A00

# Sunbeam Restful Quilted Heated Mattress Pad User Manual

Model: MSU3KQS-P000-12A00 | Brand: Sunbeam

## 1. INTRODUCTION

---

Thank you for choosing the Sunbeam Restful Quilted Heated Mattress Pad. This easy-to-use mattress pad is designed to provide personalized warmth and comfort. It features 12 heat settings, a 12-hour selectable auto-shut off function, and a soft, quilted polyester top for a cozy sleep experience. This manual provides essential information for the safe and effective use of your heated mattress pad.

## 2. IMPORTANT SAFETY INFORMATION

---

**WARNING: FAILURE TO FOLLOW THESE INSTRUCTIONS MAY CAUSE OVERHEATING, FIRE, OR PERSONAL INJURY.**

- Read all instructions carefully before use.
- Do not use on infants, invalids, paraplegics, quadriplegics, diabetics, helpless persons, or persons insensitive to heat, such as a person with poor blood circulation.
- Do not use on pull-out or fold-up beds.
- The heated mattress pad should never be folded, balled up, or bunched in any way when in use. This may result in overheating.
- Do not use pins.
- Do not dry clean.
- Do not bleach.
- Do not iron.
- Do not wring.
- If improper operation of this bedding is observed, discontinue its use immediately and consult the manufacturer or the dealer regarding its repair.
- Always disconnect the control unit from the mattress pad before washing.

## 3. PACKAGE CONTENTS

---

- 1 x Sunbeam Restful Quilted Heated Mattress Pad (Queen Size)
- 2 x Digital Controllers (for Queen and King sizes)

## 4. SETUP INSTRUCTIONS

---

1. **Unpack the Mattress Pad:** Carefully remove the mattress pad and controllers from the packaging.
2. **Position the Mattress Pad:** Place the heated mattress pad directly on your mattress with the quilted side facing up. Ensure it is spread evenly and smoothly across the mattress surface.
3. **Secure the Mattress Pad:** The mattress pad features an elastic fitted pocket designed to fit mattresses up to 18 inches deep. Stretch the elasticized skirt over the corners of your mattress to ensure a secure and snug fit.
4. **Connect the Controllers:** Locate the connection ports on the mattress pad, typically at the foot end. Plug each digital controller securely into its respective port. For Queen and King sizes, there are two controllers for independent heating zones.
5. **Plug into Power:** Plug the power cords from the controllers into a standard 120V AC electrical outlet. Ensure the cords are not pinched or trapped between the mattress and bed frame.



Figure 1: Sunbeam Queen Electric Heated Mattress Pad on a bed with two controllers, ready for use.



Figure 2: The heated mattress pad securely fitted on a mattress, demonstrating its deep pocket design.

## 5. OPERATING INSTRUCTIONS

---

### 5.1. Controller Overview

Your Sunbeam heated mattress pad comes with a user-friendly digital controller. Queen and King sizes include two controllers, allowing each side of the bed to be heated independently.



Figure 3: Digital Controller with buttons for power, temperature adjustment, and auto-off timer.

## 5.2. Powering On/Off

- Press the **Power** button to turn the mattress pad on or off.
- The digital display will illuminate to show the current heat setting.

## 5.3. Adjusting Heat Settings

- Use the + and - buttons to cycle through the 12 available heat settings.
- Start with a lower setting and gradually increase until your desired comfort level is reached.

## 5.4. Auto Shut-Off Function

- The mattress pad features a built-in 12-hour selectable auto-shut off function for safety and peace of mind.
- To adjust the auto-off timer, refer to your controller's specific instructions.

## 5.5. Dual Controls (Queen/King Sizes)



For Queen and King size mattress pads, two individual controllers are provided. This allows each user to set their preferred heat level independently, ensuring personalized comfort without compromise.



Figure 4: Individualized comfort with dual controls for separate heating zones.



Figure 5: The mattress pad provides even heat distribution and includes overheat protection.

## 6. CARE AND MAINTENANCE

---

The Sunbeam Restful Quilted Heated Mattress Pad is designed for easy care and is machine washable and dryer safe.

1. **Disconnect Controllers:** Before washing, always disconnect and remove all digital controllers from the mattress pad.
2. **Washing:** Machine wash in cold water on a gentle cycle. Do not bleach.
3. **Drying:** Tumble dry on low heat. Remove promptly from the dryer to prevent excessive wrinkling. Stretch to original size and line dry to finish drying if needed. Do not iron.
4. **Storage:** Ensure the mattress pad is completely dry before storing. Store in a cool, dry place.

# EASY CARE

## Machine washable and dryer safe



**Unplug  
controller**



Figure 6: Easy care instructions: Unplug controllers before machine washing and drying.

## 7. TROUBLESHOOTING

If your heated mattress pad is not functioning correctly, please refer to the following common issues and solutions:

- **No Heat:** Ensure the power cord is securely plugged into a working electrical outlet and the controller is firmly connected to the mattress pad. Press the power button on the controller.
- **Uneven Heating:** Ensure the mattress pad is spread flat and not bunched or folded. Uneven heating can occur if the internal wires are not properly distributed.
- **Controller Display Not Working:** Check power connections. If the issue persists, try plugging the controller into a different outlet.
- **Automatic Shut-Off Too Soon:** Verify the auto-shut off timer setting on your controller.

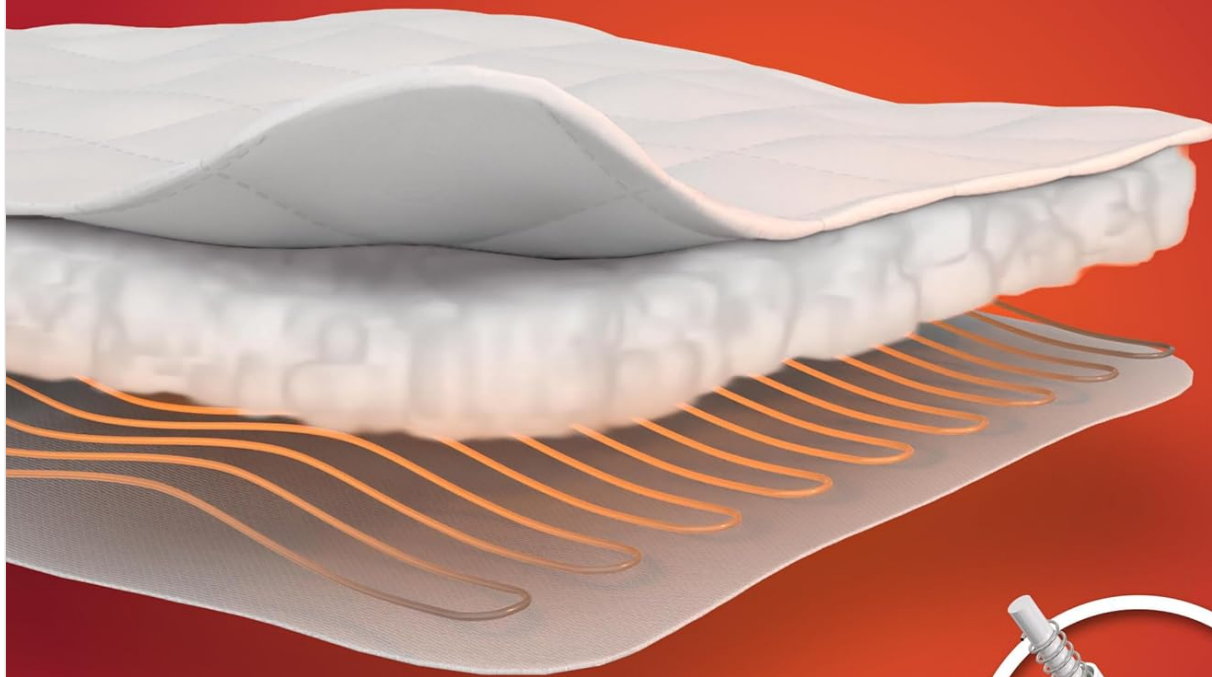
If these steps do not resolve the issue, discontinue use and contact customer support.

## 8. SPECIFICATIONS

Brand	Sunbeam
Model Name	Restful Quilted Mattress Pad
Item Model Number	MSU3KQS-P000-12A00
Size	Queen (60" x 80")
Color	White
Fabric Type	100% Polyester
Special Feature	Quilted, Washable
Heat Settings	12
Auto Shut-Off	12-hour selectable
Power Source	Corded Electric
Item Weight	6.59 pounds
Product Dimensions	10 x 11 x 13 inches (packaging)
Manufacturer	Star Elite Inc.



# SUNBEAM ADVANTAGE



**DOUBLE INSULATED  
WIRE PROTECTION**

Figure 7: Sunbeam Advantage highlights safety and reliability features.

# MATTRESS PAD SIZES

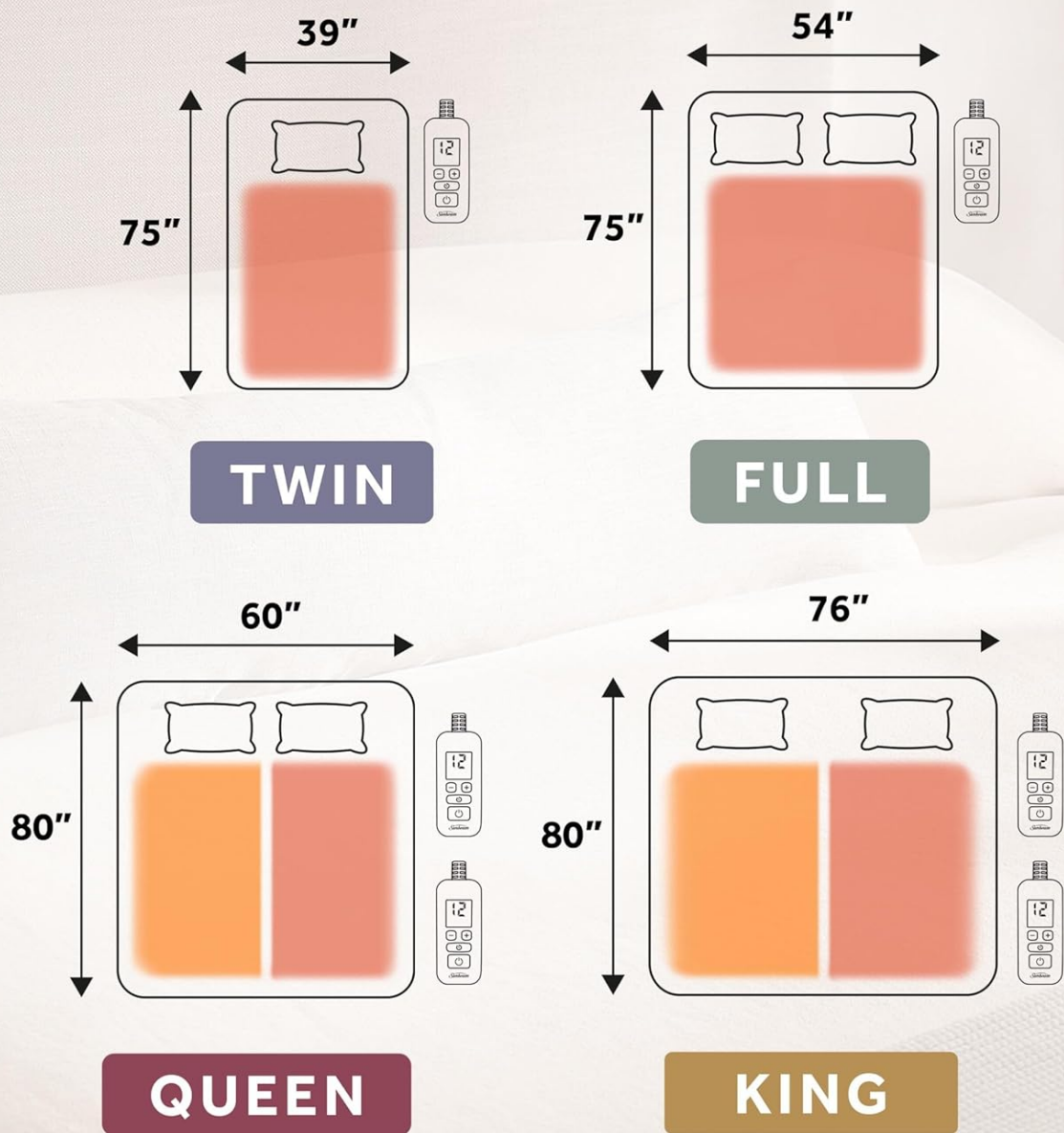







Figure 8: Available mattress pad sizes and dimensions.

## 9. OFFICIAL PRODUCT VIDEO

Video 1: Introducing Sunbeam Heated Mattress Pads. This video provides an overview of the features and benefits of Sunbeam heated mattress pads.

## 10. WARRANTY AND SUPPORT

This Sunbeam Restful Quilted Heated Mattress Pad comes with a Limited 5-year Warranty. For warranty claims, product support, or further assistance, please contact Sunbeam customer service through their official website or the contact information provided with your product packaging.

	<p><a href="#">Sunbeam Heated Bedding Operation and Care Manual</a></p> <p>Comprehensive guide for Sunbeam Heated Bedding, covering safety instructions, setup, operation, controller use, care and cleaning, warranty information, and FCC compliance for model IMGY22-ES.</p>
	<p><a href="#">Sunbeam Connected Heated Bedding User Manual</a></p> <p>Comprehensive user manual for Sunbeam Connected Heated Bedding, covering setup, operation via wired controller and mobile app, voice assistant integration, care instructions, troubleshooting, and warranty information.</p>
	<p><a href="#">Sunbeam Heated Bedding User Manual: Setup, Features, Care, and Warranty</a></p> <p>Comprehensive user manual for Sunbeam heated bedding products, including setup instructions for blankets, mattress pads, and throws, control features, care and cleaning guidelines, troubleshooting FAQs, and limited warranty information.</p>
	<p><a href="#">Sunbeam Heated Bedding User Manual: Safety, Setup, Care, and Warranty</a></p> <p>Official user manual for Sunbeam heated bedding products, including blankets, mattress pads, and throws. Features important safety warnings, quick setup guides, control explanations, care and cleaning instructions, FAQs, and warranty information. Visit <a href="http://www.sunbeambedding.com">www.sunbeambedding.com</a> for support.</p>
	<p><a href="#">Sunbeam Heated Bedding User Manual: Comfort and Safety Guide</a></p> <p>This user manual provides comprehensive guidance for Sunbeam heated bedding products, including setup, safety, care, and control features for heated blankets, mattress pads, and throws. Learn how to maximize comfort and ensure safe operation with Sunbeam.</p>



[Sunbeam Detachable Heating Pad & Heat Wrap Instruction Manual](#)

This manual provides essential safety instructions, operating guidelines, troubleshooting tips, and warranty information for Sunbeam Detachable Heating Pads and Heat Wraps, including models with XpressHeat® technology.