

**Mohawk Home 10482 453 020034 EC**

# Mohawk Home Mayan Sunset Stripe Area Rug

Instruction Manual

## 1. INTRODUCTION

The Mohawk Home Mayan Sunset Stripe Area Rug is designed to enhance your living space with its modern angled stripe pattern and rich earth-toned palette. Crafted for durability and style, this rug features a dense pile and a non-slip latex backing, making it suitable for various areas within your home. This manual provides essential information for the proper setup, care, and maintenance of your new area rug.



Image 1.1: The Mohawk Home Mayan Sunset Stripe Area Rug placed at an entryway, showcasing its vibrant striped design and low profile.


## 2. PRODUCT FEATURES

---

- **Stylish Design:** Features a modern angled striped pattern in a rich, warm color palette, complementing various home décor styles.
- **Durable Materials:** Constructed with resilient synthetic pile fiber, offering advanced soil and stain protection, along with fade-resistant color clarity. Ideal for high-traffic areas.
- **Low Pile:** The low-profile pile height is designed to fit well under furniture and in busy spaces, reducing tripping hazards and entryway obstructions.
- **Non-Slip Grip:** Equipped with a textured latex backing to provide superior grip, ensuring precise placement on hard surface flooring and helping to prevent slipping and sliding.
- **Easy Care and Clean:** Simple maintenance requirements, including regular vacuuming and spot cleaning.



Image 2.1: A detailed view of the rug's surface, highlighting the durable synthetic fibers and varied stripe colors.



## DURABLE MATERIALS

Image 2.2: The underside of the rug, revealing the textured latex backing designed for enhanced grip on hard floors.

### 3. SETUP AND PLACEMENT

Upon receiving your Mohawk Home area rug, it may arrive tightly rolled. Follow these steps for optimal setup:

1. **Unrolling:** Carefully unroll the rug in the desired location. If the edges curl, reverse roll them gently or place heavy objects on the corners for a few hours to help them flatten.
2. **Placement:** Position the rug on a clean, dry, hard surface floor. The integrated non-slip latex backing is designed to keep the rug securely in place.
3. **Room Suitability:** This rug is suitable for indoor use in various rooms, including living rooms, dining rooms, bedrooms, offices, hallways, and entryways.



Image 3.1: The rug positioned in an entryway, demonstrating its low profile and how it integrates into a home setting.

## 4. CARE AND MAINTENANCE

Proper care will extend the life and appearance of your area rug. Follow these guidelines:

- **Regular Vacuuming:** Vacuum the rug regularly to remove dirt and debris. This helps maintain the rug's attractive appearance and serviceability.
- **Spot Cleaning:** For spills or stains, spot clean immediately with a solution of mild detergent and water. Blot the area gently with a clean cloth; do not rub.
- **Professional Cleaning:** For deeper cleaning or stubborn stains, professional cleaning is recommended.
- **Avoid Harsh Chemicals:** Do not use harsh chemicals or abrasive cleaners, as these can damage the rug fibers or backing.
- **Protect from Direct Sunlight:** While the rug is fade-resistant, prolonged exposure to direct sunlight can still affect colors over time.

## 5. TROUBLESHOOTING

- **Curling Edges:** If the rug edges curl up after unrolling, gently reverse roll the affected area or place heavy books along the edges overnight to help them flatten.
- **Minor Slipping:** While the rug has a non-slip backing, on extremely smooth or polished surfaces, minor movement might occur. Ensure the floor surface is clean and dry before placement. For additional security, consider using a separate rug pad, although it is typically not required due to the integrated backing.
- **Shedding:** New rugs may experience some initial shedding, which is normal. Regular vacuuming will reduce this over time.







## 6. SPECIFICATIONS

Attribute	Detail
Brand	Mohawk Home
Model Name	Mayan Sunset
Model Number	10482 453 020034 EC
Size (Rectangular)	1'8" x 2'10" (34"L x 20"W)
Material	Synthetic, Rubber (Backing)
Weave Type	Machine Made
Color	Tan (with brown, beige, red, grey, green stripes)
Item Weight	16 ounces (1 pound)
Item Thickness	0.4 Inches
Indoor/Outdoor Usage	Indoor
Stain Resistant	Yes

## 7. WARRANTY AND SUPPORT

Mohawk Home products are manufactured with quality and durability in mind. For specific warranty information regarding your Mayan Sunset Stripe Area Rug, please refer to the documentation included with your purchase or visit the official Mohawk Home website. For further assistance, product support, or inquiries, please contact Mohawk Home customer service through their official channels.

You can find additional information and support resources by visiting the [Mohawk Home Store on Amazon](#).

	<p><a href="#">Mohawk Home Laminate Floor Installation Guide</a></p> <p>Comprehensive guide for installing Mohawk Home laminate flooring, covering tools, site preparation, underlayment, installation steps, and care instructions.</p>
	<p><a href="#">Mohawk Home Waterproof Laminate Wood Flooring: Frequently Asked Questions</a></p> <p>Find answers to common questions about Mohawk Home's waterproof laminate wood flooring, including installation, maintenance, durability, and safety features like SplashDefense.</p>
	<p><a href="#">Mohawk Home Laminate Wood Flooring Limited Warranty Guide</a></p> <p>Comprehensive limited warranty details for Mohawk Home laminate wood flooring, covering manufacturing defects, wear, stains, water resistance, and commercial use. Includes terms, conditions, exclusions, and claim filing information.</p>
	<p><a href="#">Mohawk Home Waterproof Laminate Wood Flooring: Residential Installation Guide</a></p> <p>Comprehensive installation guide for Mohawk Home Waterproof Laminate Wood Flooring, covering site requirements, material preparation, flooring installation steps, and care instructions.</p>
	<p><a href="#">Mohawk Home Laminate Wood Flooring Limited Warranty</a></p> <p>Comprehensive limited warranty details for Mohawk Home laminate wood flooring, covering manufacturing defects, wear, stains, water resistance, pet protection, and care instructions. Includes terms, exclusions, and claim procedures.</p>
	<p><a href="#">Mohawk Home Laminate Floor Installation Guide</a></p> <p>Comprehensive installation instructions for Mohawk Home laminate flooring, covering site preparation, tools, underlayment, installation steps, finishing, and care. Includes guidance on subfloor requirements, moisture testing, and proper techniques for a durable and beautiful finish.</p>