

Lexon LA84G2

Lexon LA84G2 Bluetooth Speaker User Manual

Model: LA84G2 | Brand: Lexon

1. INTRODUCTION

This manual provides comprehensive instructions for the Lexon LA84G2 Bluetooth Speaker. Please read this manual carefully before using the product to ensure proper operation and to maximize your listening experience. Keep this manual for future reference.

2. SAFETY INFORMATION

To ensure safe operation and prevent damage to the device, please observe the following precautions:

- Do not expose the device to extreme temperatures, direct sunlight, or high humidity.
- Avoid dropping or subjecting the speaker to strong impacts.
- Do not attempt to disassemble, repair, or modify the speaker.
- Use only the provided or approved charging adapter.
- Keep out of reach of children.
- Do not use the speaker near water or in wet environments.

3. PRODUCT OVERVIEW

The Lexon LA84G2 is a portable Bluetooth speaker designed for wireless audio streaming and hands-free communication. It features a durable extruded aluminum and ABS rubber finish, offering both robust construction and a sleek design.



An image showing the Lexon LA84G2 Bluetooth speaker in titanium grey, standing upright, with its control panel visible. A smartphone is placed horizontally next to it, illustrating connectivity.

Control Panel Features:

- **Power Button:** Turns the speaker ON/OFF.
- **Play/Pause Button:** Controls audio playback and answers/ends calls.
- **Volume Control Dial:** Adjusts the speaker's output volume.
- **Charging Indicator Lights:** Displays battery status and charging progress.

4. SETUP

4.1. Charging the Speaker

1. Before first use, fully charge the speaker.
2. Connect the provided power adapter to the speaker's charging port and then to a standard power outlet.
3. The charging indicator lights on the speaker will illuminate to show the charging status.
4. A full charge takes approximately 6 hours and provides up to 6 hours of continuous listening time.

4.2. Powering On/Off

- To turn the speaker ON, press and hold the power button (usually marked with a circle and a vertical line) on the speaker's control panel until the indicator lights activate.
- To turn the speaker OFF, press and hold the power button again until the indicator lights turn off.

5. OPERATING INSTRUCTIONS

5.1. Bluetooth Pairing

1. Ensure the Lexon LA84G2 speaker is powered ON.
2. Activate the Bluetooth function on your smartphone, PC, or Mac.
3. On your device, search for available Bluetooth devices. The speaker will typically appear in the list as 'Lexon LA84G2' or a similar identifier.
4. Select the speaker from the list to initiate pairing. A confirmation sound or indicator light change on the speaker may signal successful pairing.
5. The speaker can maintain a stable Bluetooth connection up to 10 meters (approximately 33 feet) from the paired device.

5.2. Playing Audio

- Once successfully paired, audio played on your connected device will stream wirelessly through the Lexon LA84G2 speaker.
- Use the volume controls on your connected device or the speaker's integrated volume dial to adjust the sound level.
- The speaker's control panel includes buttons for play/pause and track navigation (if supported by your device and the speaker's firmware).

5.3. Hands-Free Calling

- The integrated microphone enables hands-free phone calls when the speaker is connected to a smartphone.
- When an incoming call is received, music playback will typically pause.
- Press the Play/Pause button on the speaker to answer an incoming call. Press it again to end the call.

5.4. Using the Audio Jack Input

- For devices without Bluetooth capability, or for a wired connection, connect a 3.5mm audio cable (not included) from your device's headphone jack to the speaker's audio input jack.
- The speaker will automatically switch to the wired input when a cable is detected.

6. MAINTENANCE

- Clean the speaker's exterior with a soft, dry, lint-free cloth.
- Do not use abrasive cleaners, solvents, or strong chemicals, as these may damage the finish or internal components.
- When storing the speaker for extended periods, ensure it is fully charged and kept in a cool, dry place away from direct sunlight.

7. TROUBLESHOOTING

- No Power:**
Ensure the speaker is sufficiently charged. Connect it to a power source using the provided adapter and allow it to charge for some time before attempting to power it on again.
- No Sound:**
Verify that the speaker is correctly paired with your device and that the volume on both the speaker and the connected device is turned up. If using the audio jack, ensure the cable is securely connected and the correct input source is active.
- Bluetooth Disconnection:**
Ensure your connected device is within the 10-meter Bluetooth range of the speaker. Avoid obstacles between the speaker and the device. Try unpairing the speaker from your device's Bluetooth settings and then re-pairing it.
- Poor Audio Quality:**
Move the speaker closer to the connected device to improve signal strength. Check for potential interference from other wireless devices operating nearby. Ensure the audio source file is of good quality.
- Hands-Free Calling Issues:**
Ensure the speaker is properly paired with your smartphone. Check your phone's audio output settings during a call to confirm the speaker is selected.

8. SPECIFICATIONS

Feature	Specification
Model Number	LA84G2
Brand	Lexon
Dimensions (L x W x H)	20.2 x 5.5 x 14 cm
Weight	875 grams
Connectivity Technology	Bluetooth
Material	Extruded Aluminum / ABS Rubber Finish
Compatible Devices	Smartphone, Tablet, PC/MAC
Color	Titanium Grey
Power Source	Electric Cable (Rechargeable Battery)
Output Power	2 x 3W
Battery Life	Up to 6 hours (listening time)
Charging Time	Approximately 6 hours
Bluetooth Range	Up to 10 meters




Feature	Specification
Special Feature	Hands-free phone function (integrated microphone)

9. WARRANTY AND SUPPORT

The Lexon LA84G2 Bluetooth Speaker comes with a 2-year warranty from the date of purchase. Please retain your proof of purchase for any warranty claims.

For technical support, warranty inquiries, or further assistance, please visit the official Lexon website or contact their customer service department through the contact information provided on their website.

Related Documents - LA84G2

	LEXON MINO+ Portable Bluetooth Speaker User Manual and Specifications Comprehensive guide to the LEXON MINO+ portable Bluetooth speaker, covering pairing, TWS stereo setup, safety instructions, product specifications, and compliance information. Features hands-free calling and wireless charging.
	LEXON MINO+ L Bluetooth Speaker User Manual Comprehensive user guide for the LEXON MINO+ L portable Bluetooth speaker, covering charging, pairing (including TWS), hands-free calls, selfie control, specifications, and safety information.
	Lexon LR153 Mina Sunrise Wake-Up Light & Alarm Clock - User Guide Comprehensive guide for the Lexon LR153 Mina Sunrise, a rechargeable wake-up light and alarm clock with sunset simulation. Learn how to set up, use features, and view specifications.



LR153
MINA SUNRISE

Design by Manuela Simonelli & Andrea Quaglio

[Lexon Mina Sunrise LR153 Wake-Up Light & Alarm Clock - User Manual](#)

Comprehensive user manual for the Lexon Mina Sunrise LR153, a versatile wake-up light and alarm clock. Learn about its features, settings, safety precautions, and specifications.



[Lexon LH60 Mina Portable LED Lamp - Features, Instructions, and Specifications](#)

Learn about the Lexon LH60 Mina, a versatile portable LED lamp. This document covers its features, charging instructions, operating modes, and important safety precautions. Designed by Manuela Simonelli & Andrea Quaglio.



[Lexon City Energy Pro: 10W Wireless Charger & 3W Bluetooth Speaker User Manual](#)

Comprehensive user manual for the Lexon City Energy Pro, a 3-in-1 device featuring a 10W Qi wireless charger, a 3W Bluetooth speaker with dual microphones, and environmental noise cancelling. Learn how to set up, pair, use hands-free features, and troubleshoot.

